

ADAC Mini Bike Cup 2018

Sorted on Laps

Einsteigerklasse

Cheb 1,202 km

2. B-Finale - Einsteigerklasse

6.5.2018 16:15

Race (9 Laps) started at 16:07:45

Pos	No.	Name	Nat.	Laps	Diff	Total Tm	Best Tm	Comment
1	70	Kitzbichler Tobias	AUT	9		11:03.856	1:13.122	
2	13	Muckle Max	GER	9	9.942	11:13.798	1:13.829	
3	44	Trsek Adam	CZE	9	10.547	11:14.403	1:13.926	
4	15	Coenen Julius	GER	9	12.495	11:16.351	1:14.081	
5	93	Brandl Korbinian	GER	9	28.569	11:32.425	1:15.853	
6	27	Schönrock Loris	GER	9	41.007	11:44.863	1:16.232	
7	20	Siebert Pauline	GER	8	1 Lap	11:22.148	1:22.241	

Margin of Victory

Avg. Speed

Best Lap Tm

Best Speed

Best Lap by

9.942

58,665

1:13.122

59,178

70 - Kitzbichler Tobias

Orbits

Race Director: Frank MEIER

Chief of Timekeepers: Ales JAKOUBI

www.mylaps.com

Licensed to: Autoklub CR

ADAC Mini Bike Cup 2018


Einsteigerklasse

Cheb 1,202 km

2. B-Finale - Einsteigerklasse

6.5.2018 16:15

Race (9 Laps) started at 16:07:45



Lap	Lap Tm	Diff	Time of Day
(70) Kitzbichler Tobias			
1	1:14.189	+1.067	16:09:00.607
2	1:13.379	+0.257	16:10:13.986
3	1:13.122		16:11:27.108
4	1:13.956	+0.834	16:12:41.064
5	1:13.820	+0.698	16:13:54.884
6	1:13.795	+0.673	16:15:08.679
7	1:13.405	+0.283	16:16:22.084
8	1:13.823	+0.701	16:17:35.907
9	1:13.399	+0.277	16:18:49.306
(13) Mucke Max			
1	1:17.065	+3.236	16:09:02.855
2	1:14.453	+0.624	16:10:17.308
3	1:14.975	+1.146	16:11:32.283
4	1:14.562	+0.733	16:12:46.845
5	1:14.944	+1.115	16:14:01.789
6	1:14.913	+1.084	16:15:16.702
7	1:14.042	+0.213	16:16:30.744
8	1:14.675	+0.846	16:17:45.419
9	1:13.829		16:18:59.248
(44) Trsek Adam			
1	1:17.330	+3.404	16:09:03.373
2	1:14.465	+0.539	16:10:17.838
3	1:14.777	+0.851	16:11:32.615
4	1:14.699	+0.773	16:12:47.314
5	1:14.962	+1.036	16:14:02.276
6	1:14.851	+0.925	16:15:17.127
7	1:14.011	+0.085	16:16:31.138
8	1:14.789	+0.863	16:17:45.927
9	1:13.926		16:18:59.853
(15) Coenen Julius			
1	1:17.609	+3.528	16:09:04.112
2	1:14.438	+0.357	16:10:18.550
3	1:14.680	+0.599	16:11:33.230
4	1:14.728	+0.647	16:12:47.958
5	1:15.119	+1.038	16:14:03.077
6	1:14.665	+0.584	16:15:17.742
7	1:14.081		16:16:31.823
8	1:14.614	+0.533	16:17:46.437
9	1:15.364	+1.283	16:19:01.801
(93) Brandl Korbinian			
1	1:20.504	+4.651	16:09:07.289
2	1:15.853		16:10:23.142
3	1:15.862	+0.009	16:11:39.004
4	1:16.300	+0.447	16:12:55.304
5	1:16.539	+0.686	16:14:11.843
6	1:16.386	+0.533	16:15:28.229
7	1:16.121	+0.268	16:16:44.350
8	1:16.722	+0.869	16:18:01.072
9	1:16.803	+0.950	16:19:17.875
(27) Schönock Loïs			
1	1:21.471	+5.239	16:09:08.330
2	1:17.665	+1.433	16:10:25.995
3	1:16.232		16:11:42.227
4	1:16.527	+0.295	16:12:58.754
5	1:17.908	+1.676	16:14:16.662
6	1:18.178	+1.946	16:15:34.840
7	1:18.591	+2.359	16:16:53.431
8	1:18.275	+2.043	16:18:11.706
9	1:18.607	+2.375	16:19:30.313

Lap	Lap Tm	Diff	Time of Day
(20) Siebert Pauline			
1	1:28.938	+6.697	16:09:17.027
2	1:26.575	+4.334	16:10:43.602
3	1:25.688	+3.447	16:12:09.290
4	1:24.761	+2.520	16:13:34.051
5	1:23.709	+1.468	16:14:57.760
6	1:23.570	+1.329	16:16:21.330
7	1:22.241		16:17:43.571
8	1:24.027	+1.786	16:19:07.598

Lap	Lap Tm	Diff	Time of Day
-----	--------	------	-------------

Orbits

Race Director: Frank MEIER

Chief of Timekeepers: Ales JAKOUBI

www.mylaps.com

Licensed to: Autoklub CR

ADAC Mini Bike Cup 2018

Sorted on Laps

Einsteigerklasse

Cheb 1,202 km

2. A-Finale - Einsteigerklasse

6.5.2018 15:45

Race (11 Laps) started at 15:45:44

Pos	No.	Name	Nat.	Laps	Diff	Total Tm	Best Tm	Comment
1	6	Eisenfeld Lucas	GER	11		12:11.693	1:05.886	
2	30	Pelikan Lukas	CZE	11	5.655	12:17.348	1:06.413	
3	31	Kindermann Marek	CZE	11	16.362	12:28.055	1:07.306	
4	57	Holzer Kilian	AUT	11	20.047	12:31.740	1:07.412	
5	54	Kitzbichler Niklas	AUT	11	20.162	12:31.855	1:06.880	
6	25	Gundermann Kimi - Nikita	SUI	11	20.925	12:32.618	1:07.205	
7	47	Sabri Parez	GER	11	21.036	12:32.729	1:07.171	
8	37	Urlaß Phil	GER	11	25.144	12:36.837	1:07.617	
9	45	Trsek Petr	CZE	11	32.383	12:44.076	1:08.149	
10	61	Prasse Albert	GER	11	32.467	12:44.160	1:08.079	
11	55	Zelenak Anakin	GER	11	43.780	12:55.473	1:09.713	
12	43	Eder Ales	CZE	11	44.187	12:55.880	1:09.522	
13	8	Eisenkolb Jona	GER	11	44.651	12:56.344	1:09.585	
14	10	Herrlich Valentino	GER	11	50.082	13:01.775	1:09.738	
15	4	Pöhler Felix	GER	11	50.280	13:01.973	1:09.708	

Not classified

DNS 3 König Kristoffer GER DNS

Margin of Victory	Avg. Speed	Best Lap Tm	Best Speed	Best Lap by
5.655	65,054	1:05.886	65,677	6 - Eisenfeld Lucas

Orbits

Race Director: Frank MEIER

Chief of Timekeepers: Ales JAKOUBI

www.mylaps.com

Licensed to: Autoklub CR

ADAC Mini Bike Cup 2018


Einsteigerklasse

2. A-Finale - Einsteigerklasse

Race (11 Laps) started at 15:45:44

Cheb 1,202 km

6.5.2018 15:45



Lap	Lap Tm	Diff	Time of Day	Lap	Lap Tm	Diff	Time of Day	Lap	Lap Tm	Diff	Time of Day
(6) Eisenfeld Lucas											
1	1:09.164	+3.278	15:46:54.223								
2	1:06.258	+0.372	15:48:00.481								
3	1:06.321	+0.435	15:49:06.802								
4	1:06.183	+0.297	15:50:12.985								
5	1:05.886		15:51:18.871								
6	1:06.131	+0.245	15:52:25.002								
7	1:06.139	+0.253	15:53:31.141								
8	1:06.052	+0.166	15:54:37.193								
9	1:06.367	+0.481	15:55:43.560								
10	1:06.344	+0.458	15:56:49.904								
11	1:06.498	+0.612	15:57:56.402								
(25) Gundermann Kimi - Nikita											
1	1:11.631	+4.426	15:46:57.935								
2	1:08.537	+1.332	15:48:06.472								
3	1:08.236	+1.031	15:49:14.708								
4	1:08.961	+1.756	15:50:23.669								
5	1:07.620	+0.415	15:51:31.289								
6	1:07.738	+0.533	15:52:39.027								
7	1:07.205		15:53:46.232								
8	1:08.123	+0.918	15:54:54.355								
9	1:07.605	+0.400	15:56:01.960								
10	1:07.536	+0.331	15:57:09.496								
11	1:07.831	+0.626	15:58:17.327								
(47) Sabri Perez											
1	1:11.831	+4.660	15:46:57.348								
2	1:08.436	+1.265	15:48:05.784								
3	1:08.349	+1.178	15:49:14.133								
4	1:09.647	+2.476	15:50:23.780								
5	1:07.644	+0.473	15:51:31.424								
6	1:07.725	+0.554	15:52:39.149								
7	1:07.171		15:53:46.320								
8	1:08.143	+0.972	15:54:54.463								
9	1:07.584	+0.413	15:56:02.047								
10	1:07.768	+0.597	15:57:09.815								
11	1:07.623	+0.452	15:58:17.438								
(37) Uriñe Phil											
1	1:12.559	+4.942	15:46:59.064								
2	1:08.786	+1.169	15:48:07.850								
3	1:08.544	+0.927	15:49:16.394								
4	1:07.806	+0.189	15:50:24.200								
5	1:07.897	+0.280	15:51:32.097								
6	1:07.814	+0.197	15:52:39.911								
7	1:07.617		15:53:47.528								
8	1:08.232	+0.615	15:54:55.760								
9	1:07.939	+0.322	15:56:03.699								
10	1:08.301	+0.684	15:57:12.000								
11	1:09.546	+1.929	15:58:21.546								
(45) Trsek Petr											
1	1:12.814	+4.665	15:46:59.813								
2	1:08.473	+0.324	15:48:08.286								
3	1:08.374	+0.225	15:49:16.660								
4	1:08.149		15:50:24.809								
5	1:08.329	+0.180	15:51:33.138								
6	1:08.825	+0.676	15:52:41.963								
7	1:09.269	+1.120	15:53:51.232								
8	1:09.649	+1.500	15:55:00.881								
9	1:09.654	+1.505	15:56:10.535								
10	1:09.256	+1.107	15:57:19.791								
11	1:08.994	+0.845	15:58:28.785								
(61) Prasse Albert											
1	1:12.858	+4.779	15:47:00.233								
2	1:08.560	+0.481	15:48:08.793								
3	1:08.298	+0.219	15:49:17.091								
4	1:08.079		15:50:25.170								
5	1:08.194	+0.115	15:51:33.364								
6	1:08.773	+0.694	15:52:42.137								
7	1:09.190	+1.111	15:53:51.327								
8	1:09.931	+1.852	15:55:01.258								
9	1:09.407	+1.328	15:56:10.665								
10	1:09.233	+1.154	15:57:19.898								
11	1:08.971	+0.892	15:58:28.869								
(55) Zelenak Anakin											
1	1:11.428	+4.548	15:46:57.239								
2	1:08.431	+1.551	15:48:05.670								
3	1:08.283	+1.403	15:49:13.953								
4	1:09.277	+2.397	15:50:23.230								
5	1:07.722	+0.842	15:51:30.952								
6	1:06.880		15:52:37.832								
7	1:07.642	+0.762	15:53:45.474								
8	1:07.390	+0.510	15:54:52.864								
9	1:08.218	+1.338	15:56:01.082								
10	1:07.672	+0.792	15:57:08.754								
11	1:07.810	+0.930	15:58:16.564								
(43) Eder Ales											
1	1:13.496	+3.974	15:47:00.099								
2	1:10.011	+0.489	15:48:10.110								
3	1:10.213	+0.691	15:49:20.323								
4	1:09.861	+0.339	15:50:30.184								
5	1:10.960	+1.438	15:51:41.144								
6	1:09.629	+0.107	15:52:50.773								
7	1:09.522		15:54:00.295								
8	1:10.418	+0.896	15:55:10.713								
9	1:09.567	+0.045	15:56:20.280								
10	1:10.583	+1.061	15:57:30.863								
11	1:09.726	+0.204	15:58:40.589								
(8) Eisenkolb Jona											
1	1:14.315	+4.730	15:47:01.428								
2	1:09.898	+0.313	15:48:11.326								
3	1:09.612	+0.027	15:49:20.938								
4	1:09.746	+0.161	15:50:30.684								
5	1:10.775	+1.190	15:51:41.459								
6	1:09.826	+0.241	15:52:51.285								
7	1:09.585		15:54:00.870								
8	1:10.342	+0.757	15:55:11.212								
9	1:09.784	+0.199	15:56:20.996								
10	1:10.157	+0.572	15:57:31.153								
11	1:09.900	+0.315	15:58:41.053								
(10) Herrlich Valentino											
1	1:14.579	+4.841	15:47:02.252								
2	1:10.801	+1.063	15:48:13.053								
3	1:10.251	+0.513	15:49:23.304								
4	1:09.738		15:50:33.042								
5	1:10.323	+0.585	15:51:43.365								
6	1:10.330	+0.592	15:52:53.695								
7	1:10.324	+0.586	15:54:04.019								
8	1:10.309	+0.571	15:55:14.328								
9	1:10.391	+0.653	15:56:24.719								
10	1:10.640	+0.902	15:57:35.359								
11	1:11.125	+1.387	15:58:46.484								
(4) Pöhler Felix											
1	1:15.846	+6.138	15:47:03.023								
2	1:10.297	+0.589	15:48:13.320								
3	1:10.564	+0.856	15:49:23.884								
4	1:09.991	+0.283	15:50:33.875								
5	1:10.720	+1.012	15:51:44.595								
6	1:10.211	+0.503	15:52:54.806								
7	1:10.574	+0.866	15:54:05.380								
8	1:09.923	+0.215	15:55:15.303								
9	1:09.708		15:56:25.011								
10	1:10.521	+0.813	15:57:35.532								
11	1:11.150	+1.442	15:58:46.682								

Orbits

Race Director: Frank MEIER
Chief of Timekeepers: Ales JAKOUBI

www.mylaps.com
Licensed to: Autoklub CR

ADAC Mini Bike Cup 2018

Sorted on Laps

Einsteigerklasse

Cheb 1,202 km

1. B-Finale - Einsteigerklasse

6.5.2018 14:25

Race (9 Laps) started at 14:20:00

Pos	No.	Name	Nat.	Laps	Diff	Total Tm	Best Tm	Comment
1	13	Muckle Max	GER	9		11:13.220	1:13.724	
2	15	Coenen Julius	GER	9	6.797	11:20.017	1:14.688	
3	70	Kitzbichler Tobias	AUT	9	13.977	11:27.197	1:13.165	+20sec. - jump start
4	27	Schönrock Loris	GER	9	20.286	11:33.506	1:15.418	
5	44	Trsek Adam	CZE	9	21.507	11:34.727	1:13.525	+20sec. - jump start
6	93	Brandl Korbinian	GER	9	39.840	11:53.060	1:15.512	+20sec. - jump start
7	20	Siebert Pauline	GER	8	1 Lap	11:14.468	1:22.217	

Margin of Victory

Avg. Speed

Best Lap Tm

Best Speed

Best Lap by

6.797

57,849

1:13.165

59,143

70 - Kitzbichler Tobias

Orbits

Race Director: Frank MEIER

Chief of Timekeepers: Ales JAKOUBI

www.mylaps.com

Licensed to: Autoklub CR

ADAC Mini Bike Cup 2018


Einsteigerklasse

Cheb 1,202 km

1. B-Finale - Einsteigerklasse

6.5.2018 14:25

Race (9 Laps) started at 14:20:00



Lap	Lap Tm	Diff	Time of Day
(13) Muckle Max			
1	1:17.414	+3.690	14:21:19.229
2	1:14.573	+0.849	14:22:33.802
3	1:14.744	+1.020	14:23:48.546
4	1:15.148	+1.424	14:25:03.694
5	1:13.886	+0.162	14:26:17.580
6	1:13.724		14:27:31.304
7	1:14.106	+0.382	14:28:45.410
8	1:13.886	+0.162	14:29:59.296
9	1:14.210	+0.486	14:31:13.506

Lap	Lap Tm	Diff	Time of Day
(15) Coenen Julius			
1	1:18.291	+3.603	14:21:20.397
2	1:14.789	+0.101	14:22:35.186
3	1:14.688		14:23:49.874
4	1:14.842	+0.154	14:25:04.716
5	1:15.046	+0.358	14:26:19.762
6	1:14.943	+0.255	14:27:34.705
7	1:15.449	+0.761	14:28:50.154
8	1:14.978	+0.290	14:30:05.132
9	1:15.171	+0.483	14:31:20.303

Lap	Lap Tm	Diff	Time of Day
(70) Kitzbichler Tobias			
1	1:16.371	+3.206	14:21:17.817
2	1:14.288	+1.123	14:22:32.105
3	1:14.233	+1.068	14:23:46.338
4	1:13.690	+0.525	14:25:00.028
5	1:13.165		14:26:13.193
6	1:13.374	+0.209	14:27:26.567
7	1:13.506	+0.341	14:28:40.073
8	1:13.331	+0.166	14:29:53.404
9	1:14.079	+0.914	14:31:07.483

Lap	Lap Tm	Diff	Time of Day
(27) Schönrock Loïs			
1	1:20.669	+5.251	14:21:23.305
2	1:16.133	+0.715	14:22:39.438
3	1:15.594	+0.176	14:23:55.032
4	1:16.837	+1.419	14:25:11.869
5	1:16.894	+1.476	14:26:28.763
6	1:15.807	+0.389	14:27:44.570
7	1:16.761	+1.343	14:29:01.331
8	1:15.418		14:30:16.749
9	1:17.043	+1.625	14:31:33.792

Lap	Lap Tm	Diff	Time of Day
(44) Trsek Adam			
1	1:17.952	+4.427	14:21:19.843
2	1:14.365	+0.840	14:22:34.208
3	1:14.681	+1.156	14:23:48.889
4	1:14.519	+0.994	14:25:03.408
5	1:13.525		14:26:16.933
6	1:13.972	+0.447	14:27:30.905
7	1:13.946	+0.421	14:28:44.851
8	1:15.085	+1.560	14:29:59.936
9	1:15.077	+1.552	14:31:15.013

Lap	Lap Tm	Diff	Time of Day
(93) Brandl Korbinian			
1	1:20.043	+4.531	14:21:22.417
2	1:15.761	+0.249	14:22:38.178
3	1:16.027	+0.515	14:23:54.205
4	1:17.013	+1.501	14:25:11.218
5	1:17.206	+1.694	14:26:28.424
6	1:16.890	+1.378	14:27:45.314
7	1:15.512		14:29:00.826
8	1:16.280	+0.768	14:30:17.106
9	1:16.240	+0.728	14:31:33.346

Lap	Lap Tm	Diff	Time of Day
(20) Siebert Pauline			
1	1:27.632	+5.415	14:21:31.658
2	1:23.614	+1.397	14:22:55.272
3	1:24.074	+1.857	14:24:19.346
4	1:23.411	+1.194	14:25:42.757
5	1:22.720	+0.503	14:27:05.477
6	1:22.573	+0.356	14:28:28.050
7	1:22.217		14:29:50.267
8	1:24.487	+2.270	14:31:14.754

Lap	Lap Tm	Diff	Time of Day
-----	--------	------	-------------

ADAC Mini Bike Cup 2018

Sorted on Laps

Einsteigerklasse

Cheb 1,202 km

1. A-Finale - Einsteigerklasse

6.5.2018 13:55

Race (11 Laps) started at 13:56:10

Pos	No.	Name	Nat.	Laps	Diff	Total Tm	Best Tm	Comment
1	6	Eisenfeld Lucas	GER	11		12:12.053	1:05.694	
2	30	Pelikan Lukas	CZE	11	5.618	12:17.671	1:06.369	
3	47	Sabri Parez	GER	11	5.830	12:17.883	1:06.402	
4	61	Prasse Albert	GER	11	21.647	12:33.700	1:07.500	
5	54	Kitzbichler Niklas	AUT	11	23.608	12:35.661	1:08.063	
6	31	Kindermann Marek	CZE	11	24.832	12:36.885	1:07.991	
7	37	Urlaß Phil	GER	11	32.302	12:44.355	1:08.167	
8	25	Gundermann Kimi - Nikita	SUI	11	34.496	12:46.549	1:07.658	
9	57	Holzer Kilian	AUT	11	43.826	12:55.879	1:07.632	+20sec. - jump start
10	43	Eder Ales	CZE	11	43.946	12:55.999	1:08.692	
11	55	Zelenak Anakin	GER	11	51.043	13:03.096	1:09.884	
12	10	Herrlich Valentino	GER	11	51.331	13:03.384	1:09.824	
13	4	Pöhler Felix	GER	11	51.817	13:03.870	1:09.616	
14	8	Eisenkolb Jona	GER	11	53.149	13:05.202	1:10.257	
15	45	Trsek Petr	CZE	10	1 Lap	12:32.285	1:08.034	
DNF	3	König Kristoffer	GER	3	DNF	3:34.159	1:09.375	

Margin of Victory

Avg. Speed

Best Lap Tm

Best Speed

Best Lap by

5.618

65,022

1:05.694

65,869

6 - Eisenfeld Lucas

Orbits

Race Director: Frank MEIER

Chief of Timekeepers: Ales JAKOUBI

www.mylaps.com

Licensed to: Autoklub CR

ADAC Mini Bike Cup 2018

Einsteigerklasse

Cheb 1,202 km

1. A-Finale - Einsteigerklasse

6.5.2018 13:55

Race (11 Laps) started at 13:56:10

Lap	Lap Tm	Diff	Time of Day
3	1:09.730	+0.355	13:59:44.411

Lap	Lap Tm	Diff	Time of Day
-----	--------	------	-------------


Lap	Lap Tm	Diff	Time of Day
-----	--------	------	-------------

ADAC Mini Bike Cup 2018

Einsteigerklasse

Cheb 1,202 km

Zeittraining - Einsteigerklasse - Gruppe 1+2



Pos	No.	Name	Make	Overall BestTm	R1. Best Tm	R2. Best Tm	R3. Best Tm	R4. Best Tm
1	6	Eisenfeld Lucas	NSF 100	1:05.946		1:06.353		1:05.946
2	30	Pelikan Lukas	NSF 100	1:06.392		1:07.171		1:06.392
3	47	Sabri Parez	NSF 100	1:06.586	1:07.385		1:06.586	
4	31	Kindermann Marek	NSF 100	1:07.391	1:07.391		1:07.456	
5	54	Kitzbichler Niklas	NSF 100	1:07.739		1:08.333		1:07.739
6	57	Holzer Kilian	NSF 100	1:07.745		1:07.798		1:07.745
7	37	Urlaß Phil	NSF 100	1:07.808	1:08.848		1:07.808	
8	61	Prasse Albert	NSF 100	1:08.225		1:08.801		1:08.225
9	25	Gundermann Kimi - Nikita	NSF 100	1:08.381	1:08.698		1:08.381	
10	43	Eder Ales	NSF 100	1:09.058	1:10.101		1:09.058	
11	3	König Kristoffer	NSF 100	1:09.202	1:10.477		1:09.202	
12	45	Trsek Petr	NSF 100	1:09.220	1:10.609		1:09.220	
13	8	Eisenkolb Jona	NSF 100	1:10.063		1:10.567		1:10.063
14	10	Herrlich Valentino	NSF 100	1:10.121	1:10.828		1:10.121	
15	4	Pöhler Felix	NSF 100	1:10.941		1:11.631		1:10.941
16	55	Zelenak Anakin	NSF 100	1:12.345	1:26.463		1:12.345	
Not classified (110% = 1:12.540)								
17	13	Muckle Max	NSF 100	1:13.312	1:15.189		1:13.312	
18	44	Trsek Adam	NSF 100	1:14.673		1:15.171		1:14.673
19	15	Coenen Julius	NSF 100	1:14.774	1:15.945		1:14.774	
20	70	Kitzbichler Tobias	NSF 100	1:15.995		1:16.105		1:15.995
21	93	Brandl Korbinian	NSF 100	1:16.267	1:17.302		1:16.267	
22	27	Schönrock Loris	NSF 100	1:17.362	1:18.304		1:17.362	
23	20	Siebert Pauline	NSF 100	1:21.537		1:22.796		1:21.537

Orbits

Race Director: Frank MEIER
 Chief of Timekeepers: Ales JAKOUBI

www.mylaps.com
 Licensed to: Autoklub CR

ADAC Mini Bike Cup 2018

Sorted on best lap time

Einsteigerklasse

Cheb 1,202 km

2. Zeittraining - Einsteigerklasse - Gruppe 2

6.5.2018 11:55

Qualifying started at 11:55:21

Pos	No.	Name	Nat.	Club	Best Tm	Diff	In Lap	2nd Best
1	6	Eisenfeld Lucas	GER	ADAC Racing Team AMC Sari	1:05.946		6	1:06.020
2	30	Pelikan Lukas	CZE	JRT Brno Circuit	1:06.392	0.446	12	1:06.598
3	54	Kitzbichler Niklas	AUT	Racingteam Kitzbichler	1:07.739	1.793	9	1:07.980
4	57	Holzer Kilian	AUT	-	1:07.745	1.799	13	1:08.192
5	61	Prasse Albert	GER	ADAC Racing Team AMC Sari	1:08.225	2.279	9	1:08.230
6	8	Eisenkolb Jona	GER	F. Koch Rennsport	1:10.063	4.117	5	1:11.650
7	4	Pöhler Felix	GER	AC Nittenau	1:10.941	4.995	11	1:11.371
Not classified (110% = 1:12.540)								
	44	Trsek Adam	CZE	Motobikes racing	1:14.673	8.727	6	1:15.125
	70	Kitzbichler Tobias	AUT	Racingteam Kitzbichler	1:15.995	10.049	8	1:16.403
	20	Siebert Pauline	GER	ADAC Team Südbayern	1:21.537	15.591	7	1:22.420

ADAC Mini Bike Cup 2018


Einsteigerklasse

Cheb 1,202 km

2. Zeittraining - Einsteigerklasse - Gruppe 2

6.5.2018 11:55

Qualifying started at 11:55:21



Lap	Lap Tm	Diff	Time of Day
(6) Eisenfeld Lucas			
1	1:12.271	+6.325	11:56:41.542
2	1:06.656	+0.710	11:57:48.198
3	1:06.470	+0.524	11:58:54.668
4	1:07.108	+1.162	12:00:01.776
5	1:06.020	+0.074	12:01:07.796
6	1:05.946		12:02:13.742
7	1:07.170	+1.224	12:03:20.912
8	1:07.061	+1.115	12:04:27.973
9	1:06.987	+1.041	12:05:34.960
10	1:06.047	+0.101	12:06:41.007
11	1:06.456	+0.510	12:07:47.463
12	1:06.549	+0.603	12:08:54.012
13	1:06.723	+0.777	12:10:00.735
14	1:08.142	+2.196	12:11:08.877
(30) Pelikan Lukas			
1	1:12.711	+6.319	11:56:43.369
2	1:07.664	+1.272	11:57:51.033
3	1:06.967	+0.575	11:58:58.000
4	1:06.939	+0.547	12:00:04.939
5	1:06.598	+0.206	12:01:11.537
6	1:06.771	+0.379	12:02:18.308
7	1:07.253	+0.861	12:03:25.561
8	1:12.115	+5.723	12:04:37.676
9	1:08.322	+1.930	12:05:45.998
10	1:07.716	+1.324	12:06:53.714
11	1:06.627	+0.235	12:08:00.341
12	1:06.392		12:09:06.733
13	1:07.130	+0.738	12:10:13.863
14	1:10.815	+4.423	12:11:24.678
(54) Kitzbichler Niklas			
1	1:14.992	+7.253	11:56:47.600
2	1:09.425	+1.686	11:57:57.025
3	1:08.624	+0.885	11:59:05.649
4	1:09.253	+1.514	12:00:14.902
5	1:10.087	+2.348	12:01:24.989
6	1:08.419	+0.680	12:02:33.408
7	1:09.211	+1.472	12:03:42.619
8	1:08.618	+0.879	12:04:51.237
9	1:07.739		12:05:58.976
10	1:08.339	+0.600	12:07:07.315
11	1:09.305	+1.566	12:08:16.620
12	1:08.323	+0.584	12:09:24.943
13	1:07.980	+0.241	12:10:32.923
(57) Holzer Kilian			
1	1:15.156	+7.411	11:56:47.277
2	1:09.438	+1.693	11:57:56.715
3	1:08.676	+0.931	11:59:05.391
4	1:08.819	+1.074	12:00:14.210
5	1:11.267	+3.522	12:01:25.477
6	1:08.192	+0.447	12:02:33.669
7	1:09.182	+1.437	12:03:42.851
8	1:08.631	+0.886	12:04:51.482
9	1:08.337	+0.592	12:05:59.819
10	1:10.129	+2.384	12:07:09.948
11	1:14.852	+34.107	12:08:51.800
12	1:17.232	+9.487	12:10:09.032
13	1:07.745		12:11:16.777
(61) Prasse Albert			
1	1:15.509	+7.284	11:56:45.773
2	1:10.100	+1.875	11:57:55.873

Lap	Lap Tm	Diff	Time of Day
3	1:09.216	+0.991	11:59:05.089
4	1:09.450	+1.225	12:00:14.539
5	1:10.224	+1.999	12:01:24.763
6	1:08.464	+0.239	12:02:33.227
7	1:09.235	+1.010	12:03:42.462
8	1:09.439	+1.214	12:04:51.901
9	1:08.225		12:06:00.126
10	1:11.735	+3.510	12:07:11.861
11	1:09.666	+1.441	12:08:21.527
12	1:08.230	+0.005	12:09:29.757
13	1:11.506	+3.281	12:10:41.263
(8) Eisenkolb Jona			
1	1:21.646	+11.583	11:57:01.220
2	1:11.999	+1.936	11:58:13.219
3	1:14.693	+4.630	11:59:27.912
4	1:11.650	+1.587	12:00:39.562
5	1:10.063		12:01:49.625
6	1:11.839	+1.776	12:03:01.464
7	1:33.770	+23.707	12:04:35.234
8	1:21.983	+11.920	12:05:57.217
(4) Pöhler Felix			
1	1:20.290	+9.349	11:56:54.652
2	1:15.126	+4.185	11:58:09.778
3	1:13.981	+3.040	11:59:23.759
4	1:13.727	+2.786	12:00:37.486
5	1:11.371	+0.430	12:01:48.857
6	1:12.204	+1.263	12:03:01.061
7	1:41.608	+30.667	12:04:42.669
8	1:12.110	+1.169	12:05:54.779
9	1:11.662	+0.721	12:07:06.441
10	1:11.631	+0.690	12:08:18.072
11	1:10.941		12:09:29.013
12	1:12.610	+1.669	12:10:41.623
(44) Trsek Adam			
1	1:20.887	+6.214	11:56:52.530
2	1:15.925	+1.252	11:58:08.455
3	1:15.155	+0.482	11:59:23.610
4	1:16.570	+1.897	12:00:40.180
5	1:15.626	+0.953	12:01:55.806
6	1:14.673		12:03:10.479
7	1:15.836	+1.163	12:04:26.315
8	1:15.735	+1.062	12:05:42.050
9	1:15.286	+0.613	12:06:57.336
10	1:15.125	+0.452	12:08:12.461
11	1:15.157	+0.484	12:09:27.618
12	1:15.404	+0.731	12:10:43.022
(70) Kitzbichler Tobias			
1	1:20.563	+4.568	11:56:54.310
2	1:17.440	+1.445	11:58:11.750
3	1:17.731	+1.736	11:59:29.481
4	1:17.306	+1.311	12:00:46.787
5	1:17.134	+1.139	12:02:03.921
6	1:17.028	+1.033	12:03:20.949
7	1:18.415	+2.420	12:04:39.364
8	1:15.995		12:05:55.359
9	1:16.403	+0.408	12:07:11.762
10	1:52.733	+36.738	12:09:04.495
11	1:22.478	+6.483	12:10:26.973
(20) Siebert Pauline			
1	1:42.066	+20.529	11:57:20.939
2	1:26.528	+4.991	11:58:47.467

ADAC Mini Bike Cup 2018

Sorted on best lap time

Einsteigerklasse

Cheb 1,202 km

2. Zeittraining - Einsteigerklasse - Gruppe 1

6.5.2018 11:35

Qualifying started at 11:35:10

Pos	No.	Name	Nat.	Club	Best Tm	Diff	In Lap	2nd Best
1	47	Sabri Parez	GER	ADAC Ostwestfalen-Lippe e.V.	1:06.586		12	1:06.774
2	31	Kindermann Marek	CZE	-	1:07.456	0.870	8	1:07.541
3	37	Urlaß Phil	GER	ADAC Racing Team AMC Sari	1:07.808	1.222	11	1:08.011
4	25	Gundermann Kimi - Nikita	SUI	-	1:08.381	1.795	4	1:08.401
5	43	Eder Ales	CZE	Smrz Academy	1:09.058	2.472	12	1:09.527
6	3	König Kristoffer	GER	AMC Ettlingen eV im ADAC	1:09.202	2.616	5	1:09.489
7	45	Trsek Petr	CZE	Motobikes racing	1:09.220	2.634	13	1:09.633
8	10	Herrlich Valentino	GER		1:10.121	3.535	3	1:10.183
9	55	Zelenak Anakin	GER	AMC Ettlingen eV im ADAC	1:12.345	5.759	7	1:12.668
Not classified (110% = 1:13.244)								
	13	Muckle Max	GER	-	1:13.312	6.726	11	1:14.186
	15	Coenen Julius	GER	AMC Ettlingen e.V.	1:14.774	8.188	11	1:15.041
	93	Brandl Korbinian	GER	-	1:16.267	9.681	5	1:16.497
	27	Schönrock Loris	GER	-	1:17.362	10.776	5	1:18.007

Orbits

Race Director: Frank MEIER

Chief of Timekeepers: Ales JAKOUBI

www.mylaps.com

Licensed to: Autoklub CR

ADAC Mini Bike Cup 2018


Einsteigerklasse

Cheb 1,202 km

2. Zeittraining - Einsteigerklasse - Gruppe 1

6.5.2018 11:35

Qualifying started at 11:35:10



Lap	Lap Tm	Diff	Time of Day
(47) Sabri Perez			
1	1:14.003	+7.417	11:36:38.728
2	1:07.332	+0.746	11:37:46.060
3	1:06.801	+0.215	11:38:52.861
4	1:07.465	+0.879	11:40:00.326
5	1:06.997	+0.411	11:41:07.323
6	1:07.792	+1.206	11:42:15.115
7	1:07.293	+0.707	11:43:22.408
8	1:08.107	+1.521	11:44:30.515
9	1:08.528	+1.942	11:45:39.043
10	1:07.045	+0.459	11:46:46.088
11	1:07.437	+0.851	11:47:53.525
12	1:06.586		11:49:00.111
13	1:08.332	+1.746	11:50:08.443
14	1:06.774	+0.188	11:51:15.217

Lap	Lap Tm	Diff	Time of Day
(31) Kindermann Marek			
1	1:15.672	+8.216	11:36:43.123
2	1:11.173	+3.717	11:37:54.296
3	1:09.163	+1.707	11:39:03.459
4	1:26.941	+19.485	11:40:30.400
5	1:30.353	+22.897	11:42:00.753
6	1:07.734	+0.278	11:43:08.487
7	1:07.683	+0.227	11:44:16.170
8	1:07.456		11:45:23.626
9	1:07.813	+0.357	11:46:31.439
10	1:08.256	+0.800	11:47:39.695
11	1:08.257	+0.801	11:48:47.952
12	1:07.541	+0.085	11:49:55.493
13	1:08.709	+1.253	11:51:04.202

Lap	Lap Tm	Diff	Time of Day
(37) Uraß Phil			
1	1:16.164	+8.356	11:36:52.754
2	1:10.730	+2.922	11:38:03.484
3	1:09.646	+1.838	11:39:13.130
4	1:08.778	+0.970	11:40:21.908
5	1:09.025	+1.217	11:41:30.933
6	1:24.044	+16.236	11:42:54.977
7	1:35.407	+27.599	11:44:30.384
8	1:09.127	+1.319	11:45:39.511
9	1:08.171	+0.363	11:46:47.682
10	1:08.520	+0.712	11:47:56.202
11	1:07.808		11:49:04.010
12	1:08.011	+0.203	11:50:12.021

Lap	Lap Tm	Diff	Time of Day
(25) Gundermann Kimi - Nikita			
1	1:16.805	+8.424	11:36:55.102
2	1:10.324	+1.943	11:38:05.426
3	1:08.933	+0.552	11:39:14.359
4	1:08.381		11:40:22.740
5	1:08.461	+0.080	11:41:31.201
6	1:10.349	+1.968	11:42:41.550
7	1:08.571	+0.190	11:43:50.121
8	1:08.404	+0.023	11:44:58.525
9	1:08.904	+0.523	11:46:07.429
10	1:09.608	+1.227	11:47:17.037
11	1:08.401	+0.020	11:48:25.438
12	1:08.794	+0.413	11:49:34.232
13	1:09.048	+0.667	11:50:43.280

Lap	Lap Tm	Diff	Time of Day
(43) Eder Ales			
1	1:19.078	+10.020	11:36:54.900
2	1:12.723	+3.665	11:38:07.623
3	1:10.524	+1.466	11:39:18.147
4	1:11.399	+2.341	11:40:29.546

Lap	Lap Tm	Diff	Time of Day
5	1:11.987	+2.929	11:41:41.533
6	1:13.336	+4.278	11:42:54.869
7	1:10.065	+1.007	11:44:04.934
8	1:10.666	+1.608	11:45:15.600
9	1:10.034	+0.976	11:46:25.634
10	1:09.527	+0.469	11:47:35.161
11	1:10.132	+1.074	11:48:45.293
12	1:09.058		11:49:54.351
13	1:09.573	+0.515	11:51:03.924

Lap	Lap Tm	Diff	Time of Day
(3) König Kristoffer			
1	1:16.479	+7.277	11:36:42.506
2	1:23.035	+13.833	11:38:05.541
3	1:24.242	+15.040	11:39:29.783
4	1:11.065	+1.863	11:40:40.848
5	1:09.202		11:41:50.050
6	1:09.489	+0.287	11:42:59.539
7	1:10.306	+1.104	11:44:09.845
8	1:10.262	+1.060	11:45:20.107
9	1:10.130	+0.928	11:46:30.237
10	1:09.697	+0.495	11:47:39.934
11	1:20.431	+11.229	11:49:00.365
12	1:23.244	+14.042	11:50:23.609

Lap	Lap Tm	Diff	Time of Day
(45) Trsek Petr			
1	1:15.821	+6.601	11:36:41.239
2	1:11.218	+1.998	11:37:52.457
3	1:10.762	+1.542	11:39:03.219
4	1:10.391	+1.171	11:40:13.610
5	1:10.503	+1.283	11:41:24.113
6	1:09.910	+0.690	11:42:34.023
7	1:09.633	+0.413	11:43:43.656
8	1:22.759	+13.539	11:45:06.415
9	1:18.231	+9.011	11:46:24.646
10	1:09.848	+0.628	11:47:34.494
11	1:09.661	+0.441	11:48:44.155
12	1:09.705	+0.485	11:49:53.860
13	1:09.220		11:51:03.080

Lap	Lap Tm	Diff	Time of Day
(10) Herrlich Valentino			
1	1:23.237	+13.116	11:36:51.999
2	1:11.939	+1.818	11:38:03.938
3	1:10.121		11:39:14.059
4	1:14.951	+4.830	11:40:29.010
5	1:10.183	+0.062	11:41:39.193
6	1:11.157	+1.036	11:42:50.350
7	1:11.407	+1.286	11:44:01.757
8	1:10.674	+0.553	11:45:12.431
9	1:11.057	+0.936	11:46:23.488
10	1:11.468	+1.347	11:47:34.956
11	1:12.596	+2.475	11:48:47.552
12	1:12.170	+2.049	11:49:59.722
13	1:10.979	+0.858	11:51:10.701

Lap	Lap Tm	Diff	Time of Day
(55) Zelenek Anakin			
1	1:25.462	+13.117	11:37:11.364
2	1:16.362	+4.017	11:38:27.726
3	1:15.253	+2.908	11:39:42.979
4	1:13.719	+1.374	11:40:56.698
5	1:12.957	+0.612	11:42:09.655
6	1:12.720	+0.375	11:43:22.375
7	1:12.345		11:44:34.720
8	1:12.668	+0.323	11:45:47.388
9	1:14.358	+2.013	11:47:01.746
10	1:14.092	+1.747	11:48:15.838
11	1:24.685	+12.340	11:49:40.523

Lap	Lap Tm	Diff	Time of Day
(13) Muckle Max			
12	1:15.872	+3.527	11:50:56.395
1	1:24.580	+11.268	11:36:54.578
2	1:17.199	+3.887	11:38:11.777
3	1:16.096	+2.784	11:39:27.873
4	1:15.269	+1.957	11:40:43.142
5	1:16.462	+3.150	11:41:59.604
6	1:15.639	+2.327	11:43:15.243
7	1:16.241	+2.929	11:44:31.484
8	1:15.159	+1.847	11:45:46.643
9	1:14.567	+1.255	11:47:01.210
10	1:14.186	+0.874	11:48:15.396
11	1:13.312		11:49:28.708
12	1:14.224	+0.912	11:50:42.932

Lap	Lap Tm	Diff	Time of Day
(15) Coenen Julius			
1	1:28.890	+14.116	11:37:12.135
2	1:16.146	+1.372	11:38:28.281
3	1:16.582	+1.808	11:39:44.863
4	1:17.450	+2.676	11:41:02.313
5	1:15.641	+0.867	11:42:17.954
6	1:15.969	+1.195	11:43:33.923
7	1:15.435	+0.661	11:44:49.358
8	1:15.041	+0.267	11:46:04.399
9	1:15.100	+0.326	11:47:19.499
10	1:15.400	+0.626	11:48:34.899
11	1:14.774		11:49:49.673
12	1:16.242	+1.468	11:51:05.915

Lap	Lap Tm	Diff	Time of Day
(93) Brandl Korbinian			
1	1:33.740	+17.473	11:37:03.380
2	1:21.021	+4.754	11:38:24.401
3	1:20.800	+4.533	11:39:45.201
4	1:18.305	+2.038	11:41:03.506
5	1:16.267		11:42:19.773
6	1:16.497	+0.230	11:43:36.270
7	1:18.875	+2.608	11:44:55.145
8	1:17.962	+1.695	11:46:13.107
9	1:18.323	+2.056	11:47:31.430
10	1:18.102	+1.835	11:48:49.532
11	1:18.143	+1.876	11:50:07.675
12	1:17.024	+0.757	11:51:24.699

Lap	Lap Tm	Diff	Time of Day
(27) Schönrock Loiris			
1	1:32.281	+14.919	11:37:30.991
2	1:21.225	+3.863	11:38:52.216
3	1:18.748	+1.386	11:40:10.964
4	1:18.007	+0.645	11:41:28.971
5	1:17.362		11:42:46.333
6	1:18.222	+0.860	11:44:04.555
7	1:18.126	+0.764	11:45:22.681
8	1:18.252	+0.890	11:46:40.933
9	1:19.749	+2.387	11:48:00.682
10	1:19.543	+2.181	11:49:20.225
11	1:20.782	+3.420	11:50:41.007

ADAC Mini Bike Cup 2018

Sorted on best lap time

Einsteigerklasse

Cheb 1,202 km

1. Zeittraining - Einsteigerklasse - Gruppe 2

6.5.2018 10:30

Qualifying (15:00 Time) started at 10:29:53

Pos	No.	Name	Nat.	Club	Best Tm	Diff	In Lap	2nd Best
1	6	Eisenfeld Lucas	GER	ADAC Racing Team AMC Sari	1:06.353		10	1:06.487
2	30	Pelikan Lukas	CZE	JRT Brno Circuit	1:07.171	0.818	6	1:07.344
3	57	Holzer Kilian	AUT	-	1:07.798	1.445	5	1:08.639
4	54	Kitzbichler Niklas	AUT	Racingteam Kitzbichler	1:08.333	1.980	11	1:08.523
5	61	Prasse Albert	GER	ADAC Racing Team AMC Sari	1:08.801	2.448	13	1:09.061
6	8	Eisenkolb Jona	GER	F. Koch Rennsport	1:10.567	4.214	5	1:10.666
7	4	Pöhler Felix	GER	AC Nittenau	1:11.631	5.278	12	1:11.842
Not classified (110% = 1:12.988)								
	44	Trsek Adam	CZE	Motobikes racing	1:15.171	8.818	11	1:15.647
	70	Kitzbichler Tobias	AUT	Racingteam Kitzbichler	1:16.105	9.752	2	1:16.449
	20	Siebert Pauline	GER	ADAC Team Südbayern	1:22.796	16.443	9	1:23.219

ADAC Mini Bike Cup 2018

Einsteigerklasse

Cheb 1,202 km

1. Zeittraining - Einsteigerklasse - Gruppe 2

6.5.2018 10:30

Qualifying (15:00 Time) started at 10:29:53

Lap	Lap Tm	Diff	Time of Day
(6) Eisenfeld Lucas			
1	1:13.745	+7.392	10:31:13.586
2	1:07.350	+0.997	10:32:20.936
3	1:06.586	+0.233	10:33:27.522
4	1:06.717	+0.364	10:34:34.239
5	1:06.487	+0.134	10:35:40.726
6	1:06.971	+0.618	10:36:47.697
7	1:07.599	+1.246	10:37:55.296
8	1:06.795	+0.442	10:39:02.091
9	1:06.927	+0.574	10:40:09.018
10	1:06.353		10:41:15.371
11	1:06.804	+0.451	10:42:22.175
12	1:07.251	+0.898	10:43:29.426
13	1:07.343	+0.990	10:44:36.769
14	1:08.208	+1.855	10:45:44.977

Lap	Lap Tm	Diff	Time of Day
(30) Pelikan Lukas			
1	1:15.875	+8.704	10:31:17.206
2	1:09.137	+1.966	10:32:26.343
3	1:08.105	+0.934	10:33:34.448
4	1:08.698	+1.527	10:34:43.146
5	1:07.344	+0.173	10:35:50.490
6	1:07.171		10:36:57.661
7	1:10.116	+2.945	10:38:07.777
8	1:09.955	+2.784	10:39:17.732
9	1:07.798	+0.627	10:40:25.530
10	1:07.819	+0.648	10:41:33.349
11	1:08.636	+1.465	10:42:41.985
12	1:10.663	+3.492	10:43:52.648
13	1:10.710	+3.539	10:45:03.358

Lap	Lap Tm	Diff	Time of Day
(57) Holzer Kilian			
1	1:16.350	+8.552	10:31:18.291
2	1:08.883	+1.085	10:32:27.174
3	1:08.653	+0.855	10:33:35.827
4	1:08.639	+0.841	10:34:44.466
5	1:07.798		10:35:52.264

Lap	Lap Tm	Diff	Time of Day
(54) Kitzbichler Niklas			
1	1:16.581	+8.248	10:31:19.102
2	1:10.107	+1.774	10:32:29.209
3	1:09.491	+1.158	10:33:38.700
4	1:09.012	+0.679	10:34:47.712
5	1:08.523	+0.190	10:35:56.235
6	1:09.852	+1.519	10:37:06.087
7	1:09.531	+1.198	10:38:15.618
8	1:09.369	+1.036	10:39:24.987
9	1:09.493	+1.160	10:40:34.480
10	1:09.180	+0.847	10:41:43.660
11	1:08.333		10:42:51.993
12	1:08.688	+0.355	10:44:00.681
13	1:08.530	+0.197	10:45:09.211

Lap	Lap Tm	Diff	Time of Day
(61) Prasse Albert			
1	1:25.856	+17.055	10:31:26.686
2	1:14.958	+6.157	10:32:41.644
3	1:11.828	+3.027	10:33:53.472
4	1:10.616	+1.815	10:35:04.088
5	1:10.036	+1.235	10:36:14.124
6	1:11.232	+2.431	10:37:25.356
7	1:09.809	+1.008	10:38:35.165
8	1:09.943	+1.142	10:39:45.108
9	1:09.921	+1.120	10:40:55.029
10	1:09.061	+0.260	10:42:04.090
11	1:09.141	+0.340	10:43:13.231

Lap	Lap Tm	Diff	Time of Day
12	1:11.066	+2.265	10:44:24.297
13	1:08.801		10:45:33.098
(8) Eisenkolb Jona			
1	1:21.842	+11.275	10:31:26.942
2	1:14.987	+4.420	10:32:41.929
3	1:12.019	+1.452	10:33:53.948
4	1:10.863	+0.296	10:35:04.811
5	1:10.567		10:36:15.378
6	1:11.921	+1.354	10:37:27.299
7	1:11.564	+0.997	10:38:38.863
8	1:31.058	+20.491	10:40:09.921
9	1:20.536	+9.969	10:41:30.457
10	1:11.429	+0.862	10:42:41.886
11	1:10.666	+0.099	10:43:52.552

Lap	Lap Tm	Diff	Time of Day
(4) Pöhler Felix			
1	1:25.429	+13.798	10:31:32.052
2	1:16.088	+4.457	10:32:48.140
3	1:13.804	+2.173	10:34:01.944
4	1:29.141	+17.510	10:35:31.085
5	1:26.222	+14.591	10:36:57.307
6	1:13.736	+2.105	10:38:11.043
7	1:13.257	+1.626	10:39:24.300
8	1:12.915	+1.284	10:40:37.215
9	1:16.415	+4.784	10:41:53.630
10	1:13.603	+1.972	10:43:07.233
11	1:11.842	+0.211	10:44:19.075
12	1:11.631		10:45:30.706

Lap	Lap Tm	Diff	Time of Day
(44) Trsek Adam			
1	1:26.888	+11.717	10:31:32.693
2	1:17.290	+2.119	10:32:49.983
3	1:16.745	+1.574	10:34:06.728
4	1:16.618	+1.447	10:35:23.346
5	1:15.647	+0.476	10:36:38.993
6	1:20.349	+5.178	10:37:59.342
7	1:19.453	+4.282	10:39:18.795
8	1:30.957	+15.786	10:40:49.752
9	1:24.673	+9.502	10:42:14.425
10	1:16.191	+1.020	10:43:30.616
11	1:15.171		10:44:45.787
12	1:15.919	+0.748	10:46:01.706

Lap	Lap Tm	Diff	Time of Day
(70) Kitzbichler Tobias			
1	1:23.319	+7.214	10:31:27.259
2	1:16.105		10:32:43.364
3	1:16.666	+0.561	10:34:00.030
4	1:17.980	+1.875	10:35:18.010
5	1:19.201	+3.096	10:36:37.211
6	1:21.535	+5.430	10:37:58.746
7	1:19.062	+2.957	10:39:17.808
8	1:18.324	+2.219	10:40:36.132
9	1:17.798	+1.693	10:41:53.930
10	1:16.449	+0.344	10:43:10.379
11	1:17.238	+1.133	10:44:27.617
12	1:17.411	+1.306	10:45:45.028

Lap	Lap Tm	Diff	Time of Day
(20) Siebert Pauline			
1	1:41.562	+18.766	10:31:51.249
2	1:27.336	+4.540	10:33:18.585
3	1:26.298	+3.502	10:34:44.883
4	1:25.775	+2.979	10:36:10.658
5	1:27.355	+4.559	10:37:38.013
6	1:25.117	+2.321	10:39:03.130
7	1:23.481	+0.685	10:40:26.611

Orbits

Race Director: Frank MEIER

Chief of Timekeepers: Ales JAKOUBI

www.mylaps.com

Licensed to: Autoklub CR

ADAC Mini Bike Cup 2018

Sorted on best lap time

Einsteigerklasse

Cheb 1,202 km

1. Zeittraining - Einsteigerklasse - Gruppe 1

6.5.2018 10:10

Qualifying started at 10:09:50

Pos	No.	Name	Nat.	Club	Best Tm	Diff	In Lap	2nd Best
1	47	Sabri Parez	GER	ADAC Ostwestfalen-Lippe e.V.	1:07.385		13	1:07.452
2	31	Kindermann Marek	CZE	-	1:07.391	0.006	11	1:07.541
3	25	Gundermann Kimi - Nikita	SUI	-	1:08.698	1.313	13	1:08.727
4	37	Urlaß Phil	GER	ADAC Racing Team AMC Sari	1:08.848	1.463	12	1:09.183
5	43	Eder Ales	CZE	Smrz Academy	1:10.101	2.716	12	1:10.277
6	3	König Kristoffer	GER	AMC Ettlingen eV im ADAC	1:10.477	3.092	11	1:10.516
7	45	Trsek Petr	CZE	Motobikes racing	1:10.609	3.224	8	1:10.706
8	10	Herrlich Valentino	GER		1:10.828	3.443	12	1:11.081
Not classified (110% = 1:14.123)								
	13	Muckle Max	GER	-	1:15.189	7.804	11	1:16.414
	15	Coenen Julius	GER	AMC Ettlingen e.V.	1:15.945	8.560	7	1:15.947
	93	Brandl Korbinian	GER	-	1:17.302	9.917	11	1:17.761
	27	Schönrock Loris	GER	-	1:18.304	10.919	5	1:18.992
	55	Zelenak Anakin	GER	AMC Ettlingen eV im ADAC	1:26.463	19.078	1	

Orbits

Race Director: Frank MEIER

Chief of Timekeepers: Ales JAKOUBI

www.mylaps.com

Licensed to: Autoklub CR

ADAC Mini Bike Cup 2018


Einsteigerklasse

Cheb 1,202 km

1. Zeittraining - Einsteigerklasse - Gruppe 1

6.5.2018 10:10

Qualifying started at 10:09:50



Lap	Lap Tm	Diff	Time of Day
(47) Sabri Perez			
1	1:18.073	+10.688	10:11:20.522
2	1:09.495	+2.110	10:12:30.017
3	1:08.114	+0.729	10:13:38.131
4	1:07.817	+0.432	10:14:45.948
5	1:08.262	+0.877	10:15:54.210
6	1:08.509	+1.124	10:17:02.719
7	1:10.065	+2.680	10:18:12.784
8	1:07.875	+0.490	10:19:20.659
9	1:07.537	+0.152	10:20:28.196
10	1:08.610	+1.225	10:21:36.806
11	1:10.756	+3.371	10:22:47.562
12	1:07.452	+0.067	10:23:55.014
13	1:07.385		10:25:02.399

Lap	Lap Tm	Diff	Time of Day
(31) Kindermann Marek			
1	1:22.124	+14.733	10:11:28.034
2	1:11.686	+4.295	10:12:39.720
3	1:08.864	+1.473	10:13:48.584
4	1:08.633	+1.242	10:14:57.217
5	1:07.968	+0.577	10:16:05.185
6	1:08.190	+0.799	10:17:13.375
7	1:08.985	+1.594	10:18:22.360
8	1:08.196	+0.805	10:19:30.556
9	1:07.870	+0.479	10:20:38.426
10	1:07.541	+0.150	10:21:45.967
11	1:07.391		10:22:53.358
12	1:07.545	+0.154	10:24:00.903
13	1:07.845	+0.454	10:25:08.748

Lap	Lap Tm	Diff	Time of Day
(25) Gundermann Kimi - Nikita			
1	1:20.190	+11.492	10:11:30.913
2	1:11.932	+3.234	10:12:42.845
3	1:10.251	+1.553	10:13:53.096
4	1:10.221	+1.523	10:15:03.317
5	1:10.279	+1.581	10:16:13.596
6	1:10.920	+2.222	10:17:24.516
7	1:09.706	+1.008	10:18:34.222
8	1:09.590	+0.892	10:19:43.812
9	1:09.836	+1.138	10:20:53.648
10	1:09.513	+0.815	10:22:03.161
11	1:08.727	+0.029	10:23:11.888
12	1:09.028	+0.330	10:24:20.916
13	1:08.698		10:25:29.614

Lap	Lap Tm	Diff	Time of Day
(37) Urlaub Phil			
1	1:20.721	+11.873	10:11:33.340
2	1:13.009	+4.161	10:12:46.349
3	1:09.710	+0.862	10:13:56.059
4	1:11.743	+2.895	10:15:07.802
5	1:10.233	+1.385	10:16:18.035
6	1:10.026	+1.178	10:17:28.061
7	1:09.790	+0.942	10:18:37.851
8	1:09.297	+0.449	10:19:47.148
9	1:09.569	+0.721	10:20:56.717
10	1:09.631	+0.783	10:22:06.348
11	1:09.459	+0.611	10:23:15.807
12	1:08.848		10:24:24.655
13	1:09.183	+0.335	10:25:33.838

Lap	Lap Tm	Diff	Time of Day
(43) Eder Ales			
1	1:21.817	+11.716	10:11:28.664
2	1:12.008	+1.907	10:12:40.672
3	1:11.122	+1.021	10:13:51.794
4	1:11.216	+1.115	10:15:03.010

Lap	Lap Tm	Diff	Time of Day
5	1:10.462	+0.361	10:16:13.472
6	1:11.338	+1.237	10:17:24.810
7	1:10.528	+0.427	10:18:35.338
8	1:11.536	+1.435	10:19:46.874
9	1:10.277	+0.176	10:20:57.151
10	1:11.674	+1.573	10:22:08.825
11	1:11.447	+1.346	10:23:20.272
12	1:10.101		10:24:30.373
13	1:10.610	+0.509	10:25:40.983

Lap	Lap Tm	Diff	Time of Day
(3) König Kristoffer			
1	1:38.611	+28.134	10:11:48.167
2	1:26.979	+16.502	10:13:15.146
3	1:13.258	+2.781	10:14:28.404
4	1:12.292	+1.815	10:15:40.696
5	1:11.872	+1.395	10:16:52.568
6	1:11.737	+1.260	10:18:04.305
7	1:10.978	+0.501	10:19:15.283
8	1:10.627	+0.150	10:20:25.910
9	1:10.683	+0.206	10:21:36.593
10	1:11.794	+1.317	10:22:48.387
11	1:10.477		10:23:58.864
12	1:10.516	+0.039	10:25:09.380

Lap	Lap Tm	Diff	Time of Day
(45) Trsek Petr			
1	1:22.924	+12.315	10:11:34.754
2	1:14.671	+4.062	10:12:49.425
3	1:11.984	+1.375	10:14:01.409
4	1:11.430	+0.821	10:15:12.839
5	1:11.146	+0.537	10:16:23.985
6	1:10.706	+0.097	10:17:34.691
7	1:10.750	+0.141	10:18:45.441
8	1:10.609		10:19:56.050
9	1:11.290	+0.681	10:21:07.340
10	1:12.200	+1.591	10:22:19.540
11	1:29.886	+19.277	10:23:49.426
12	1:16.811	+6.202	10:25:06.237

Lap	Lap Tm	Diff	Time of Day
(10) Herrlich Valentino			
1	1:27.763	+16.935	10:11:33.092
2	1:13.596	+2.768	10:12:46.688
3	1:11.742	+0.914	10:13:58.430
4	1:18.134	+7.306	10:15:16.564
5	1:11.970	+1.142	10:16:28.534
6	1:11.210	+0.382	10:17:39.744
7	1:11.827	+0.999	10:18:51.571
8	1:11.202	+0.374	10:20:02.773
9	1:11.081	+0.253	10:21:13.854
10	1:11.411	+0.583	10:22:25.265
11	1:13.563	+2.735	10:23:38.828
12	1:10.828		10:24:49.656
13	1:12.587	+1.759	10:26:02.243

Lap	Lap Tm	Diff	Time of Day
(13) Muckle Max			
1	1:30.527	+15.338	10:11:34.549
2	1:23.864	+8.675	10:12:58.413
3	1:20.323	+5.134	10:14:18.736
4	1:18.600	+3.411	10:15:37.336
5	1:17.489	+2.300	10:16:54.825
6	1:18.250	+3.061	10:18:13.075
7	1:16.414	+1.225	10:19:29.489
8	1:17.296	+2.107	10:20:46.785
9	1:17.666	+2.477	10:22:04.451
10	1:16.752	+1.563	10:23:21.203
11	1:15.189		10:24:36.392
12	1:17.430	+2.241	10:25:53.822

Lap	Lap Tm	Diff	Time of Day
(15) Coenen Julius			
1	1:33.215	+17.270	10:11:49.404
2	1:21.903	+5.958	10:13:11.307
3	1:19.728	+3.783	10:14:31.035
4	1:17.933	+1.988	10:15:48.968
5	1:17.175	+1.230	10:17:06.143
6	1:16.434	+0.489	10:18:22.577
7	1:15.945		10:19:38.522
8	1:18.254	+2.309	10:20:56.776
9	1:16.429	+0.484	10:22:13.205
10	1:16.381	+0.436	10:23:29.586
11	1:15.947	+0.002	10:24:45.533
12	1:16.141	+0.196	10:26:01.674

Lap	Lap Tm	Diff	Time of Day
(93) Brandl Korbinian			
1	1:34.946	+17.644	10:11:44.034
2	1:26.477	+9.175	10:13:10.511
3	1:22.895	+5.593	10:14:33.406
4	1:21.794	+4.492	10:15:55.200
5	1:19.785	+2.483	10:17:14.985
6	1:19.065	+1.763	10:18:34.050
7	1:17.761	+0.459	10:19:51.811
8	1:19.307	+2.005	10:21:11.118
9	1:18.328	+1.026	10:22:29.446
10	1:17.762	+0.460	10:23:47.208
11	1:17.302		10:25:04.510

Lap	Lap Tm	Diff	Time of Day
(27) Schönrock Loix			
1	1:29.605	+11.301	10:11:33.280
2	1:27.089	+8.785	10:13:00.369
3	1:19.639	+1.335	10:14:20.008
4	1:19.319	+1.015	10:15:39.327
5	1:18.304		10:16:57.631
6	1:19.246	+0.942	10:18:16.877
7	1:18.992	+0.688	10:19:35.869
8	1:20.359	+2.055	10:20:56.228
9	1:24.235	+5.931	10:22:20.463
10	1:20.728	+2.424	10:23:41.191
11	1:20.350	+2.046	10:25:01.541

Lap	Lap Tm	Diff	Time of Day
(55) Zelenak Anakin			
1	1:26.463		10:11:34.222

ADAC Mini Bike Cup 2018

Sorted on best lap time

Einsteigerklasse

Cheb 1,202 km

Freies Training - Einsteigerklasse - Gruppe 2

6.5.2018 08:40

Practice started at 8:40:03

Pos	No.	Name	Nat.	Club	Best Tm	Diff	In Lap	2nd Best
1	6	Eisenfeld Lucas	GER	ADAC Racing Team AMC Sari	1:08.705		11	1:09.014
2	57	Holzer Kilian	AUT	-	1:09.256	0.551	13	1:09.885
3	30	Pelikan Lukas	CZE	JRT Brno Circuit	1:09.822	1.117	7	1:09.849
4	54	Kitzbichler Niklas	AUT	Racingteam Kitzbichler	1:11.058	2.353	4	1:11.392
5	61	Prasse Albert	GER	ADAC Racing Team AMC Sari	1:11.704	2.999	10	1:12.702
6	4	Pöhler Felix	GER	AC Nittenau	1:12.875	4.170	12	1:13.175
7	8	Eisenkolb Jona	GER	F. Koch Rennsport	1:12.965	4.260	9	1:13.775
8	70	Kitzbichler Tobias	AUT	Racingteam Kitzbichler	1:16.893	8.188	5	1:16.988
9	44	Trsek Adam	CZE	Motobikes racing	1:20.278	11.573	10	1:20.385
10	20	Siebert Pauline	GER	ADAC Team Südbayern	1:28.138	19.433	5	1:28.705

Orbits

Race Director: Frank MEIER

Chief of Timekeepers: Ales JAKOUBI

www.mylaps.com

Licensed to: Autoklub CR

ADAC Mini Bike Cup 2018


Einsteigerklasse

Cheb 1,202 km

Freies Training - Einsteigerklasse - Gruppe 2

6.5.2018 08:40

Practice started at 8:40:03



Lap	Lap Tm	Diff	Time of Day
(6) Eisenfeld Lucas			
1	1:24.929	+16.224	8:41:29.462
2	1:14.806	+6.101	8:42:44.268
3	1:11.500	+2.795	8:43:55.768
4	1:10.182	+1.477	8:45:05.950
5	1:09.831	+1.126	8:46:15.781
6	1:09.642	+0.937	8:47:25.423
7	1:09.199	+0.494	8:48:34.622
8	1:09.475	+0.770	8:49:44.097
9	1:11.729	+3.024	8:50:55.826
10	1:09.014	+0.309	8:52:04.840
11	1:08.705		8:53:13.545
12	1:09.281	+0.576	8:54:22.826
13	1:09.377	+0.672	8:55:32.203

Lap	Lap Tm	Diff	Time of Day
(57) Holzer Kilian			
1	1:28.873	+17.617	8:41:36.735
2	1:13.993	+4.737	8:42:50.728
3	1:10.990	+1.734	8:44:01.718
4	1:10.370	+1.114	8:45:12.088
5	1:10.891	+1.635	8:46:22.979
6	1:10.388	+1.132	8:47:33.367
7	1:10.164	+0.908	8:48:43.531
8	1:10.817	+1.561	8:49:54.348
9	1:09.885	+0.629	8:51:04.233
10	1:22.318	+13.062	8:52:26.551
11	1:29.951	+20.695	8:53:56.502
12	1:10.764	+1.508	8:55:07.266
13	1:09.256		8:56:16.522

Lap	Lap Tm	Diff	Time of Day
(30) Pelikan Lukas			
1	1:24.877	+15.055	8:41:30.266
2	1:15.254	+5.432	8:42:45.520
3	1:10.936	+1.114	8:43:56.456
4	1:10.126	+0.304	8:45:06.582
5	1:10.071	+0.249	8:46:16.653
6	1:09.864	+0.042	8:47:26.517
7	1:09.822		8:48:36.339
8	1:09.924	+0.102	8:49:46.263
9	1:11.535	+1.713	8:50:57.798
10	1:10.432	+0.610	8:52:08.230
11	1:09.849	+0.027	8:53:18.079
12	1:12.772	+2.950	8:54:30.851
13	1:10.814	+0.992	8:55:41.665

Lap	Lap Tm	Diff	Time of Day
(54) Kitzbichler Niklas			
1	1:30.121	+19.063	8:41:39.523
2	1:15.548	+4.490	8:42:55.071
3	1:12.644	+1.586	8:44:07.715
4	1:11.058		8:45:18.773
5	1:11.392	+0.334	8:46:30.165
6	1:26.590	+15.532	8:47:56.755
7	2:02.821	+51.763	8:49:59.576
8	1:16.482	+5.424	8:51:16.058
9	1:13.221	+2.163	8:52:29.279
10	1:12.253	+1.195	8:53:41.532
11	1:11.518	+0.460	8:54:53.050
12	1:11.791	+0.733	8:56:04.841

Lap	Lap Tm	Diff	Time of Day
(61) Prasse Albert			
1	1:25.793	+14.089	8:41:29.811
2	1:15.877	+4.173	8:42:45.688
3	1:13.933	+2.229	8:43:59.621
4	1:13.653	+1.949	8:45:13.274
5	1:14.261	+2.557	8:46:27.535

Lap	Lap Tm	Diff	Time of Day
6	1:45.775	+34.071	8:48:13.310
7	1:26.905	+15.201	8:49:40.215
8	1:51.262	+39.558	8:51:31.477
9	1:17.817	+6.113	8:52:49.294
10	1:11.704		8:54:00.998
11	1:12.702	+0.998	8:55:13.700

Lap	Lap Tm	Diff	Time of Day
(4) Pöhler Felix			
1	1:35.810	+22.935	8:41:44.673
2	1:26.580	+13.705	8:43:11.253
3	1:19.931	+7.056	8:44:31.184
4	1:18.516	+5.641	8:45:49.700
5	1:15.120	+2.245	8:47:04.820
6	1:15.189	+2.314	8:48:20.009
7	1:14.532	+1.657	8:49:34.541
8	1:15.296	+2.421	8:50:49.837
9	1:13.918	+1.043	8:52:03.755
10	1:13.175	+0.300	8:53:16.930
11	1:13.736	+0.861	8:54:30.666
12	1:12.875		8:55:43.541

Lap	Lap Tm	Diff	Time of Day
(8) Eisenkolb Jona			
1	1:33.195	+20.230	8:41:41.051
2	1:23.295	+10.330	8:43:04.346
3	1:16.710	+3.745	8:44:21.056
4	1:14.664	+1.699	8:45:35.720
5	1:13.775	+0.810	8:46:49.495
6	2:02.162	+49.197	8:48:51.657
7	1:24.224	+11.259	8:50:15.881
8	1:14.065	+1.100	8:51:29.946
9	1:12.965		8:52:42.911
10	1:52.571	+39.606	8:54:35.482
11	1:23.370	+10.405	8:55:58.852

Lap	Lap Tm	Diff	Time of Day
(70) Kitzbichler Tobias			
1	1:30.344	+13.451	8:41:44.815
2	1:22.645	+5.752	8:43:07.460
3	1:20.682	+3.789	8:44:28.142
4	1:21.095	+4.202	8:45:49.237
5	1:16.893		8:47:06.130
6	1:16.988	+0.095	8:48:23.118
7	1:18.933	+2.040	8:49:42.051
8	1:17.505	+0.612	8:50:59.556
9	1:55.528	+38.635	8:52:55.084
10	1:22.999	+6.106	8:54:18.083
11	1:18.371	+1.478	8:55:36.454

Lap	Lap Tm	Diff	Time of Day
(44) Trsek Adam			
1	1:33.084	+12.806	8:41:39.329
2	1:25.590	+5.312	8:43:04.919
3	1:24.031	+3.753	8:44:28.950
4	1:22.800	+2.522	8:45:51.750
5	1:20.984	+0.706	8:47:12.734
6	1:20.716	+0.438	8:48:33.450
7	1:21.839	+1.561	8:49:55.289
8	1:20.574	+0.296	8:51:15.863
9	1:20.385	+0.107	8:52:36.248
10	1:20.278		8:53:56.526
11	1:20.823	+0.545	8:55:17.349

Lap	Lap Tm	Diff	Time of Day
(20) Siebert Pauline			
1	1:43.844	+15.706	8:41:57.151
2	1:30.736	+2.598	8:43:27.887
3	1:30.849	+2.711	8:44:58.736
4	1:28.705	+0.567	8:46:27.441
5	1:28.138		8:47:55.579

ADAC Mini Bike Cup 2018

Sorted on best lap time

Einsteigerklasse

Cheb 1,202 km

Freies Training - Einsteigerklasse - Gruppe 1

6.5.2018 08:20

Practice started at 8:19:57

Pos	No.	Name	Nat.	Club	Best Tm	Diff	In Lap	2nd Best
1	47	Sabri Parez	GER	ADAC Ostwestfalen-Lippe e.V.	1:10.568		10	1:10.686
2	31	Kindermann Marek	CZE	-	1:11.774	1.206	6	1:12.041
3	43	Eder Ales	CZE	Smrz Academy	1:12.040	1.472	12	1:12.860
4	3	König Kristoffer	GER	AMC Ettlingen eV im ADAC	1:12.071	1.503	12	1:12.830
5	37	Urlaß Phil	GER	ADAC Racing Team AMC Sari	1:12.147	1.579	12	1:12.634
6	25	Gundermann Kimi - Nikita	SUI	-	1:12.885	2.317	9	1:13.373
7	45	Trsek Petr	CZE	Motobikes racing	1:13.123	2.555	9	1:13.325
8	55	Zelenak Anakin	GER	AMC Ettlingen eV im ADAC	1:14.711	4.143	8	1:14.881
9	10	Herrlich Valentino	GER	-	1:14.788	4.220	8	1:14.987
10	27	Schönrock Loris	GER	-	1:20.421	9.853	8	1:22.224
11	15	Coenen Julius	GER	AMC Ettlingen e.V.	1:21.713	11.145	10	1:21.838
12	93	Brandl Korbinian	GER	-	1:21.776	11.208	7	1:22.611
13	13	Muckle Max	GER	-	1:22.254	11.686	8	1:24.674

Orbits

Race Director: Frank MEIER

Chief of Timekeepers: Ales JAKOUBI

www.mylaps.com

Licensed to: Autoklub CR

ADAC Mini Bike Cup 2018

Einsteigerklasse

Cheb 1,202 km

Freies Training - Einsteigerklasse - Gruppe 1

6.5.2018 08:20

Practice started at 8:19:57

Lap	Lap Tm	Diff	Time of Day
(47) Sabri Perez			
1	1:31.182	+20.614	8:21:34.641
2	1:20.820	+10.252	8:22:55.461
3	1:15.433	+4.865	8:24:10.894
4	1:13.220	+2.652	8:25:24.114
5	1:14.865	+4.297	8:26:38.979
6	1:11.783	+1.215	8:27:50.762
7	1:11.501	+0.933	8:29:02.263
8	1:10.778	+0.210	8:30:13.041
9	1:10.686	+0.118	8:31:23.727
10	1:10.568		8:32:34.295
11	1:12.776	+2.208	8:33:47.071
12	1:11.337	+0.769	8:34:58.408

Lap	Lap Tm	Diff	Time of Day
(31) Kindermann Marek			
1	1:32.340	+20.566	8:21:39.223
2	1:19.439	+7.665	8:22:58.662
3	1:15.138	+3.364	8:24:13.800
4	1:12.046	+0.272	8:25:25.846
5	1:13.014	+1.240	8:26:38.860
6	1:11.774		8:27:50.634
7	1:12.330	+0.556	8:29:02.964
8	1:12.041	+0.267	8:30:15.005
9	1:13.970	+2.196	8:31:28.975
10	1:12.201	+0.427	8:32:41.176
11	1:12.607	+0.833	8:33:53.783
12	1:13.244	+1.470	8:35:07.027

Lap	Lap Tm	Diff	Time of Day
(43) Eder Ales			
1	1:29.491	+17.451	8:21:37.923
2	1:19.283	+7.243	8:22:57.206
3	1:16.866	+4.826	8:24:14.072
4	1:16.164	+4.124	8:25:30.236
5	1:16.260	+4.220	8:26:46.496
6	1:16.392	+4.352	8:28:02.888
7	1:14.519	+2.479	8:29:17.407
8	1:13.545	+1.505	8:30:30.952
9	1:12.860	+0.820	8:31:43.812
10	1:13.288	+1.248	8:32:57.100
11	1:12.861	+0.821	8:34:09.961
12	1:12.040		8:35:22.001

Lap	Lap Tm	Diff	Time of Day
(3) König Kristoffer			
1	1:28.866	+16.795	8:21:40.239
2	1:19.276	+7.205	8:22:59.515
3	1:15.986	+3.915	8:24:15.501
4	1:14.900	+2.829	8:25:30.401
5	1:16.331	+4.260	8:26:46.732
6	1:15.544	+3.473	8:28:02.276
7	1:14.310	+2.239	8:29:16.586
8	1:13.640	+1.569	8:30:30.226
9	1:13.063	+0.992	8:31:43.289
10	1:13.368	+1.297	8:32:56.657
11	1:12.830	+0.759	8:34:09.487
12	1:12.071		8:35:21.558

Lap	Lap Tm	Diff	Time of Day
(37) Uraß Phil			
1	1:27.619	+15.472	8:21:40.712
2	1:19.067	+6.920	8:22:59.779
3	1:15.561	+3.414	8:24:15.340
4	1:15.313	+3.166	8:25:30.653
5	1:16.218	+4.071	8:26:46.871
6	1:16.248	+4.101	8:28:03.119
7	1:13.868	+1.721	8:29:16.987
8	1:13.056	+0.909	8:30:30.043

Lap	Lap Tm	Diff	Time of Day
9	1:13.137	+0.990	8:31:43.180
10	1:13.358	+1.211	8:32:56.538
11	1:12.634	+0.487	8:34:09.172
12	1:12.147		8:35:21.319

Lap	Lap Tm	Diff	Time of Day
(25) Gundermann Kimi - Nikita			
1	1:49.906	+37.021	8:22:09.423
2	1:31.532	+18.647	8:23:40.955
3	1:22.218	+9.333	8:25:03.173
4	1:18.232	+5.347	8:26:21.405
5	2:36.071	+1:23.186	8:28:57.476
6	1:23.936	+11.051	8:30:21.412
7	1:13.373	+0.488	8:31:34.785
8	1:14.573	+1.688	8:32:49.358
9	1:12.885		8:34:02.243
10	1:13.888	+1.003	8:35:16.131

Lap	Lap Tm	Diff	Time of Day
(45) Trsek Petr			
1	1:31.229	+18.106	8:21:36.487
2	1:18.523	+5.400	8:22:55.010
3	1:15.834	+2.711	8:24:10.844
4	1:14.759	+1.636	8:25:25.603
5	1:14.211	+1.088	8:26:39.814
6	1:13.970	+0.847	8:27:53.784
7	1:13.325	+0.202	8:29:07.109
8	1:13.493	+0.370	8:30:20.602
9	1:13.123		8:31:33.725

Lap	Lap Tm	Diff	Time of Day
(55) Zelenak Anakin			
1	1:33.795	+19.084	8:21:40.039
2	1:21.063	+6.352	8:23:01.102
3	1:16.920	+2.209	8:24:18.022
4	1:16.683	+1.972	8:25:34.705
5	1:18.633	+3.922	8:26:53.338
6	1:16.000	+1.289	8:28:09.338
7	1:16.090	+1.379	8:29:25.428
8	1:14.711		8:30:40.139
9	1:17.635	+2.924	8:31:57.774
10	1:15.578	+0.867	8:33:13.352
11	1:15.377	+0.666	8:34:28.729
12	1:14.881	+0.170	8:35:43.610

Lap	Lap Tm	Diff	Time of Day
(10) Herrlich Valentino			
1	1:51.445	+36.657	8:22:08.464
2	1:34.177	+19.389	8:23:42.641
3	1:46.232	+31.444	8:25:28.873
4	1:27.463	+12.675	8:26:56.336
5	1:22.697	+7.909	8:28:19.033
6	1:20.309	+5.521	8:29:39.342
7	1:18.115	+3.327	8:30:57.457
8	1:14.788		8:32:12.245
9	1:14.987	+0.199	8:33:27.232
10	1:15.385	+0.597	8:34:42.617
11	1:15.659	+0.871	8:35:58.276

Lap	Lap Tm	Diff	Time of Day
(27) Schönrock Loris			
1	1:39.125	+18.704	8:21:43.375
2	1:30.642	+10.221	8:23:14.017
3	1:25.119	+4.698	8:24:39.136
4	1:24.780	+4.359	8:26:03.916
5	1:23.043	+2.622	8:27:26.959
6	1:22.537	+2.116	8:28:49.496
7	1:22.224	+1.803	8:30:11.720
8	1:20.421		8:31:32.141
9	1:45.948	+25.527	8:33:18.089

Lap	Lap Tm	Diff	Time of Day
(15) Coenen Julius			
1	1:52.503	+30.790	8:22:08.897
2	1:34.684	+12.971	8:23:43.581
3	1:28.727	+7.014	8:25:12.308
4	1:27.364	+5.651	8:26:39.672
5	1:26.439	+4.726	8:28:06.111
6	1:25.890	+4.177	8:29:32.001
7	1:24.706	+2.993	8:30:56.707
8	1:23.623	+1.910	8:32:20.330
9	1:21.838	+0.125	8:33:42.168
10	1:21.713		8:35:03.881

Lap	Lap Tm	Diff	Time of Day
(93) Brandl Korbinian			
1	1:58.013	+36.237	8:22:07.935
2	1:41.932	+20.156	8:23:49.867
3	1:33.016	+11.240	8:25:22.883
4	1:31.319	+9.543	8:26:54.202
5	1:26.981	+5.205	8:28:21.183
6	1:23.643	+1.867	8:29:44.826
7	1:21.776		8:31:06.602
8	1:24.707	+2.931	8:32:31.309
9	1:23.296	+1.520	8:33:54.605
10	1:22.611	+0.835	8:35:17.216

Lap	Lap Tm	Diff	Time of Day
(13) Muckle Max			
1	4:58.221	+3:35.967	8:25:05.746
2	1:39.788	+17.534	8:26:45.534
3	1:27.759	+5.505	8:28:13.293
4	1:25.485	+3.231	8:29:38.778
5	1:25.194	+2.940	8:31:03.972
6	1:25.072	+2.818	8:32:29.044
7	1:24.674	+2.420	8:33:53.718
8	1:22.254		8:35:15.972

Orbits

Race Director: Frank MEIER
Chief of Timekeepers: Ales JAKOUBI

www.mylaps.com
Licensed to: Autoklub CR