

Ergebnis

ADAC Mini Bike Cup

2011

V7 Geesthacht

am

27.-28.08.2011

Einsteigerklasse

NAKC Geessthacht

Nach bester Rundenzeit sortiert

Einsteiger

Heidbergring 0,850 Km

Freies Training Gr. 1

27.08.2011 09:24

Training started at 9:22:44

Pos.	St.Nr.	Name	Klasse	Runden	Beste Zeit.	Diff.	In Runde
1	3	Timon Salewski	Ein	6	54.512		5
2	10	Lucas Geitner	Ein	12	59.037	4.525	12
3	20	Philip Jork	Ein	10	1:07.539	13.027	9
4	23	Maximilian Sohnus	Ein	6	1:08.216	13.704	6
5	38	Kevin Forster	Ein	8	1:08.271	13.759	8
6	34	Giuseppe Inverso	Ein	8	1:09.039	14.527	8
7	6	Aaron Schäfer	Ein	9	1:10.066	15.554	8
8	7	Toni Erhard	Ein	8	1:10.933	16.421	8
9	31	Adrian Hähle	Ein	8	1:21.602	27.090	7

Zeitnahmekommissar & Auswertung

Orbits

Rennleiter



NAKC Geessthacht

Nach bester Rundenzeit sortiert

Einsteiger

Heidbergring 0,850 Km

Freies Training Gr. 2

27.08.2011 09:43

Training started at 9:42:17



Pos.	St.Nr.	Name	Klasse	Runden	Beste Zeit.	Diff.	In Runde
1	27	Robin Jörger	Ein	13	52.923		12
2	5	Leon Czichos	Ein	13	53.802	0.879	10
3	14	Matthias Meggle	Ein	15	54.040	1.117	15
4	26	Jennifer Küther	Ein	14	54.783	1.860	10
5	16	Jonas Hähle	Ein	13	56.187	3.264	13
6	30	Christopher Kogelbauer	Ein	14	57.103	4.180	4
7	55	Kevin Sieder	Ein	14	58.488	5.565	12
8	2	Lukas Franke	Ein	12	1:03.429	10.506	4
9	12	Colin Hufnagel	Ein	12	1:06.088	13.165	12
10	1	Nik Kogelbauer	Ein	10	1:07.355	14.432	10
11	28	Leo Waldmann	Ein	11	1:07.815	14.892	9
12	19	Steven Brauner	Ein	11	1:10.100	17.177	8

Zeitnahmekommissar & Auswertung

Orbits

Rennleiter



www



NAKC Geessthacht

Nach bester Rundenzeit sortiert

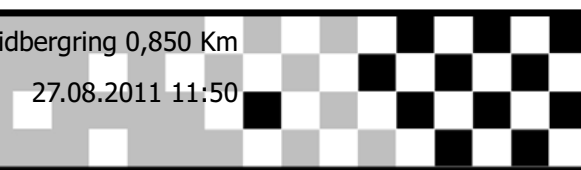
Einsteiger

Heidbergring 0,850 Km

1. Zeittraining Gr.1

27.08.2011 11:50

Qualifikation started at 11:48:08



Pos.	St.Nr.	Name	Klasse	Runden	Beste Zeit.	Diff.	In Runde
1	54	Matyas Bílek	Ein	10	52.917		10
2	3	Timon Salewski	Ein	15	54.478	1.561	11
3	10	Lucas Geitner	Ein	15	55.524	2.607	5
4	51	Patrik Tomes	Ein	14	55.613	2.696	13
5	18	Tim Georgi	Ein	14	57.201	4.284	14

Nicht Klassifiziert (110% = 58.208)

23		Maximilian Sohnus	Ein	13	59.323	6.406	13
34		Giuseppe Inverso	Ein	13	59.511	6.594	13
20		Philip Jork	Ein	13	1:01.417	8.500	12
7		Toni Erhard	Ein	12	1:01.680	8.763	11
38		Kevin Forster	Ein	12	1:03.581	10.664	12
6		Aaron Schäfer	Ein	10	1:03.881	10.964	10
31		Adrian Hähle	Ein	11	1:06.848	13.931	10

Zeitnahmekommissar & Auswertung

Orbits

Rennleiter



www



NAKC Geessthacht

Einsteiger

Heidbergring 0,850 Km

1. Zeittraining Gr.1

27.08.2011 11:50

Qualifikation started at 11:48:08

Runde	Rundenzeit	Diff.	Tageszeit
(54) Matyas Bilek			
1	1:05.667	+12.750	11:52:15.950
2	1:00.884	+7.967	11:53:16.834
3	57.580	+4.663	11:54:14.414
4	1:07.276	+14.359	11:55:21.690
5	1:42.967	+50.050	11:57:04.657
6	57.213	+4.296	11:58:01.870
7	1:56.375	+1:03.458	11:59:58.245
8	56.586	+3.669	12:00:54.831
9	56.173	+3.256	12:01:51.004
10	52.917		12:02:43.921

Runde	Rundenzeit	Diff.	Tageszeit
(3) Timon Salewski			
1	1:01.050	+6.572	11:49:55.600
2	57.232	+2.754	11:50:52.832
3	55.917	+1.439	11:51:48.749
4	58.500	+4.022	11:52:47.249
5	55.257	+0.779	11:53:42.506
6	1:06.972	+12.494	11:54:49.478
7	57.977	+3.499	11:55:47.455
8	55.720	+1.242	11:56:43.175
9	56.879	+2.401	11:57:40.054
10	55.444	+0.966	11:58:35.498
11	54.478		11:59:29.976
12	56.818	+2.340	12:00:26.794
13	56.421	+1.943	12:01:23.215
14	55.327	+0.849	12:02:18.542
15	55.387	+0.909	12:03:13.929

Runde	Rundenzeit	Diff.	Tageszeit
(10) Lucas Geitner			
1	1:02.029	+6.505	11:49:54.468
2	58.482	+2.958	11:50:52.950
3	56.047	+0.523	11:51:48.997
4	59.231	+3.707	11:52:48.228
5	55.524		11:53:43.752
6	1:00.976	+5.452	11:54:44.728
7	58.568	+3.044	11:55:43.296
8	59.253	+3.729	11:56:42.549
9	57.985	+2.461	11:57:40.534
10	59.007	+3.483	11:58:39.541
11	57.538	+2.014	11:59:37.079
12	58.195	+2.671	12:00:35.274
13	58.812	+3.288	12:01:34.086
14	58.135	+2.611	12:02:32.221
15	59.567	+4.043	12:03:31.788

Runde	Rundenzeit	Diff.	Tageszeit
(51) Patrik Tomes			
1	1:15.191	+19.578	11:50:23.788
2	1:09.667	+14.054	11:51:33.455
3	1:05.203	+9.590	11:52:38.658
4	1:02.513	+6.900	11:53:41.171
5	1:04.354	+8.741	11:54:45.525
6	1:02.704	+7.091	11:55:48.229
7	1:00.155	+4.542	11:56:48.384
8	1:00.139	+4.526	11:57:48.523
9	59.584	+3.971	11:58:48.107
10	57.812	+2.199	11:59:45.919
11	56.408	+0.795	12:00:42.327
12	55.963	+0.350	12:01:38.290
13	55.613		12:02:33.903
14	57.347	+1.734	12:03:31.250

Runde	Rundenzeit	Diff.	Tageszeit
(18) Tim Georgi			
1	1:09.154	+11.953	11:50:00.851
2	1:03.660	+6.459	11:51:04.511

Runde	Rundenzeit	Diff.	Tageszeit
3	1:01.193	+3.992	11:52:05.704
4	59.071	+1.870	11:53:04.775
5	1:00.284	+3.083	11:54:05.059
6	59.175	+1.974	11:55:04.234
7	59.551	+2.350	11:56:03.785
8	58.868	+1.667	11:57:02.653
9	59.495	+2.294	11:58:02.148
10	59.310	+2.109	11:59:01.458
11	58.275	+1.074	11:59:59.733
12	57.391	+0.190	12:00:57.124
13	57.625	+0.424	12:01:54.749
14	57.201		12:02:51.950

Runde	Rundenzeit	Diff.	Tageszeit
(23) Maximilian Sohnius			
1	1:14.277	+14.954	11:50:16.462
2	1:10.005	+10.682	11:51:26.467
3	1:08.591	+9.268	11:52:35.058
4	1:04.701	+5.378	11:53:39.759
5	1:03.808	+4.485	11:54:43.567
6	1:03.524	+4.201	11:55:47.091
7	1:01.927	+2.604	11:56:49.018
8	1:01.296	+1.973	11:57:50.314
9	1:00.850	+1.527	11:58:51.164
10	1:00.844	+1.521	11:59:52.008
11	59.755	+0.432	12:00:51.763
12	1:00.225	+0.902	12:01:51.988
13	59.323		12:02:51.311

Runde	Rundenzeit	Diff.	Tageszeit
(34) Giuseppe Inverso			
1	1:12.604	+13.093	11:50:22.552
2	1:07.913	+8.402	11:51:30.465
3	1:05.339	+5.828	11:52:35.804
4	1:05.099	+5.588	11:53:40.903
5	1:03.975	+4.464	11:54:44.878
6	1:03.864	+4.353	11:55:48.742
7	1:01.998	+2.487	11:56:50.740
8	1:02.150	+2.639	11:57:52.890
9	1:01.572	+2.061	11:58:54.462
10	1:01.427	+1.916	11:59:55.889
11	1:00.088	+0.577	12:00:55.977
12	1:01.200	+1.689	12:01:57.177
13	59.511		12:02:56.688

Runde	Rundenzeit	Diff.	Tageszeit
(20) Philip Jork			
1	1:10.368	+8.951	11:50:06.006
2	1:06.893	+5.476	11:51:12.899
3	1:05.915	+4.498	11:52:18.814
4	1:06.267	+4.850	11:53:25.081
5	1:03.067	+1.650	11:54:28.148
6	1:05.355	+3.938	11:55:33.503
7	1:08.936	+7.519	11:56:42.439
8	1:04.818	+3.401	11:57:47.257
9	1:05.710	+4.293	11:58:52.967
10	1:03.541	+2.124	11:59:56.508
11	1:02.511	+1.094	12:00:59.019
12	1:01.417		12:02:00.436
13	1:01.438	+0.021	12:03:01.874

Runde	Rundenzeit	Diff.	Tageszeit
(7) Toni Erhard			
1	1:15.829	+14.149	11:50:25.587
2	1:13.486	+11.806	11:51:39.073
3	1:22.141	+20.461	11:53:01.214
4	1:08.192	+6.512	11:54:09.406
5	1:09.529	+7.849	11:55:18.935
6	1:09.121	+7.441	11:56:28.056
7	1:11.089	+9.409	11:57:39.145

Runde	Rundenzeit	Diff.	Tageszeit
8	1:07.340	+5.660	11:58:46.485
9	1:06.302	+4.622	11:59:52.787
10	1:03.233	+1.553	12:00:56.020
11	1:01.680		12:01:57.700
12	1:01.790	+0.110	12:02:59.490

Runde	Rundenzeit	Diff.	Tageszeit
(38) Kevin Forster			
1	1:16.448	+12.867	11:50:24.666
2	1:13.557	+9.976	11:51:38.223
3	1:10.112	+6.531	11:52:48.335
4	1:08.719	+5.138	11:53:57.054
5	1:07.921	+4.340	11:55:04.975
6	1:05.282	+1.701	11:56:10.257
7	1:08.446	+4.865	11:57:18.703
8	1:05.350	+1.769	11:58:24.053
9	1:04.332	+0.751	11:59:28.385
10	1:03.911	+0.330	12:00:32.296
11	1:04.342	+0.761	12:01:36.638
12	1:03.581		12:02:40.219

Runde	Rundenzeit	Diff.	Tageszeit
(6) Aaron Schäfer			
1	1:09.895	+6.014	11:52:53.363
2	1:06.685	+2.804	11:54:00.048
3	1:05.221	+1.340	11:55:05.269
4	1:05.709	+1.828	11:56:10.978
5	1:04.039	+0.158	11:57:15.017
6	1:04.531	+0.650	11:58:19.548
7	1:05.316	+1.435	11:59:24.864
8	1:04.896	+1.015	12:00:29.760
9	1:05.742	+1.861	12:01:35.502
10	1:03.881		12:02:39.383

Runde	Rundenzeit	Diff.	Tageszeit
(31) Adrian Hähle			
1	1:25.879	+19.031	11:51:43.071
2	1:18.462	+11.614	11:53:01.533
3	1:16.608	+9.760	11:54:18.141
4	1:15.123	+8.275	11:55:33.264
5	1:12.426	+5.578	11:56:45.690
6	1:10.381	+3.533	11:57:56.071
7	1:09.521	+2.673	11:59:05.592
8	1:08.632	+1.784	12:00:14.224
9	1:08.924	+2.076	12:01:23.148
10	1:06.848		12:02:29.996
11	1:07.745	+0.897	12:03:37.741

Zeitnahmekommissar & Auswertung

Orbits

Rennleiter





NAKC Geesstacht

Nach bester Rundenzeit sortiert

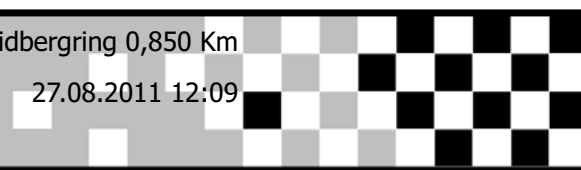
Einsteiger

Heidbergring 0,850 Km

1. Zeittraining Gr.2

27.08.2011 12:09

Qualifikation (15:00 Zeit) started at 12:05:35



Pos.	St.Nr.	Name	Klasse	Runden	Beste Zeit.	Diff.	In Runde
1	16	Jonas Hähle	Ein	17	51.254		13
2	27	Robin Jörger	Ein	17	51.380	0.126	14
3	14	Matthias Meggle	Ein	16	52.924	1.670	12
4	30	Christopher Kogelbauer	Ein	16	54.125	2.871	13
5	5	Leon Czichos	Ein	16	54.161	2.907	11
6	55	Kevin Sieder	Ein	16	55.700	4.446	13
7	26	Jennifer Küther	Ein	16	55.730	4.476	16
Nicht Klassifiziert (110% = 56.379)							
	1	Nik Kogelbauer	Ein	13	1:01.358	10.104	12
	2	Lukas Franke	Ein	14	1:01.699	10.445	6
	12	Colin Hufnagel	Ein	14	1:02.980	11.726	14
	28	Leo Waldmann	Ein	13	1:05.284	14.030	9
	19	Steven Brauner	Ein	2	1:33.211	41.957	2

Zeitnahmekommissar & Auswertung

Orbits

Rennleiter



www



NAKC Geessthacht

Einsteiger Heidbergring 0,850 Km

1. Zeittraining Gr.2 27.08.2011 12:09

Qualifikation (15:00 Zeit) started at 12:05:35

Runde	Rundenzeit	Diff.	Tageszeit
(16) Jonas Hähle			
1	1:01.644	+10.390	12:07:18.229
2	58.322	+7.068	12:08:16.551
3	56.778	+5.524	12:09:13.329
4	55.241	+3.987	12:10:08.570
5	56.458	+5.204	12:11:05.028
6	54.452	+3.198	12:11:59.480
7	53.736	+2.482	12:12:53.216
8	53.104	+1.850	12:13:46.320
9	53.380	+2.126	12:14:39.700
10	51.709	+0.455	12:15:31.409
11	51.653	+0.399	12:16:23.062
12	51.993	+0.739	12:17:15.055
13	51.254		12:18:06.309
14	51.740	+0.486	12:18:58.049
15	51.861	+0.607	12:19:49.910
16	51.270	+0.016	12:20:41.180
17	52.238	+0.984	12:21:33.418

Runde	Rundenzeit	Diff.	Tageszeit
(27) Robin Jörger			
1	57.514	+6.134	12:07:12.520
2	54.498	+3.118	12:08:07.018
3	53.168	+1.788	12:09:00.186
4	53.795	+2.415	12:09:53.981
5	53.698	+2.318	12:10:47.679
6	53.749	+2.369	12:11:41.428
7	53.661	+2.281	12:12:35.089
8	1:09.604	+18.224	12:13:44.693
9	53.951	+2.571	12:14:38.644
10	51.810	+0.430	12:15:30.454
11	52.165	+0.785	12:16:22.619
12	52.980	+1.600	12:17:15.599
13	51.540	+0.160	12:18:07.139
14	51.380		12:18:58.519
15	51.763	+0.383	12:19:50.282
16	52.048	+0.668	12:20:42.330
17	52.443	+1.063	12:21:34.773

Runde	Rundenzeit	Diff.	Tageszeit
(14) Matthias Meggle			
1	57.089	+4.165	12:07:09.567
2	55.306	+2.382	12:08:04.873
3	54.411	+1.487	12:08:59.284
4	54.980	+2.056	12:09:54.264
5	53.863	+0.939	12:10:48.127
6	53.537	+0.613	12:11:41.664
7	53.781	+0.857	12:12:35.445
8	54.827	+1.903	12:13:30.272
9	53.278	+0.354	12:14:23.550
10	53.665	+0.741	12:15:17.215
11	55.366	+2.442	12:16:12.581
12	52.924		12:17:05.505
13	53.731	+0.807	12:17:59.236
14	55.050	+2.126	12:18:54.286
15	54.596	+1.672	12:19:48.882
16	1:33.701	+40.777	12:21:22.583

Runde	Rundenzeit	Diff.	Tageszeit
(30) Christopher Kogelbauer			
1	1:01.542	+7.417	12:07:14.127
2	58.977	+4.852	12:08:13.104
3	57.764	+3.639	12:09:10.868
4	57.757	+3.632	12:10:08.625
5	57.136	+3.011	12:11:05.761
6	57.726	+3.601	12:12:03.487
7	57.788	+3.663	12:13:01.275
8	54.870	+0.745	12:13:56.145

Runde	Rundenzeit	Diff.	Tageszeit
9	54.659	+0.534	12:14:50.804
10	56.392	+2.267	12:15:47.196
11	55.987	+1.862	12:16:43.183
12	54.262	+0.137	12:17:37.445
13	54.125		12:18:31.570
14	57.725	+3.600	12:19:29.295
15	54.307	+0.182	12:20:23.602
16	55.302	+1.177	12:21:18.904
(5) Leon Czichos			
1	1:00.298	+6.137	12:07:16.570
2	56.853	+2.692	12:08:13.423
3	57.040	+2.879	12:09:10.463
4	57.426	+3.265	12:10:07.889
5	58.364	+4.203	12:11:06.253
6	57.604	+3.443	12:12:03.857
7	57.704	+3.543	12:13:01.561
8	54.885	+0.724	12:13:56.446
9	1:17.542	+23.381	12:15:13.988
10	55.478	+1.317	12:16:09.466
11	54.161		12:17:03.627
12	55.213	+1.052	12:17:58.840
13	55.817	+1.656	12:18:54.657
14	55.457	+1.296	12:19:50.114
15	54.285	+0.124	12:20:44.399
16	54.563	+0.402	12:21:38.962

Runde	Rundenzeit	Diff.	Tageszeit
(55) Kevin Sieder			
1	1:02.526	+6.826	12:07:16.498
2	1:00.457	+4.757	12:08:16.955
3	1:01.279	+5.579	12:09:18.234
4	58.876	+3.176	12:10:17.110
5	1:00.212	+4.512	12:11:17.322
6	58.071	+2.371	12:12:15.393
7	58.337	+2.637	12:13:13.730
8	57.966	+2.266	12:14:11.696
9	57.830	+2.130	12:15:09.526
10	56.616	+0.916	12:16:06.142
11	56.334	+0.634	12:17:02.476
12	55.908	+0.208	12:17:58.384
13	55.700		12:18:54.084
14	56.066	+0.366	12:19:50.150
15	57.334	+1.634	12:20:47.484
16	55.899	+0.199	12:21:43.383

Runde	Rundenzeit	Diff.	Tageszeit
(26) Jennifer Küther			
1	1:02.092	+6.362	12:07:15.674
2	1:00.447	+4.717	12:08:16.121
3	1:00.040	+4.310	12:09:16.161
4	57.641	+1.911	12:10:13.802
5	58.372	+2.642	12:11:12.174
6	57.422	+1.692	12:12:09.596
7	58.464	+2.734	12:13:08.060
8	59.062	+3.332	12:14:07.122
9	58.668	+2.938	12:15:05.790
10	57.384	+1.654	12:16:03.174
11	56.524	+0.794	12:16:59.698
12	57.140	+1.410	12:17:56.838
13	56.184	+0.454	12:18:53.022
14	56.831	+1.101	12:19:49.853
15	57.217	+1.487	12:20:47.070
16	55.730		12:21:42.800

Runde	Rundenzeit	Diff.	Tageszeit
(1) Nik Kogelbauer			
1	1:22.175	+20.817	12:07:47.962
2	1:14.037	+12.679	12:09:01.999

Runde	Rundenzeit	Diff.	Tageszeit
3	1:09.866	+8.508	12:10:11.865
4	1:10.698	+9.340	12:11:22.563
5	1:09.702	+8.344	12:12:32.265
6	1:06.534	+5.176	12:13:38.799
7	1:05.958	+4.600	12:14:44.757
8	1:06.496	+5.138	12:15:51.253
9	1:02.079	+0.721	12:16:53.332
10	1:06.539	+5.181	12:17:59.871
11	1:05.432	+4.074	12:19:05.303
12	1:01.358		12:20:06.661
13	1:05.487	+4.129	12:21:12.148

Runde	Rundenzeit	Diff.	Tageszeit
(2) Lukas Franke			
1	1:15.473	+13.774	12:07:43.407
2	1:08.907	+7.208	12:08:52.314
3	1:05.535	+3.836	12:09:57.849
4	1:03.584	+1.885	12:11:01.433
5	1:03.313	+1.614	12:12:04.746
6	1:01.699		12:13:06.445
7	1:03.721	+2.022	12:14:10.166
8	1:04.775	+3.076	12:15:14.941
9	1:05.185	+3.486	12:16:20.126
10	1:04.396	+2.697	12:17:24.522
11	1:03.558	+1.859	12:18:28.080
12	1:05.495	+3.796	12:19:33.575
13	1:04.420	+2.721	12:20:37.995
14	1:03.542	+1.843	12:21:41.537

Runde	Rundenzeit	Diff.	Tageszeit
(12) Colin Hufnagel			
1	1:11.048	+8.068	12:07:30.368
2	1:08.133	+5.153	12:08:38.501
3	1:06.639	+3.659	12:09:45.140
4	1:07.010	+4.030	12:10:52.150
5	1:06.790	+3.810	12:11:58.940
6	1:05.573	+2.593	12:13:04.513
7	1:04.272	+1.292	12:14:08.785
8	1:04.900	+1.920	12:15:13.685
9	1:05.217	+2.237	12:16:18.902
10	1:04.192	+1.212	12:17:23.094
11	1:04.169	+1.189	12:18:27.263
12	1:05.213	+2.233	12:19:32.476
13	1:04.438	+1.458	12:20:36.914
14	1:02.980		12:21:39.894

Runde	Rundenzeit	Diff.	Tageszeit
(28) Leo Waldmann			
1	1:18.407	+13.123	12:07:47.979
2	1:09.979	+4.695	12:08:57.958
3	1:09.780	+4.496	12:10:07.738
4	1:08.664	+3.380	12:11:16.402
5	1:07.944	+2.660	12:12:24.346
6	1:08.295	+3.011	12:13:32.641
7	1:08.345	+3.061	12:14:40.986
8	1:05.309	+0.025	12:15:46.295
9	1:05.284		12:16:51.579
10	1:05.712	+0.428	12:17:57.291
11	1:07.742	+2.458	12:19:05.033
12	1:05.995	+0.711	12:20:11.028
13	1:07.921	+2.637	12:21:18.949

Runde	Rundenzeit	Diff.	Tageszeit
(19) Steven Brauner			
1	1:33.775	+0.564	12:08:11.391
2	1:33.211		12:09:44.602



NAKC Geessthacht

Nach bester Rundenzeit sortiert

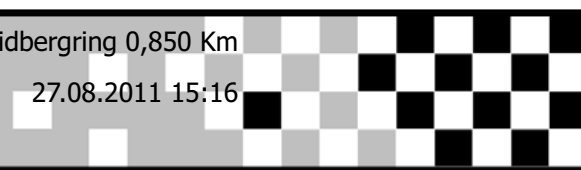
Einsteiger

Heidbergring 0,850 Km

2. Zeittraining Gr.1

27.08.2011 15:16

Qualifikation (15:00 Zeit) started at 15:13:58



Pos.	St.Nr.	Name	Klasse	Runden	Beste Zeit.	Diff.	In Runde
1	18	Tim Georgi	Ein	18	46.642		14
2	54	Matyas Bílek	Ein	16	46.785	0.143	16
3	51	Patrik Tomes	Ein	17	48.161	1.519	16
4	10	Lucas Geitner	Ein	13	49.862	3.220	13
5	34	Giuseppe Inverso	Ein	17	50.043	3.401	17
6	31	Adrian Hähle	Ein	16	50.215	3.573	16
7	20	Philip Jork	Ein	17	51.128	4.486	16
Nicht Klassifiziert (110% = 51.306)							
	23	Maximilian Sohnus	Ein	17	51.707	5.065	11
	6	Aaron Schäfer	Ein	16	52.148	5.506	16
	7	Toni Erhard	Ein	16	53.084	6.442	7
	38	Kevin Forster	Ein	16	53.661	7.019	16

Zeitnahmekommissar & Auswertung

Orbits

Rennleiter

George Forster





ADAC Mini Bike Cup

NAKC Geessthacht

Einsteiger

Heidbergring 0,850 Km

2. Zeittraining Gr.1

27.08.2011 15:16

Qualifikation (15:00 Zeit) started at 15:13:58

Runde	Rundenzeit	Diff.	Tageszeit	Runde	Rundenzeit	Diff.	Tageszeit	Runde	Rundenzeit	Diff.	Tageszeit
(18) Tim Georgi				(34) Giuseppe Inverso				(6) Aaron Schäfer			
1	54.619	+7.977	15:15:30.645	1	58.920	+8.877	15:15:41.495	1	1:00.601	+8.453	15:15:44.797
2	51.902	+5.260	15:16:22.547	2	56.971	+6.928	15:16:38.466	2	57.536	+5.388	15:16:42.333
3	50.293	+3.651	15:17:12.840	3	54.666	+4.623	15:17:33.132	3	56.848	+4.700	15:17:39.181
4	48.949	+2.307	15:18:01.789	4	54.090	+4.047	15:18:27.222	4	55.853	+3.705	15:18:35.034
5	48.256	+1.614	15:18:50.045	5	52.928	+2.885	15:19:20.150	5	55.957	+3.809	15:19:30.991
6	47.680	+1.038	15:19:37.725	6	52.416	+2.373	15:20:12.566	6	55.333	+3.185	15:20:26.324
7	50.873	+4.231	15:20:28.598	7	52.909	+2.866	15:21:05.475	7	54.667	+2.519	15:21:20.991
8	49.878	+3.236	15:21:18.476	8	53.698	+3.655	15:21:59.173	8	55.244	+3.096	15:22:16.235
9	48.184	+1.542	15:22:06.660	9	52.638	+2.595	15:22:51.811	9	53.734	+1.586	15:23:09.969
10	48.030	+1.388	15:22:54.690	10	52.709	+2.666	15:23:44.520	10	54.482	+2.334	15:24:04.451
11	48.514	+1.872	15:23:43.204	11	50.797	+0.754	15:24:35.317	11	52.669	+0.521	15:24:57.120
12	47.578	+0.936	15:24:30.782	12	50.816	+0.773	15:25:26.133	12	54.103	+1.955	15:25:51.223
13	47.763	+1.121	15:25:18.545	13	50.531	+0.488	15:26:16.664	13	53.166	+1.018	15:26:44.389
14	46.642		15:26:05.187	14	51.664	+1.621	15:27:08.328	14	54.074	+1.926	15:27:38.463
15	46.879	+0.237	15:26:52.066	15	52.189	+2.146	15:28:00.517	15	53.120	+0.972	15:28:31.583
16	47.621	+0.979	15:27:39.687	16	50.128	+0.085	15:28:50.645	16	52.148		15:29:23.731
17	49.149	+2.507	15:28:28.836	17	50.043		15:29:40.688	(7) Toni Erhard			
18	46.926	+0.284	15:29:15.762	(31) Adrian Hähle				1	59.881	+6.797	15:15:48.397
(54) Matyas Bilek				1	1:01.660	+11.445	15:15:50.791	2	58.058	+4.974	15:16:46.455
1	54.878	+8.093	15:15:38.436	2	58.594	+8.379	15:16:49.385	3	56.598	+3.514	15:17:43.053
2	53.166	+6.381	15:16:31.602	3	56.426	+6.211	15:17:45.811	4	55.997	+2.913	15:18:39.050
3	52.368	+5.583	15:17:23.970	4	55.184	+4.969	15:18:40.995	5	54.997	+1.913	15:19:34.047
4	52.206	+5.421	15:18:16.176	5	54.949	+4.734	15:19:35.944	6	55.913	+2.829	15:20:29.960
5	50.036	+3.251	15:19:06.212	6	53.664	+3.449	15:20:29.608	7	53.084		15:21:23.044
6	50.381	+3.596	15:19:56.593	7	53.149	+2.934	15:21:22.757	8	54.083	+0.999	15:22:17.127
7	49.955	+3.170	15:20:46.548	8	53.948	+3.733	15:22:16.705	9	54.460	+1.376	15:23:11.587
8	52.243	+5.458	15:21:38.791	9	53.450	+3.235	15:23:10.155	10	54.600	+1.376	15:23:11.587
9	50.457	+3.672	15:22:29.248	10	53.473	+3.258	15:24:03.628	11	1:12.539	+19.455	15:24:24.126
10	49.556	+2.771	15:23:18.804	11	51.918	+1.703	15:24:55.546	12	54.859	+1.775	15:25:18.985
11	1:28.523	+41.738	15:24:47.327	12	51.588	+1.373	15:25:47.134	13	53.239	+0.155	15:26:12.224
12	49.359	+2.574	15:25:36.686	13	50.683	+0.468	15:26:37.817	14	55.579	+2.495	15:27:07.803
13	1:46.310	+59.525	15:27:22.996	14	52.151	+1.936	15:27:29.968	15	53.624	+0.540	15:28:55.702
14	52.655	+5.870	15:28:15.651	15	50.361	+0.146	15:28:20.329	16	53.769	+0.685	15:29:49.471
15	47.639	+0.854	15:29:03.290	16	50.215		15:29:10.544	(38) Kevin Forster			
16	46.785		15:29:50.075	(20) Philip Jork				1	59.471	+5.810	15:15:43.994
(51) Patrik Tomes				1	1:00.716	+9.588	15:15:45.158	2	57.447	+3.786	15:16:41.441
1	55.501	+7.340	15:15:40.474	2	56.148	+5.020	15:16:41.306	3	56.849	+3.188	15:17:38.290
2	52.424	+4.263	15:16:32.898	3	53.830	+2.702	15:17:35.136	4	56.240	+2.579	15:18:34.530
3	51.555	+3.394	15:17:24.453	4	53.682	+2.554	15:18:28.818	5	56.934	+3.273	15:19:31.464
4	51.491	+3.330	15:18:15.944	5	55.355	+4.227	15:19:24.173	6	55.171	+1.510	15:20:26.635
5	51.037	+2.876	15:19:06.981	6	53.049	+1.921	15:20:17.222	7	55.206	+1.545	15:21:21.841
6	51.122	+2.961	15:19:58.103	7	52.904	+1.776	15:21:10.126	8	54.861	+1.200	15:22:16.702
7	49.518	+1.357	15:20:47.621	8	53.204	+2.076	15:22:03.330	9	54.632	+0.971	15:23:11.334
8	49.739	+1.578	15:21:37.360	9	52.969	+1.841	15:22:56.299	10	54.626	+0.965	15:24:05.960
9	49.669	+1.508	15:22:27.029	10	52.274	+1.146	15:23:48.573	11	53.755	+0.094	15:24:59.715
10	49.574	+1.413	15:23:16.603	11	51.490	+0.362	15:24:40.063	12	54.238	+0.577	15:25:53.953
11	49.566	+1.405	15:24:06.169	12	51.150	+0.022	15:25:31.213	13	54.209	+0.548	15:26:48.162
12	51.201	+3.040	15:24:57.370	13	51.329	+0.201	15:26:22.542	(23) Maximilian Sohnus			
13	49.665	+1.504	15:25:47.035	14	51.541	+0.413	15:27:14.083	1	1:00.257	+8.550	15:15:42.566
14	49.088	+0.927	15:26:36.123	15	51.187	+0.059	15:28:05.270	2	56.275	+4.568	15:16:38.841
15	50.702	+2.541	15:27:26.825	16	51.128		15:28:56.398	(10) Lucas Geitner			
16	48.161		15:28:14.986	17	53.396	+2.268	15:29:49.794	1	55.802	+5.940	15:15:32.100
17	48.794	+0.633	15:29:03.780	(23) Maximilian Sohnus				2	54.015	+4.153	15:16:26.115
(10) Lucas Geitner				1	1:00.257	+8.550	15:15:42.566	3	53.475	+3.613	15:17:19.590
1	55.802	+5.940	15:15:32.100	2	56.275	+4.568	15:16:38.841	4	52.791	+2.929	15:18:12.381
2	54.015	+4.153	15:16:26.115	(23) Maximilian Sohnus				5	52.101	+2.239	15:19:04.482
3	53.475	+3.613	15:17:19.590	1	1:00.257	+8.550	15:15:42.566	6	54.440	+4.578	15:19:58.922
4	52.791	+2.929	15:18:12.381	2	56.275	+4.568	15:16:38.841	7	52.503	+2.641	15:20:51.425
5	52.101	+2.239	15:19:04.482	(23) Maximilian Sohnus							
6	54.440	+4.578	15:19:58.922	1	1:00.257	+8.550	15:15:42.566				
7	52.503	+2.641	15:20:51.425	2	56.275	+4.568	15:16:38.841				

Zeitnahmekommissar & Auswertung

Orbits

Rennleiter

Georg Fuchs



NAKC Geessthacht

Einsteiger Heidbergring 0,850 Km

2. Zeittraining Gr.1 27.08.2011 15:16

Qualifikation (15:00 Zeit) started at 15:13:58

Runde	Rundenzeit	Diff.	Tageszeit	Runde	Rundenzeit	Diff.	Tageszeit	Runde	Rundenzeit	Diff.	Tageszeit
14	53.913	+0.252	15:27:42.075								
15	54.205	+0.544	15:28:36.280								
16	53.661		15:29:29.941								



ADAC Mini Bike Cup

NAKC Geessthacht

Nach bester Rundenzeit sortiert

Einsteiger

Heidbergring 0,850 Km

2. Zeittraining Gr.2

27.08.2011 15:35

Qualifikation (15:00 Zeit) started at 15:32:23

Pos.	St.Nr.	Name	Klasse	Runden	Beste Zeit.	Diff.	In Runde
1	27	Robin Jörger	Ein	18	44.365		15
2	14	Matthias Meggle	Ein	17	44.738	0.373	15
3	55	Kevin Sieder	Ein	19	44.956	0.591	16
4	5	Leon Czichos	Ein	18	44.970	0.605	15
5	16	Jonas Hähle	Ein	18	46.530	2.165	15
6	26	Jennifer Küther	Ein	18	48.265	3.900	15
Nicht Klassifiziert (110% = 48.801)							
	12	Colin Hufnagel	Ein	16	51.171	6.806	14
	1	Nik Kogelbauer	Ein	14	51.231	6.866	12
	30	Christopher Kogelbauer	Ein	3	51.384	7.019	3
	2	Lukas Franke	Ein	16	53.531	9.166	12
	28	Leo Waldmann	Ein	14	59.077	14.712	12
	19	Steven Brauner	Ein	13	1:06.714	22.349	8

Zeitnahmekommissar & Auswertung

Orbits

Rennleiter

George Fuchs





ADAC Mini Bike Cup

NAKC Geessthacht

Einsteiger

Heidbergring 0,850 Km

2. Zeittraining Gr.2

27.08.2011 15:35

Qualifikation (15:00 Zeit) started at 15:32:23



Runde	Rundenzeit	Diff.	Tageszeit
(27) Robin Jörger			
1	51.071	+6.706	15:33:52.985
2	50.061	+5.696	15:34:43.046
3	49.358	+4.993	15:35:32.404
4	48.541	+4.176	15:36:20.945
5	48.198	+3.833	15:37:09.143
6	47.503	+3.138	15:37:56.646
7	1:27.700	+43.335	15:39:24.346
8	49.168	+4.803	15:40:13.514
9	46.210	+1.845	15:40:59.724
10	45.469	+1.104	15:41:45.193
11	46.101	+1.736	15:42:31.294
12	46.218	+1.853	15:43:17.512
13	45.112	+0.747	15:44:02.624
14	46.628	+2.263	15:44:49.252
15	44.365		15:45:33.617
16	45.417	+1.052	15:46:19.034
17	44.627	+0.262	15:47:03.661
18	44.658	+0.293	15:47:48.319
(14) Matthias Meggle			
1	51.250	+6.512	15:33:49.702
2	47.518	+2.780	15:34:37.220
3	46.907	+2.169	15:35:24.127
4	48.889	+4.151	15:36:13.016
5	47.583	+2.845	15:37:00.599
6	46.692	+1.954	15:37:47.291
7	45.865	+1.127	15:38:33.156
8	46.840	+2.102	15:39:19.996
9	46.917	+2.179	15:40:06.913
10	46.271	+1.533	15:40:53.184
11	50.086	+5.348	15:41:43.270
12	1:33.248	+48.510	15:43:16.518
13	44.968	+0.230	15:44:01.486
14	46.752	+2.014	15:44:48.238
15	44.738		15:45:32.976
16	1:26.129	+41.391	15:46:59.105
17	48.106	+3.368	15:47:47.211
(55) Kevin Sieder			
1	50.474	+5.518	15:33:50.746
2	48.450	+3.494	15:34:39.196
3	48.300	+3.344	15:35:27.496
4	47.798	+2.842	15:36:15.294
5	47.460	+2.504	15:37:02.754
6	47.378	+2.422	15:37:50.132
7	46.290	+1.334	15:38:36.422
8	48.087	+3.131	15:39:24.509
9	48.524	+3.568	15:40:13.033
10	45.860	+0.904	15:40:58.893
11	45.957	+1.001	15:41:44.850
12	46.185	+1.229	15:42:31.035
13	45.995	+1.039	15:43:17.030
14	45.454	+0.498	15:44:02.484
15	46.619	+1.663	15:44:49.103
16	44.956		15:45:34.059
17	47.007	+2.051	15:46:21.066
18	45.621	+0.665	15:47:06.687
19	46.434	+1.478	15:47:53.121
(5) Leon Czichos			
1	58.845	+13.875	15:34:05.832
2	54.835	+9.865	15:35:00.667
3	52.465	+7.495	15:35:53.132
4	52.820	+7.850	15:36:45.952

Runde	Rundenzeit	Diff.	Tageszeit
5	50.750	+5.780	15:37:36.702
6	49.685	+4.715	15:38:26.387
7	49.036	+4.066	15:39:15.423
8	48.819	+3.849	15:40:04.242
9	48.113	+3.143	15:40:52.355
10	50.236	+5.266	15:41:42.591
11	48.276	+3.306	15:42:30.867
12	47.533	+2.563	15:43:18.400
13	45.827	+0.857	15:44:04.227
14	46.173	+1.203	15:44:50.400
15	44.970		15:45:35.370
16	47.147	+2.177	15:46:22.517
17	45.233	+0.263	15:47:07.750
18	45.495	+0.525	15:47:53.245
(16) Jonas Hähle			
1	52.208	+5.678	15:33:53.721
2	49.891	+3.361	15:34:43.612
3	49.586	+3.056	15:35:33.198
4	48.020	+1.490	15:36:21.218
5	48.357	+1.827	15:37:09.575
6	47.459	+0.929	15:37:57.034
7	47.555	+1.025	15:38:44.589
8	46.872	+0.342	15:39:31.461
9	48.190	+1.660	15:40:19.651
10	47.355	+0.825	15:41:07.006
11	46.795	+0.265	15:41:53.801
12	47.475	+0.945	15:42:41.276
13	47.263	+0.733	15:43:28.539
14	46.927	+0.397	15:44:15.466
15	46.530		15:45:01.996
16	50.028	+3.498	15:45:52.024
17	49.176	+2.646	15:46:41.200
18	46.897	+0.367	15:47:28.097
(26) Jennifer Küther			
1	53.676	+5.411	15:33:58.961
2	51.812	+3.547	15:34:50.773
3	52.490	+4.225	15:35:43.263
4	50.007	+1.742	15:36:33.270
5	51.008	+2.743	15:37:24.278
6	49.085	+0.820	15:38:13.363
7	51.216	+2.951	15:39:04.579
8	50.955	+2.690	15:39:55.534
9	48.302	+0.037	15:40:43.836
10	48.706	+0.441	15:41:32.542
11	50.534	+2.269	15:42:23.076
12	48.630	+0.365	15:43:11.706
13	49.076	+0.811	15:44:00.782
14	50.652	+2.387	15:44:51.434
15	48.265		15:45:39.699
16	50.177	+1.912	15:46:29.876
17	52.474	+4.209	15:47:22.350
18	52.380	+4.115	15:48:14.730
(12) Colin Hufnagel			
1	1:02.090	+10.919	15:34:11.675
2	1:00.730	+9.559	15:35:12.405
3	1:00.371	+9.200	15:36:12.776
4	57.349	+6.178	15:37:10.125
5	55.764	+4.593	15:38:05.889
6	56.743	+5.572	15:39:02.632
7	54.929	+3.758	15:39:57.561
8	54.459	+3.288	15:40:52.020
9	52.986	+1.815	15:41:45.006
10	51.804	+0.633	15:42:36.810

Runde	Rundenzeit	Diff.	Tageszeit
11	52.263	+1.092	15:43:29.073
12	52.269	+1.098	15:44:21.342
13	51.451	+0.280	15:45:12.793
14	51.171		15:46:03.964
15	53.476	+2.305	15:46:57.440
16	51.441	+0.270	15:47:48.881
(1) Nik Kogelbauer			
1	55.931	+4.700	15:36:23.132
2	54.378	+3.147	15:37:17.510
3	54.802	+3.571	15:38:12.312
4	51.949	+0.718	15:39:04.261
5	53.568	+2.337	15:39:57.829
6	54.381	+3.150	15:40:52.210
7	53.210	+1.979	15:41:45.420
8	51.990	+0.759	15:42:37.410
9	51.825	+0.594	15:43:29.235
10	52.361	+1.130	15:44:21.596
11	51.458	+0.227	15:45:13.054
12	51.231		15:46:04.285
13	53.269	+2.038	15:46:57.554
14	51.694	+0.463	15:47:49.248
(30) Christopher Kogelbauer			
1	56.436	+5.052	15:46:29.297
2	52.432	+1.048	15:47:21.729
3	51.384		15:48:13.113
(2) Lukas Franke			
1	1:03.064	+9.533	15:34:17.333
2	1:02.765	+9.234	15:35:20.098
3	59.340	+5.809	15:36:19.438
4	56.151	+2.620	15:37:15.589
5	57.223	+3.692	15:38:12.812
6	55.598	+2.067	15:39:08.410
7	56.459	+2.928	15:40:04.869
8	54.857	+1.326	15:40:59.726
9	53.907	+0.376	15:41:53.633
10	53.951	+0.420	15:42:47.584
11	54.499	+0.968	15:43:42.083
12	53.531		15:44:35.614
13	54.856	+1.325	15:45:30.470
14	53.925	+0.394	15:46:24.395
15	54.428	+0.897	15:47:18.823
16	54.136	+0.605	15:48:12.959
(28) Leo Waldmann			
1	1:04.437	+5.360	15:34:16.400
2	1:02.412	+3.335	15:35:18.812
3	1:02.303	+3.226	15:36:21.115
4	1:03.343	+4.266	15:37:24.458
5	1:00.303	+1.226	15:38:24.761
6	1:02.921	+3.844	15:39:27.682
7	1:00.726	+1.649	15:40:28.408
8	59.794	+0.717	15:41:28.202
9	59.099	+0.022	15:42:27.301
10	1:00.618	+1.541	15:43:27.919
11	59.830	+0.753	15:44:27.749
12	59.077		15:45:26.826
13	1:02.728	+3.651	15:46:29.554
14	1:02.687	+3.610	15:47:32.241
(19) Steven Brauner			
1	1:14.791	+8.077	15:34:38.205
2	1:08.914	+2.200	15:35:47.119
3	1:09.818	+3.104	15:36:56.937

Zeitnahmekommissar & Auswertung

Orbits

Rennleiter

Georg Fuchs



NAKC Geessthacht

Einsteiger

Heidbergring 0,850 Km

2. Zeittraining Gr.2

27.08.2011 15:35

Qualifikation (15:00 Zeit) started at 15:32:23

Runde	Rundenzeit	Diff.	Tageszeit	Runde	Rundenzeit	Diff.	Tageszeit	Runde	Rundenzeit	Diff.	Tageszeit
4	1:08.333	+1.619	15:38:05.270								
5	1:07.651	+0.937	15:39:12.921								
6	1:07.993	+1.279	15:40:20.914								
7	1:08.455	+1.741	15:41:29.369								
8	1:06.714		15:42:36.083								
9	1:09.116	+2.402	15:43:45.199								
10	1:07.677	+0.963	15:44:52.876								
11	1:07.144	+0.430	15:46:00.020								
12	1:09.164	+2.450	15:47:09.184								
13	1:08.726	+2.012	15:48:17.910								

Zeitnahmekommissar & Auswertung

Orbits

Rennleiter






ADAC Mini Bike Cup

NAKC Geessthacht

Einsteiger

Heidbergring 0,850 Km

Zeittraining Gesamt



Pos.	St.Nr.	Name	Klasse	Gesamtbestzeit	In auf	Punkte
1	27	Robin Jörger	Ein	44.365	2. Zeittraining Gr.2	0
2	14	Matthias Meggle	Ein	44.738	2. Zeittraining Gr.2	0
3	55	Kevin Sieder	Ein	44.956	2. Zeittraining Gr.2	0
4	5	Leon Czichos	Ein	44.970	2. Zeittraining Gr.2	0
5	16	Jonas Hähle	Ein	46.530	2. Zeittraining Gr.2	0
6	18	Tim Georgi	Ein	46.642	2. Zeittraining Gr.1	0
7	54	Matyas Bílek	Ein	46.785	2. Zeittraining Gr.1	0
8	51	Patrik Tomes	Ein	48.161	2. Zeittraining Gr.1	0
9	26	Jennifer Küther	Ein	48.265	2. Zeittraining Gr.2	0
Nicht Klassifiziert (110% = 48.801)						
10	10	Lucas Geitner	Ein	49.862	2. Zeittraining Gr.1	0
11	34	Giuseppe Inverso	Ein	50.043	2. Zeittraining Gr.1	0
12	31	Adrian Hähle	Ein	50.215	2. Zeittraining Gr.1	0
13	20	Philip Jork	Ein	51.128	2. Zeittraining Gr.1	0
14	12	Colin Hufnagel	Ein	51.171	2. Zeittraining Gr.2	0
15	1	Nik Kogelbauer	Ein	51.231	2. Zeittraining Gr.2	0
16	30	Christopher Kogelbauer	Ein	51.384	2. Zeittraining Gr.2	0
17	23	Maximilian Sohnus	Ein	51.707	2. Zeittraining Gr.1	0
18	6	Aaron Schäfer	Ein	52.148	2. Zeittraining Gr.1	0
19	7	Toni Erhard	Ein	53.084	2. Zeittraining Gr.1	0
20	2	Lukas Franke	Ein	53.531	2. Zeittraining Gr.2	0
21	38	Kevin Forster	Ein	53.661	2. Zeittraining Gr.1	0
22	3	Timon Salewski	Ein	54.478	1. Zeittraining Gr.1	0
23	28	Leo Waldmann	Ein	59.077	2. Zeittraining Gr.2	0
24	19	Steven Brauner	Ein	1:06.714	2. Zeittraining Gr.2	0

Zeitnahmekommissar & Auswertung

Orbits

Rennleiter

George Finkler


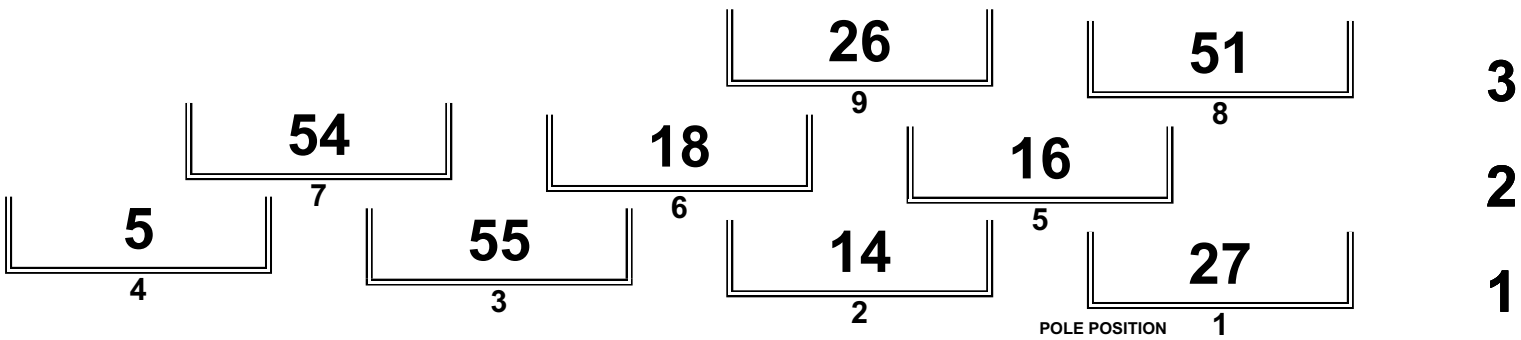




ADAC Mini Bike Cup

NAKC Geesthacht

Einsteiger	Heidbergring 0,850 Km
Rennen 1	27.08.2011 17:30
Rennen (13 Runden)	



Zeitnahmekommissar & Auswertung Orbits

Rennleiter

Gedruckt: 27.08.2011 15:55:09



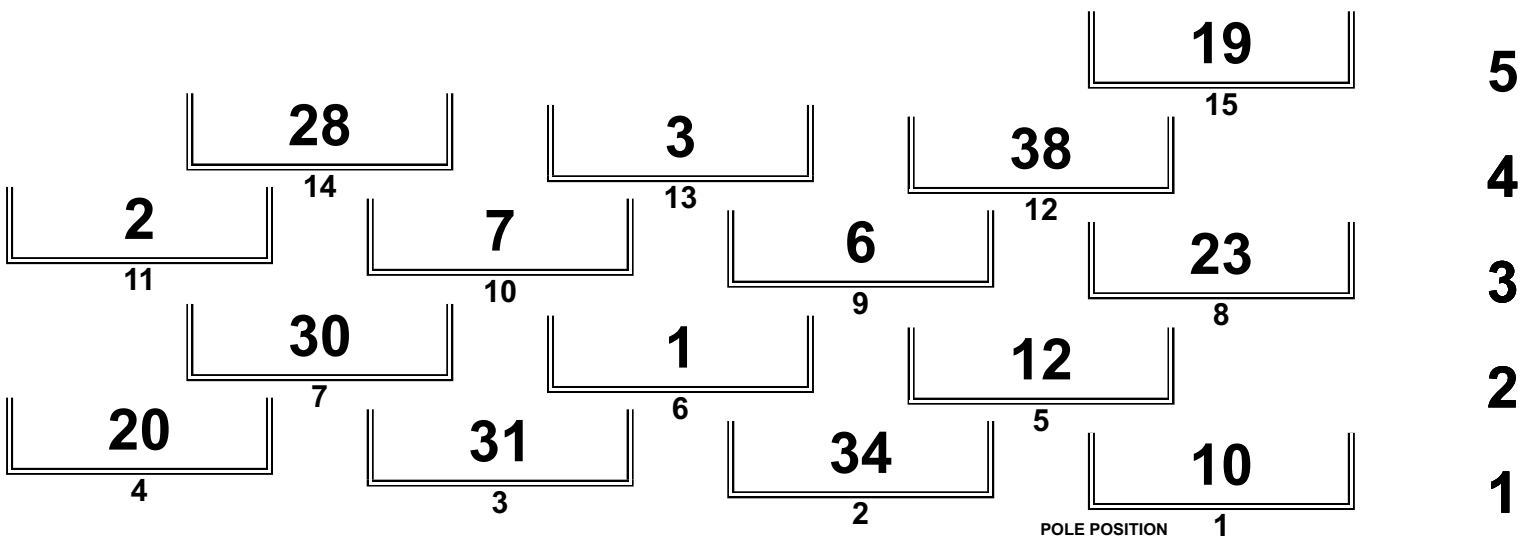
ADAC Mini Bike Cup

NAKC Geesthacht

Einsteiger
Rennen 2
Rennen (15 Runden)

Heidbergring 0,850 Km

27.08.2011 17:52



Zeitnahmekommissar & Auswertung

Orbits

Rennleiter

George Fuchs



NAKC Geesthacht

Nach bester Rundenzeit sortiert

Einsteiger

Heidbergring 0,850 Km

Warm Up Gr. 1

28.08.2011 09:24

Training started at 9:21:16



Pos.	St.Nr.	Name	Klasse	Runden	Beste Zeit.	Diff.	In Runde
1	10	Lucas Geitner	Ein	13	43.236		12
2	3	Timon Salewski	Ein	13	43.590	0.354	12
3	12	Colin Hufnagel	Ein	13	43.789	0.553	12
4	23	Maximilian Sohnus	Ein	12	45.161	1.925	12
5	34	Giuseppe Inverso	Ein	12	45.265	2.029	12
6	7	Toni Erhard	Ein	12	45.658	2.422	11
7	20	Philip Jork	Ein	12	46.309	3.073	11
8	6	Aaron Schäfer	Ein	12	46.674	3.438	11
9	31	Adrian Hähle	Ein	12	46.707	3.471	9
10	38	Kevin Forster	Ein	12	48.878	5.642	7
11	2	Lukas Franke	Ein	12	49.173	5.937	8
12	19	Steven Brauner	Ein	11	50.850	7.614	10
13	28	Leo Waldmann	Ein	10	52.809	9.573	8

Zeitnahmekommissar & Auswertung

Orbits

Rennleiter



www.mylaps.com

ortservice Schleswig

NAKC Geesthacht

Einsteiger

Heidbergring 0,850 Km

Warm Up Gr. 1

28.08.2011 09:24

Training started at 9:21:16

Runde	Rundenzeit	Diff.	Tageszeit
(10) Lucas Geitner			
1	47.019	+3.783	9:22:39.678
2	45.325	+2.089	9:23:25.003
3	45.776	+2.540	9:24:10.779
4	46.106	+2.870	9:24:56.885
5	44.424	+1.188	9:25:41.309
6	47.651	+4.415	9:26:28.960
7	47.277	+4.041	9:27:16.237
8	44.050	+0.814	9:28:00.287
9	44.672	+1.436	9:28:44.959
10	47.281	+4.045	9:29:32.240
11	44.253	+1.017	9:30:16.493
12	43.236		9:30:59.729
13	43.457	+0.221	9:31:43.186

Runde	Rundenzeit	Diff.	Tageszeit
(3) Timon Salewski			
1	46.860	+3.270	9:22:44.805
2	45.714	+2.124	9:23:30.519
3	44.905	+1.315	9:24:15.424
4	45.108	+1.518	9:25:00.532
5	44.267	+0.677	9:25:44.799
6	44.978	+1.388	9:26:29.777
7	46.753	+3.163	9:27:16.530
8	44.557	+0.967	9:28:01.087
9	44.715	+1.125	9:28:45.802
10	45.208	+1.618	9:29:31.010
11	43.987	+0.397	9:30:14.997
12	43.590		9:30:58.587
13	44.736	+1.146	9:31:43.323

Runde	Rundenzeit	Diff.	Tageszeit
(12) Colin Hufnagel			
1	47.695	+3.906	9:22:42.105
2	45.830	+2.041	9:23:27.935
3	44.855	+1.066	9:24:12.790
4	44.745	+0.956	9:24:57.535
5	44.112	+0.323	9:25:41.647
6	47.370	+3.581	9:26:29.017
7	47.886	+4.097	9:27:16.903
8	46.966	+3.177	9:28:03.869
9	44.309	+0.520	9:28:48.178
10	47.247	+3.458	9:29:35.425
11	44.402	+0.613	9:30:19.827
12	43.789		9:31:03.616
13	43.914	+0.125	9:31:47.530

Runde	Rundenzeit	Diff.	Tageszeit
(23) Maximilian Sohnus			
1	54.887	+9.726	9:22:53.349
2	51.456	+6.295	9:23:44.805
3	49.125	+3.964	9:24:33.930
4	47.106	+1.945	9:25:21.036
5	46.081	+0.920	9:26:07.117
6	46.474	+1.313	9:26:53.591
7	48.111	+2.950	9:27:41.702
8	45.713	+0.552	9:28:27.415
9	45.482	+0.321	9:29:12.897
10	45.603	+0.442	9:29:58.500
11	45.544	+0.383	9:30:44.044
12	45.161		9:31:29.205

Runde	Rundenzeit	Diff.	Tageszeit
(34) Giuseppe Inverso			
1	52.096	+6.831	9:22:54.513
2	50.918	+5.653	9:23:45.431
3	49.100	+3.835	9:24:34.531
4	48.103	+2.838	9:25:22.634
5	46.739	+1.474	9:26:09.373

Runde	Rundenzeit	Diff.	Tageszeit
6	46.085	+0.820	9:26:55.458
7	48.538	+3.273	9:27:43.996
8	45.930	+0.665	9:28:29.926
9	45.614	+0.349	9:29:15.540
10	45.613	+0.348	9:30:01.153
11	45.768	+0.503	9:30:46.921
12	45.265		9:31:32.186

Runde	Rundenzeit	Diff.	Tageszeit
(7) Toni Erhard			
1	53.897	+8.239	9:22:58.254
2	51.414	+5.756	9:23:49.668
3	50.371	+4.713	9:24:40.039
4	47.508	+1.850	9:25:27.547
5	46.467	+0.809	9:26:14.014
6	46.812	+1.154	9:27:00.826
7	47.648	+1.990	9:27:48.474
8	47.351	+1.693	9:28:35.825
9	47.371	+1.713	9:29:23.196
10	46.371	+0.713	9:30:09.567
11	45.658		9:30:55.225
12	47.606	+1.948	9:31:42.831

Runde	Rundenzeit	Diff.	Tageszeit
(20) Philip Jork			
1	55.008	+8.699	9:22:53.570
2	51.371	+5.062	9:23:44.941
3	49.242	+2.933	9:24:34.183
4	48.031	+1.722	9:25:22.214
5	47.321	+1.012	9:26:09.535
6	46.848	+0.539	9:26:56.383
7	51.926	+5.617	9:27:48.309
8	47.192	+0.883	9:28:35.501
9	46.739	+0.430	9:29:22.240
10	46.525	+0.216	9:30:08.765
11	46.309		9:30:55.074
12	47.497	+1.188	9:31:42.571

Runde	Rundenzeit	Diff.	Tageszeit
(6) Aaron Schäfer			
1	54.353	+7.679	9:23:02.946
2	51.905	+5.231	9:23:54.851
3	50.254	+3.580	9:24:45.105
4	48.820	+2.146	9:25:33.925
5	47.884	+1.210	9:26:21.809
6	47.535	+0.861	9:27:09.344
7	47.663	+0.989	9:27:57.007
8	49.344	+2.670	9:28:46.351
9	49.276	+2.602	9:29:35.627
10	47.388	+0.714	9:30:23.015
11	46.674		9:31:09.689
12	47.311	+0.637	9:31:57.000

Runde	Rundenzeit	Diff.	Tageszeit
(31) Adrian Hähle			
1	58.809	+12.102	9:23:11.787
2	51.131	+4.424	9:24:02.918
3	49.748	+3.041	9:24:52.666
4	48.573	+1.866	9:25:41.239
5	47.643	+0.936	9:26:28.882
6	47.410	+0.703	9:27:16.292
7	47.497	+0.790	9:28:03.789
8	48.054	+1.347	9:28:51.843
9	46.707		9:29:38.550
10	48.184	+1.477	9:30:26.734
11	47.157	+0.450	9:31:13.891
12	47.338	+0.631	9:32:01.229

Runde	Rundenzeit	Diff.	Tageszeit
(38) Kevin Forster			
1	54.870	+5.992	9:22:57.833

Runde	Rundenzeit	Diff.	Tageszeit
2	52.513	+3.635	9:23:50.346
3	50.211	+1.333	9:24:40.557
4	49.139	+0.261	9:25:29.696
5	48.941	+0.063	9:26:18.637
6	49.287	+0.409	9:27:07.924
7	48.878		9:27:56.802
8	48.996	+0.118	9:28:45.798
9	50.065	+1.187	9:29:35.863
10	50.137	+1.259	9:30:26.000
11	48.971	+0.093	9:31:14.971
12	50.045	+1.167	9:32:05.016

Runde	Rundenzeit	Diff.	Tageszeit
(2) Lukas Franke			
1	54.576	+5.403	9:22:57.108
2	53.575	+4.402	9:23:50.683
3	50.482	+1.309	9:24:41.165
4	50.524	+1.351	9:25:31.689
5	49.671	+0.498	9:26:21.360
6	50.920	+1.747	9:27:12.280
7	50.576	+1.403	9:28:02.856
8	49.173		9:28:52.029
9	49.549	+0.376	9:29:41.578
10	49.589	+0.416	9:30:31.167
11	51.574	+2.401	9:31:22.741
12	49.981	+0.808	9:32:12.722

Runde	Rundenzeit	Diff.	Tageszeit
(19) Steven Brauner			
1	1:02.749	+11.899	9:23:17.622
2	54.991	+4.141	9:24:12.613
3	53.586	+2.736	9:25:06.199
4	54.365	+3.515	9:26:00.564
5	53.267	+2.417	9:26:53.831
6	54.556	+3.706	9:27:48.387
7	51.337	+0.487	9:28:39.724
8	51.767	+0.917	9:29:31.491
9	51.444	+0.594	9:30:22.935
10	50.850		9:31:13.785
11	51.052	+0.202	9:32:04.837

Runde	Rundenzeit	Diff.	Tageszeit
(28) Leo Waldmann			
1	1:00.959	+8.150	9:23:14.151
2	55.955	+3.146	9:24:10.106
3	55.506	+2.697	9:25:05.612
4	54.299	+1.490	9:25:59.911
5	53.353	+0.544	9:26:53.264
6	54.659	+1.850	9:27:47.923
7	54.514	+1.705	9:28:42.437
8	52.809		9:29:35.246
9	53.681	+0.872	9:30:28.927
10	53.186	+0.377	9:31:22.113

Zeitnahmekommissar & Auswertung

Orbits

Rennleiter



www.mylaps.com

ortservice Schleswig

NAKC Geesthacht

Nach bester Rundenzeit sortiert

Einsteiger

Heidbergring 0,850 Km

Warm Up Gr. 2

28.08.2011 09:38

Training started at 9:35:27

Pos.	St.Nr.	Name	Klasse	Runden	Beste Zeit.	Diff.	In Runde
1	27	Robin Jörger	Ein	10	41.850		10
2	54	Matyas Bílek	Ein	9	41.897	0.047	8
3	5	Leon Czichos	Ein	13	42.276	0.426	9
4	18	Tim Georgi	Ein	13	42.371	0.521	13
5	14	Matthias Meggle	Ein	13	42.415	0.565	11
6	55	Kevin Sieder	Ein	13	42.579	0.729	12
7	51	Patrik Tomes	Ein	13	43.329	1.479	9
8	16	Jonas Hähle	Ein	13	43.369	1.519	4
9	26	Jennifer Küther	Ein	11	47.274	5.424	8

Zeitnahmekommissar & Auswertung

Orbits

Rennleiter



www.mylaps.com
 ortservice Schleswig

NAKC Geesthacht

Einsteiger

Heidbergring 0,850 Km

Warm Up Gr. 2

28.08.2011 09:38

Training started at 9:35:27



Runde	Rundenzeit	Diff.	Tageszeit
(27) Robin Jörger			
1	47.089	+5.239	9:38:09.316
2	43.794	+1.944	9:38:53.110
3	43.655	+1.805	9:39:36.765
4	42.753	+0.903	9:40:19.518
5	42.464	+0.614	9:41:01.982
6	42.265	+0.415	9:41:44.247
7	41.986	+0.136	9:42:26.233
8	1:11.662	+29.812	9:43:37.895
9	42.552	+0.702	9:44:20.447
10	41.850		9:45:02.297

Runde	Rundenzeit	Diff.	Tageszeit
(54) Matyas Bilek			
1	49.508	+7.611	9:39:06.511
2	45.614	+3.717	9:39:52.125
3	1:07.939	+26.042	9:41:00.064
4	43.067	+1.170	9:41:43.131
5	42.770	+0.873	9:42:25.901
6	42.531	+0.634	9:43:08.432
7	42.605	+0.708	9:43:51.037
8	41.897		9:44:32.934
9	42.451	+0.554	9:45:15.385

Runde	Rundenzeit	Diff.	Tageszeit
(5) Leon Czichos			
1	48.513	+6.237	9:36:16.718
2	45.333	+3.057	9:37:02.051
3	44.484	+2.208	9:37:46.535
4	43.391	+1.115	9:38:29.926
5	42.851	+0.575	9:39:12.777
6	42.703	+0.427	9:39:55.480
7	42.988	+0.712	9:40:38.468
8	42.783	+0.507	9:41:21.251
9	42.276		9:42:03.527
10	1:08.597	+26.321	9:43:12.124
11	42.488	+0.212	9:43:54.612
12	42.514	+0.238	9:44:37.126
13	42.342	+0.066	9:45:19.468

Runde	Rundenzeit	Diff.	Tageszeit
(18) Tim Georgi			
1	49.130	+6.759	9:36:16.849
2	46.423	+4.052	9:37:03.272
3	44.833	+2.462	9:37:48.105
4	43.743	+1.372	9:38:31.848
5	44.890	+2.519	9:39:16.738
6	43.662	+1.291	9:40:00.400
7	43.041	+0.670	9:40:43.441
8	43.191	+0.820	9:41:26.632
9	42.977	+0.606	9:42:09.609
10	42.787	+0.416	9:42:52.396
11	42.927	+0.556	9:43:35.323
12	42.446	+0.075	9:44:17.769
13	42.371		9:45:00.140

Runde	Rundenzeit	Diff.	Tageszeit
(14) Matthias Meggle			
1	47.365	+4.950	9:36:17.166
2	45.146	+2.731	9:37:02.312
3	43.898	+1.483	9:37:46.210
4	43.130	+0.715	9:38:29.340
5	42.961	+0.546	9:39:12.301
6	42.879	+0.464	9:39:55.180
7	42.624	+0.209	9:40:37.804
8	42.758	+0.343	9:41:20.562
9	42.627	+0.212	9:42:03.189
10	43.410	+0.995	9:42:46.599
11	42.415		9:43:29.014

Runde	Rundenzeit	Diff.	Tageszeit
12	42.452	+0.037	9:44:11.466
13	42.491	+0.076	9:44:53.957

Runde	Rundenzeit	Diff.	Tageszeit
(55) Kevin Sieder			
1	47.925	+5.346	9:36:17.596
2	45.978	+3.399	9:37:03.574
3	45.411	+2.832	9:37:48.985
4	43.150	+0.571	9:38:32.135
5	44.525	+1.946	9:39:16.660
6	43.133	+0.554	9:39:59.793
7	42.812	+0.233	9:40:42.605
8	42.616	+0.037	9:41:25.221
9	42.931	+0.352	9:42:08.152
10	42.690	+0.111	9:42:50.842
11	43.154	+0.575	9:43:33.996
12	42.579		9:44:16.575
13	42.824	+0.245	9:44:59.399

Runde	Rundenzeit	Diff.	Tageszeit
(51) Patrik Tomes			
1	49.310	+5.981	9:36:24.216
2	45.674	+2.345	9:37:09.890
3	45.374	+2.045	9:37:55.264
4	44.089	+0.760	9:38:39.353
5	43.963	+0.634	9:39:23.316
6	43.773	+0.444	9:40:07.089
7	43.719	+0.390	9:40:50.808
8	43.448	+0.119	9:41:34.256
9	43.329		9:42:17.585
10	43.616	+0.287	9:43:01.201
11	44.240	+0.911	9:43:45.441
12	46.189	+2.860	9:44:31.630
13	44.853	+1.524	9:45:16.483

Runde	Rundenzeit	Diff.	Tageszeit
(16) Jonas Hähle			
1	48.069	+4.700	9:36:19.822
2	44.480	+1.111	9:37:04.302
3	45.410	+2.041	9:37:49.712
4	43.369		9:38:33.081
5	43.899	+0.530	9:39:16.980
6	44.018	+0.649	9:40:00.998
7	45.288	+1.919	9:40:46.286
8	45.012	+1.643	9:41:31.298
9	44.042	+0.673	9:42:15.340
10	45.227	+1.858	9:43:00.567
11	45.127	+1.758	9:43:45.694
12	45.494	+2.125	9:44:31.188
13	45.789	+2.420	9:45:16.977

Runde	Rundenzeit	Diff.	Tageszeit
(26) Jennifer Küther			
1	50.955	+3.681	9:36:26.120
2	48.991	+1.717	9:37:15.111
3	48.128	+0.854	9:38:03.239
4	47.697	+0.423	9:38:50.936
5	47.598	+0.324	9:39:38.534
6	47.279	+0.005	9:40:25.813
7	47.492	+0.218	9:41:13.305
8	47.274		9:42:00.579
9	48.119	+0.845	9:42:48.698
10	48.206	+0.932	9:43:36.904
11	47.795	+0.521	9:44:24.699

Zeitnahmekommissar & Auswertung

Orbits

Rennleiter



www.mylaps.com
ortservice Schleswig

NAKC Geesthacht

Nach Runden sortiert

Einsteiger
 Rennen 1
 Rennen (16 Runden) started at 17:33:47

Heidbergring 0,850 Km
 27.08.2011 17:30



Pos.	St.Nr.	Name	Ort	Runden	Gesamtzeit	Fahrzeug	Team
1	55	Kevin Sieder	Wieselburg	16	11:53.029	NSR 50	-
2	27	Robin Jörger	Offenburg	16	11:54.924	NSF 100	ADAC Südbaden e.V.
3	54	Matyas Bílek	Milovice	16	11:57.437	NSR 50	Rohac@Fejta motoracingteam
4	14	Matthias Meggle	Dietmannsried	16	11:57.999	NSR 50	Team Zweirad Meggle
5	5	Leon Czichos	Stadland	16	11:58.475	NSR 50	-
6	18	Tim Georgi	Berlin	16	12:04.269	NSR 50	ADAC Berlin Brandenburg e.V.
7	16	Jonas Hähle	Erlbach-Kirchberg	16	12:13.987	NSR 50	ADAC Racing Team AMC Sari
8	51	Patrik Tomes	Veresegyhaz	16	12:14.085	NSR 50	-
9	26	Jennifer Küther	Heroldstatt	15	12:23.295	NSR 50	ADAC Württemberg e.V.

Vorsprung	Durchschnitts Geschwindigkeit	Beste Rundenzeit	Beste Geschw.	Beste Runde von
1.895	68,665	42.056	72,760	55 - Kevin Sieder

Zeitnahmekommissar & Auswertung Orbits

Rennleiter



NAKC Geesthacht

Einsteiger

Heidbergring 0,850 Km

Rennen 1

27.08.2011 17:30

Rennen (16 Runden) started at 17:33:47

Runde	Rundenzeit	Diff.	Tageszeit
(55) Kevin Sieder			
1	48.342	+6.286	17:35:00.787
2	43.595	+1.539	17:35:44.382
3	43.395	+1.339	17:36:27.777
4	43.697	+1.641	17:37:11.474
5	42.714	+0.658	17:37:54.188
6	42.645	+0.589	17:38:36.833
7	42.499	+0.443	17:39:19.332
8	43.500	+1.444	17:40:02.832
9	42.554	+0.498	17:40:45.386
10	42.295	+0.239	17:41:27.681
11	42.286	+0.230	17:42:09.967
12	42.098	+0.042	17:42:52.065
13	42.347	+0.291	17:43:34.412
14	42.171	+0.115	17:44:16.583
15	42.056		17:44:58.639
16	42.260	+0.204	17:45:40.899

Runde	Rundenzeit	Diff.	Tageszeit
(27) Robin Jörger			
1	1:12.273	+30.170	17:35:00.143
2	43.659	+1.556	17:35:43.802
3	43.174	+1.071	17:36:26.976
4	43.086	+0.983	17:37:10.062
5	43.039	+0.936	17:37:53.101
6	42.964	+0.861	17:38:36.065
7	43.041	+0.938	17:39:19.106
8	43.777	+1.674	17:40:02.883
9	42.800	+0.697	17:40:45.683
10	42.491	+0.388	17:41:28.174
11	42.865	+0.762	17:42:11.039
12	42.249	+0.146	17:42:53.288
13	42.103		17:43:35.391
14	42.360	+0.257	17:44:17.751
15	42.469	+0.366	17:45:00.220
16	42.574	+0.471	17:45:42.794

Runde	Rundenzeit	Diff.	Tageszeit
(54) Matyas Bilek			
1	49.901	+7.803	17:35:02.907
2	44.792	+2.694	17:35:47.699
3	44.098	+2.000	17:36:31.797
4	43.318	+1.220	17:37:15.115
5	43.002	+0.904	17:37:58.117
6	42.762	+0.664	17:38:40.879
7	42.479	+0.381	17:39:23.358
8	42.294	+0.196	17:40:05.652
9	42.337	+0.239	17:40:47.989
10	42.347	+0.249	17:41:30.336
11	43.111	+1.013	17:42:13.447
12	42.098		17:42:55.545
13	42.610	+0.512	17:43:38.155
14	42.595	+0.497	17:44:20.750
15	42.240	+0.142	17:45:02.990
16	42.317	+0.219	17:45:45.307

Runde	Rundenzeit	Diff.	Tageszeit
(14) Matthias Meggle			
1	1:06.556	+24.033	17:35:00.419
2	43.819	+1.296	17:35:44.238
3	43.321	+0.798	17:36:27.559
4	43.156	+0.633	17:37:10.715
5	42.731	+0.208	17:37:53.446
6	43.801	+1.278	17:38:37.247
7	42.720	+0.197	17:39:19.967
8	43.019	+0.496	17:40:02.986
9	43.222	+0.699	17:40:46.208
10	43.019	+0.496	17:41:29.227

Runde	Rundenzeit	Diff.	Tageszeit
11	43.030	+0.507	17:42:12.257
12	42.624	+0.101	17:42:54.881
13	43.000	+0.477	17:43:37.881
14	42.744	+0.221	17:44:20.625
15	42.721	+0.198	17:45:03.346
16	42.523		17:45:45.869

Runde	Rundenzeit	Diff.	Tageszeit
(5) Leon Czichos			
1	1:11.836	+29.460	17:35:01.672
2	43.289	+0.913	17:35:44.961
3	43.533	+1.157	17:36:28.494
4	43.395	+1.019	17:37:11.889
5	42.857	+0.481	17:37:54.746
6	42.997	+0.621	17:38:37.743
7	42.903	+0.527	17:39:20.646
8	42.675	+0.299	17:40:03.321
9	43.425	+1.049	17:40:46.746
10	42.741	+0.365	17:41:29.487
11	44.109	+1.733	17:42:13.596
12	42.471	+0.095	17:42:56.067
13	42.534	+0.158	17:43:38.601
14	42.818	+0.442	17:44:21.419
15	42.550	+0.174	17:45:03.969
16	42.376		17:45:46.345

Runde	Rundenzeit	Diff.	Tageszeit
(18) Tim Georgi			
1	50.573	+7.796	17:35:03.657
2	44.604	+1.827	17:35:48.261
3	43.700	+0.923	17:36:31.961
4	43.510	+0.733	17:37:15.471
5	43.081	+0.304	17:37:58.552
6	43.176	+0.399	17:38:41.728
7	43.014	+0.237	17:39:24.742
8	43.043	+0.266	17:40:07.785
9	42.912	+0.135	17:40:50.697
10	43.018	+0.241	17:41:33.715
11	43.194	+0.417	17:42:16.909
12	43.122	+0.345	17:43:00.031
13	42.777		17:43:42.808
14	42.943	+0.166	17:44:25.751
15	43.256	+0.479	17:45:09.007
16	43.132	+0.355	17:45:52.139

Runde	Rundenzeit	Diff.	Tageszeit
(16) Jonas Hähle			
1	50.357	+7.229	17:35:03.649
2	45.229	+2.101	17:35:48.878
3	44.307	+1.179	17:36:33.185
4	44.247	+1.119	17:37:17.432
5	43.948	+0.820	17:38:01.380
6	43.976	+0.848	17:38:45.356
7	44.000	+0.872	17:39:29.356
8	44.131	+1.003	17:40:13.487
9	43.841	+0.713	17:40:57.328
10	43.930	+0.802	17:41:41.258
11	43.995	+0.867	17:42:25.253
12	43.128		17:43:08.381
13	43.222	+0.094	17:43:51.603
14	43.709	+0.581	17:44:35.312
15	43.240	+0.112	17:45:18.552
16	43.305	+0.177	17:46:01.857

Runde	Rundenzeit	Diff.	Tageszeit
(51) Patrik Tomes			
1	50.879	+7.874	17:35:04.441
2	45.446	+2.441	17:35:49.887
3	44.577	+1.572	17:36:34.464
4	44.001	+0.996	17:37:18.465

Runde	Rundenzeit	Diff.	Tageszeit
5	43.583	+0.578	17:38:02.048
6	43.640	+0.635	17:38:45.688
7	43.826	+0.821	17:39:29.514
8	44.048	+1.043	17:40:13.562
9	43.951	+0.946	17:40:57.513
10	43.797	+0.792	17:41:41.310
11	43.620	+0.615	17:42:24.930
12	43.184	+0.179	17:43:08.114
13	43.005		17:43:51.119
14	44.260	+1.255	17:44:35.379
15	43.378	+0.373	17:45:18.757
16	43.198	+0.193	17:46:01.955

Runde	Rundenzeit	Diff.	Tageszeit
(26) Jennifer Küther			
1	51.445	+4.564	17:35:05.185
2	47.611	+0.730	17:35:52.796
3	47.944	+1.063	17:36:40.740
4	47.130	+0.249	17:37:27.870
5	47.082	+0.201	17:38:14.952
6	47.103	+0.222	17:39:02.055
7	47.723	+0.842	17:39:49.778
8	47.227	+0.346	17:40:37.005
9	47.565	+0.684	17:41:24.570
10	48.954	+2.073	17:42:13.524
11	48.534	+1.653	17:43:02.058
12	47.626	+0.745	17:43:49.684
13	47.717	+0.836	17:44:37.401
14	46.883	+0.002	17:45:24.284
15	46.881		17:46:11.165

Zeitnahmekommissar & Auswertung

Rennleiter

Orbits



NAKC Geesthacht
Nach Runden sortiert

Einsteiger Heidbergring 0,850 Km
 Rennen 2 27.08.2011 17:52
 Rennen (14 Runden) started at 17:55:17



Pos.	St.Nr.	Name	Ort	Runden	Gesamtzeit	Fahrzeug	Team
1	10	Lucas Geitner	Wernberg Köblitz	14	11:16.842	NSR 50	ADAC Team Nordbayern e.V.
2	3	Timon Salewski	Bardowick	14	11:18.031	NSR 50	Müller Motorradteile
3	23	Maximilian Sohnius	Hausham	14	11:24.241	NSF 100	PBIG-M e.V.
4	34	Giuseppe Inverso	Bad Vilbel	14	11:31.633	NSR 50	Giuseppe-Racing
5	7	Toni Erhard	Schwarzenberg	14	11:33.204	NSF 100	ADAC Racing Team AMC Sari
6	12	Colin Hufnagel	Erzhausen	14	11:34.138	NSR 50	ADAC Hessen Thüringen e.V.
7	20	Philip Jork	Naumburg	14	11:47.004	NSR 50	1. MSC Jena e.V.
8	31	Adrian Hähle	Erlbach-Kirchberg	14	11:49.709	NSR 50	ADAC Racing Team AMC Sari
9	1	Nik Kogelbauer	Langenfeld	13	11:24.151	NSR 50	SK RACING TEAM
10	6	Aaron Schäfer	Schorndorf-Buhlbro	13	11:30.283	NSR 50	ADAC Württemberg e.V.
11	38	Kevin Forster	Wernberg-Köblitz	13	11:34.192	NSR 50	ADAC Team Nordbayern e.V.
12	2	Lukas Franke	Naumburg	13	11:47.347	NSR 50	ADAC Racing Team AMC Sari
13	19	Steven Brauner	Zaberfeld	12	11:54.640	NSR 50	ADAC Württemberg e.V.
14	28	Leo Waldmann	Obing	12	11:54.706	NSR 50	Waldi Racing

Nicht Klassifiziert

NS	30	Christopher Kogelbauer	Langenfeld			NSR 50	SK RACING TEAM
----	----	------------------------	------------	--	--	--------	----------------

Bemerkungen
 Str. Nr. 6 + 10 Sec. Frühstart
 Str. Nr. 6 + 10 Sec. Frühstart

Vorsprung	Durchschnitts Geschwindigkeit	Beste Rundenzeit	Beste Geschw.	Beste Runde von
1.189	63,294	44.109	69,374	3 - Timon Salewski

Zeitnahmekommissar & Auswertung Orbits

Rennleiter

NAKC Geesthacht

Einsteiger

Heidberggring 0,850 Km

Rennen 2

27.08.2011 17:52

Rennen (14 Runden) started at 17:55:17

Runde	Rundenzeit	Diff.	Tageszeit
(10) Lucas Geitner			
1	1:27.461	+43.156	17:56:45.303
2	46.540	+2.235	17:57:31.843
3	45.841	+1.536	17:58:17.684
4	46.541	+2.236	17:59:04.225
5	45.958	+1.653	17:59:50.183
6	46.386	+2.081	18:00:36.569
7	44.523	+0.218	18:01:21.092
8	44.320	+0.015	18:02:05.412
9	44.724	+0.419	18:02:50.136
10	44.718	+0.413	18:03:34.854
11	46.063	+1.758	18:04:20.917
12	44.321	+0.016	18:05:05.238
13	44.682	+0.377	18:05:49.920
14	44.305		18:06:34.225

Runde	Rundenzeit	Diff.	Tageszeit
(3) Timon Salewski			
1	51.197	+7.088	17:56:48.674
2	45.780	+1.671	17:57:34.454
3	46.277	+2.168	17:58:20.731
4	45.143	+1.034	17:59:05.874
5	44.903	+0.794	17:59:50.777
6	45.071	+0.962	18:00:35.848
7	44.288	+0.179	18:01:20.136
8	44.109		18:02:04.245
9	45.140	+1.031	18:02:49.385
10	44.795	+0.686	18:03:34.180
11	46.649	+2.540	18:04:20.829
12	44.436	+0.327	18:05:05.265
13	44.797	+0.688	18:05:50.062
14	45.352	+1.243	18:06:35.414

Runde	Rundenzeit	Diff.	Tageszeit
(23) Maximilian Sohnus			
1	49.985	+5.338	17:56:46.750
2	47.200	+2.553	17:57:33.950
3	46.095	+1.448	17:58:20.045
4	46.109	+1.462	17:59:06.154
5	45.481	+0.834	17:59:51.635
6	46.169	+1.522	18:00:37.804
7	44.995	+0.348	18:01:22.799
8	44.911	+0.264	18:02:07.710
9	44.647		18:02:52.357
10	46.574	+1.927	18:03:38.931
11	46.658	+2.011	18:04:25.589
12	45.036	+0.389	18:05:10.625
13	44.939	+0.292	18:05:55.564
14	46.060	+1.413	18:06:41.624

Runde	Rundenzeit	Diff.	Tageszeit
(34) Giuseppe Inverso			
1	1:28.649	+43.041	17:56:46.032
2	46.764	+1.156	17:57:32.796
3	46.161	+0.553	17:58:18.957
4	46.754	+1.146	17:59:05.711
5	45.952	+0.344	17:59:51.663
6	48.389	+2.781	18:00:40.052
7	45.951	+0.343	18:01:26.003
8	45.608		18:02:11.611
9	45.867	+0.259	18:02:57.478
10	45.678	+0.070	18:03:43.156
11	46.129	+0.521	18:04:29.285
12	47.582	+1.974	18:05:16.867
13	46.366	+0.758	18:06:03.233
14	45.783	+0.175	18:06:49.016

Runde	Rundenzeit	Diff.	Tageszeit
(7) Toni Erhard			

Runde	Rundenzeit	Diff.	Tageszeit
1	52.681	+7.585	17:56:49.666
2	47.117	+2.021	17:57:36.783
3	47.645	+2.549	17:58:24.428
4	47.679	+2.583	17:59:12.107
5	46.155	+1.059	17:59:58.262
6	46.023	+0.927	18:00:44.285
7	47.201	+2.105	18:01:31.486
8	45.237	+0.141	18:02:16.723
9	45.630	+0.534	18:03:02.353
10	45.255	+0.159	18:03:47.608
11	45.419	+0.323	18:04:33.027
12	47.188	+2.092	18:05:20.215
13	45.096		18:06:05.311
14	45.276	+0.180	18:06:50.587

Runde	Rundenzeit	Diff.	Tageszeit
(12) Colin Hufnagel			
1	52.904	+8.137	17:56:49.494
2	47.647	+2.880	17:57:37.141
3	47.753	+2.986	17:58:24.894
4	47.987	+3.220	17:59:12.881
5	47.310	+2.543	18:00:00.191
6	46.644	+1.877	18:00:46.835
7	46.773	+2.006	18:01:33.608
8	44.767		18:02:18.375
9	44.875	+0.108	18:03:03.250
10	45.157	+0.390	18:03:48.407
11	45.179	+0.412	18:04:33.586
12	47.895	+3.128	18:05:21.481
13	44.819	+0.052	18:06:06.300
14	45.221	+0.454	18:06:51.521

Runde	Rundenzeit	Diff.	Tageszeit
(20) Philip Jork			
1	52.175	+5.992	17:56:48.285
2	48.238	+2.055	17:57:36.523
3	47.627	+1.444	17:58:24.150
4	48.494	+2.311	17:59:12.644
5	47.096	+0.913	17:59:59.740
6	47.851	+1.668	18:00:47.591
7	47.263	+1.080	18:01:34.854
8	47.185	+1.002	18:02:22.039
9	46.639	+0.456	18:03:08.678
10	46.484	+0.301	18:03:55.162
11	46.330	+0.147	18:04:41.492
12	46.183		18:05:27.675
13	48.113	+1.930	18:06:15.788
14	48.599	+2.416	18:07:04.387

Runde	Rundenzeit	Diff.	Tageszeit
(31) Adrian Hähle			
1	1:10.118	+23.693	17:56:52.307
2	48.442	+2.017	17:57:40.749
3	47.432	+1.007	17:58:28.181
4	47.321	+0.896	17:59:15.502
5	47.197	+0.772	18:00:02.699
6	46.894	+0.469	18:00:49.593
7	48.412	+1.987	18:01:38.005
8	48.082	+1.657	18:02:26.087
9	46.856	+0.431	18:03:12.943
10	46.425		18:03:59.368
11	46.785	+0.360	18:04:46.153
12	46.818	+0.393	18:05:32.971
13	46.540	+0.115	18:06:19.511
14	47.581	+1.156	18:07:07.092

Runde	Rundenzeit	Diff.	Tageszeit
(1) Nik Kogelbauer			
1	55.697	+7.604	17:56:52.729
2	49.826	+1.733	17:57:42.555

Runde	Rundenzeit	Diff.	Tageszeit
3	49.467	+1.374	17:58:32.022
4	49.395	+1.302	17:59:21.417
5	49.120	+1.027	18:00:10.537
6	49.113	+1.020	18:00:59.650
7	48.736	+0.643	18:01:48.386
8	48.482	+0.389	18:02:36.868
9	51.725	+3.632	18:03:28.593
10	48.164	+0.071	18:04:16.757
11	48.503	+0.410	18:05:05.260
12	48.093		18:05:53.353
13	48.181	+0.088	18:06:41.534

Runde	Rundenzeit	Diff.	Tageszeit
(6) Aaron Schäfer			
1	57.078	+9.318	17:56:54.211
2	50.001	+2.241	17:57:44.212
3	48.809	+1.049	17:58:33.021
4	48.652	+0.892	17:59:21.673
5	49.217	+1.457	18:00:10.890
6	49.166	+1.406	18:01:00.056
7	48.442	+0.682	18:01:48.498
8	47.760		18:02:36.258
9	49.684	+1.924	18:03:25.942
10	48.400	+0.280	18:04:13.982
11	47.855	+0.095	18:05:01.837
12	48.043	+0.283	18:05:49.880
13	47.786	+0.026	18:06:37.666

Runde	Rundenzeit	Diff.	Tageszeit
(38) Kevin Forster			
1	57.133	+8.970	17:56:54.760
2	52.214	+4.051	17:57:46.974
3	51.942	+3.779	17:58:38.916
4	50.703	+2.540	17:59:29.619
5	49.657	+1.494	18:00:19.276
6	49.500	+1.337	18:01:08.776
7	48.913	+0.750	18:01:57.689
8	48.656	+0.493	18:02:46.345
9	48.687	+0.524	18:03:35.032
10	50.993	+2.830	18:04:26.025
11	48.915	+0.752	18:05:14.940
12	48.472	+0.309	18:06:03.412
13	48.163		18:06:51.575

Runde	Rundenzeit	Diff.	Tageszeit
(2) Lukas Franke			
1	57.759	+8.784	17:56:54.998
2	52.325	+3.350	17:57:47.323
3	52.172	+3.197	17:58:39.495
4	50.633	+1.658	17:59:30.128
5	50.216	+1.241	18:00:20.344
6	50.184	+1.209	18:01:10.528
7	50.308	+1.333	18:02:00.836
8	49.962	+0.987	18:02:50.798
9	48.975		18:03:39.773
10	49.531	+0.556	18:04:29.304
11	53.163	+4.188	18:05:22.467
12	51.888	+2.913	18:06:14.355
13	50.375	+1.400	18:07:04.730

Runde	Rundenzeit	Diff.	Tageszeit
(19) Steven Brauner			
1	1:00.659	+6.280	17:56:58.971
2	55.913	+1.534	17:57:54.884
3	55.473	+1.094	17:58:50.357
4	54.801	+0.422	17:59:45.158
5	56.917	+2.538	18:00:42.075
6	56.685	+2.306	18:01:38.760
7	55.587	+1.208	18:02:34.347
8	55.740	+1.361	18:03:30.087

Zeitnahmekommissar & Auswertung Orbits

Rennleiter

NAKC Geesthacht

Einsteiger

Heidbergring 0,850 Km

Rennen 2

27.08.2011 17:52

Rennen (14 Runden) started at 17:55:17



Runde	Rundenzeit	Diff.	Tageszeit
9	56.399	+2.020	18:04:26.486
10	55.839	+1.460	18:05:22.325
11	55.319	+0.940	18:06:17.644
12	54.379		18:07:12.023

(28) Leo Waldmann

Runde	Rundenzeit	Diff.	Tageszeit
1	59.352	+4.438	17:56:57.375
2	56.678	+1.764	17:57:54.053
3	55.492	+0.578	17:58:49.545
4	54.981	+0.067	17:59:44.526
5	56.747	+1.833	18:00:41.273
6	56.622	+1.708	18:01:37.895
7	55.791	+0.877	18:02:33.686
8	55.700	+0.786	18:03:29.386
9	56.099	+1.185	18:04:25.485
10	56.355	+1.441	18:05:21.840
11	55.335	+0.421	18:06:17.175
12	54.914		18:07:12.089

Runde	Rundenzeit	Diff.	Tageszeit
-------	------------	-------	-----------

Runde	Rundenzeit	Diff.	Tageszeit
-------	------------	-------	-----------

Zeitnahmekommissar & Auswertung

Orbits

Rennleiter





ADAC Mini Bike Cup

NAKC Geesthacht

Nach Runden sortiert

Einsteiger

Heidbergring 0,850 Km

Rennen 6

28.08.2011 11:30

Rennen (16 Runden) started at 11:33:02

Pos.	St.Nr.	Name	Ort	Runden	Gesamtzeit	Fahrzeug	Team
Ein							
1	14	Matthias Meggle	Dietmannsried	16	11:40.149	NSR 50	Team Zweirad Meggle
2	54	Matyas Bílek	Milovice	16	11:40.409	NSR 50	Rohac@Fejta motoracingteam
3	55	Kevin Sieder	Wieselburg	16	11:40.836	NSR 50	-
4	18	Tim Georgi	Berlin	16	11:43.773	NSR 50	ADAC Berlin Brandenburg e.V.
5	51	Patrik Tomes	Veresegyhaz	16	11:44.664	NSR 50	-
6	5	Leon Czichos	Stadland	16	11:45.856	NSR 50	-
7	16	Jonas Hähle	Erlbach-Kirchberg	16	11:53.667	NSR 50	ADAC Racing Team AMC Sari
8	26	Jennifer Küther	Heroldstatt	15	11:59.564	NSR 50	ADAC Württemberg e.V.

Ein100

1	27	Robin Jörger	Offenburg	16	11:44.203	NSF 100	ADAC Südbaden e.V.
---	----	--------------	-----------	----	-----------	---------	--------------------

Vorsprung	Durchschnitts Geschwindigkeit	Beste Rundenzeit	Beste Geschw.	Beste Runde von
0.260	69,928	41.574	73,604	55 - Kevin Sieder

Zeitnahmekommissar & Auswertung

Orbits

Rennleiter



www.mvlabs.com

leswig

NAKC Geesthacht

Einsteiger

Heidbergring 0,850 Km

Rennen 6

28.08.2011 11:30

Rennen (16 Runden) started at 11:33:02

Runde	Rundenzeit	Diff.	Tageszeit
(14) Matthias Meggle			
1	1:00.707	+19.017	11:34:09.532
2	42.657	+0.967	11:34:52.189
3	42.337	+0.647	11:35:34.526
4	42.464	+0.774	11:36:16.990
5	42.651	+0.961	11:36:59.641
6	42.555	+0.865	11:37:42.196
7	42.223	+0.533	11:38:24.419
8	42.208	+0.518	11:39:06.627
9	42.459	+0.769	11:39:49.086
10	42.257	+0.567	11:40:31.343
11	41.944	+0.254	11:41:13.287
12	42.184	+0.494	11:41:55.471
13	42.063	+0.373	11:42:37.534
14	41.954	+0.264	11:43:19.488
15	41.818	+0.128	11:44:01.306
16	41.690		11:44:42.996

Runde	Rundenzeit	Diff.	Tageszeit
(54) Matyas Bilek			
1	47.049	+5.447	11:34:10.706
2	43.001	+1.399	11:34:53.707
3	41.719	+0.117	11:35:35.426
4	41.853	+0.251	11:36:17.279
5	42.619	+1.017	11:36:59.898
6	42.539	+0.937	11:37:42.437
7	42.119	+0.517	11:38:24.556
8	42.165	+0.563	11:39:06.721
9	42.613	+1.011	11:39:49.334
10	42.183	+0.581	11:40:31.517
11	41.602		11:41:13.119
12	42.241	+0.639	11:41:55.360
13	41.928	+0.326	11:42:37.288
14	42.029	+0.427	11:43:19.317
15	41.880	+0.278	11:44:01.197
16	42.059	+0.457	11:44:43.256

Runde	Rundenzeit	Diff.	Tageszeit
(55) Kevin Sieder			
1	46.364	+4.790	11:34:09.409
2	42.551	+0.977	11:34:51.960
3	42.358	+0.784	11:35:34.318
4	42.869	+1.295	11:36:17.187
5	42.966	+1.392	11:37:00.153
6	43.315	+1.741	11:37:43.468
7	42.047	+0.473	11:38:25.515
8	41.944	+0.370	11:39:07.459
9	41.993	+0.419	11:39:49.452
10	42.202	+0.628	11:40:31.654
11	41.986	+0.412	11:41:13.640
12	42.821	+1.247	11:41:56.461
13	41.574		11:42:38.035
14	41.619	+0.045	11:43:19.654
15	41.981	+0.407	11:44:01.635
16	42.048	+0.474	11:44:43.683

Runde	Rundenzeit	Diff.	Tageszeit
(18) Tim Georgi			
1	46.305	+4.198	11:34:09.856
2	42.616	+0.509	11:34:52.472
3	42.418	+0.311	11:35:34.890
4	42.824	+0.717	11:36:17.714
5	42.483	+0.376	11:37:00.197
6	43.492	+1.385	11:37:43.689
7	42.299	+0.192	11:38:25.988
8	42.768	+0.661	11:39:08.756
9	42.391	+0.284	11:39:51.147
10	42.192	+0.085	11:40:33.339

Runde	Rundenzeit	Diff.	Tageszeit
11	42.170	+0.063	11:41:15.509
12	42.260	+0.153	11:41:57.769
13	42.376	+0.269	11:42:40.145
14	42.107		11:43:22.252
15	42.208	+0.101	11:44:04.460
16	42.160	+0.053	11:44:46.620

Runde	Rundenzeit	Diff.	Tageszeit
(27) Robin Jörger			
1	1:06.201	+24.578	11:34:09.048
2	42.478	+0.855	11:34:51.526
3	42.413	+0.790	11:35:33.939
4	42.869	+1.246	11:36:16.808
5	43.006	+1.383	11:36:59.814
6	43.170	+1.547	11:37:42.984
7	42.799	+1.176	11:38:25.783
8	43.600	+1.977	11:39:09.383
9	42.064	+0.441	11:39:51.447
10	42.325	+0.702	11:40:33.772
11	42.160	+0.537	11:41:15.932
12	42.104	+0.481	11:41:58.036
13	43.365	+1.742	11:42:41.401
14	41.623		11:43:23.024
15	41.843	+0.220	11:44:04.867
16	42.183	+0.560	11:44:47.050

Runde	Rundenzeit	Diff.	Tageszeit
(51) Patrik Tomes			
1	47.151	+5.352	11:34:11.222
2	43.149	+1.350	11:34:54.371
3	42.412	+0.613	11:35:36.783
4	42.484	+0.685	11:36:19.267
5	42.402	+0.603	11:37:01.669
6	42.563	+0.764	11:37:44.232
7	42.310	+0.511	11:38:26.542
8	42.880	+1.081	11:39:09.422
9	42.953	+1.154	11:39:52.375
10	42.423	+0.624	11:40:34.798
11	42.211	+0.412	11:41:17.009
12	42.184	+0.385	11:41:59.193
13	42.660	+0.861	11:42:41.853
14	41.799		11:43:23.652
15	41.878	+0.079	11:44:05.530
16	41.981	+0.182	11:44:47.511

Runde	Rundenzeit	Diff.	Tageszeit
(5) Leon Czichos			
1	47.135	+5.350	11:34:10.516
2	43.985	+2.200	11:34:54.501
3	42.739	+0.954	11:35:37.240
4	42.516	+0.731	11:36:19.756
5	42.341	+0.556	11:37:02.097
6	42.306	+0.521	11:37:44.403
7	42.351	+0.566	11:38:26.754
8	42.843	+1.058	11:39:09.597
9	42.402	+0.617	11:39:51.999
10	42.844	+1.059	11:40:34.843
11	41.808	+0.023	11:41:16.651
12	42.000	+0.215	11:41:58.651
13	44.198	+2.413	11:42:42.849
14	41.922	+0.137	11:43:24.771
15	42.147	+0.362	11:44:06.918
16	41.785		11:44:48.703

Runde	Rundenzeit	Diff.	Tageszeit
(16) Jonas Hähle			
1	47.819	+5.066	11:34:11.841
2	43.474	+0.721	11:34:55.315
3	43.127	+0.374	11:35:38.442
4	43.028	+0.275	11:36:21.470

Runde	Rundenzeit	Diff.	Tageszeit
5	42.937	+0.184	11:37:04.407
6	43.140	+0.387	11:37:47.547
7	42.753		11:38:30.300
8	42.992	+0.239	11:39:13.292
9	42.801	+0.048	11:39:56.093
10	42.825	+0.072	11:40:38.918
11	42.909	+0.156	11:41:21.827
12	42.849	+0.096	11:42:04.676
13	42.821	+0.068	11:42:47.497
14	42.905	+0.152	11:43:30.402
15	43.018	+0.265	11:44:13.420
16	43.094	+0.341	11:44:56.514

Runde	Rundenzeit	Diff.	Tageszeit
(26) Jennifer Küther			
1	49.813	+4.343	11:34:13.990
2	47.058	+1.588	11:35:01.048
3	46.259	+0.789	11:35:47.307
4	46.136	+0.666	11:36:33.443
5	46.086	+0.616	11:37:19.529
6	46.053	+0.583	11:38:05.582
7	46.053	+0.583	11:38:51.635
8	46.187	+0.717	11:39:37.822
9	45.814	+0.344	11:40:23.636
10	45.759	+0.289	11:41:09.395
11	47.223	+1.753	11:41:56.618
12	47.914	+2.444	11:42:44.532
13	46.419	+0.949	11:43:30.951
14	45.470		11:44:16.421
15	45.990	+0.520	11:45:02.411

Zeitnahmekommissar & Auswertung

Orbits

Rennleiter



www.mvlaps.com



Schleswig



ADAC Mini Bike Cup

NAKC Geesthacht

Nach Runden sortiert

Einsteiger

Heidbergring 0,850 Km

Rennen 7

28.08.2011 11:52

Rennen (14 Runden) started at 11:51:31

Pos.	St.Nr.	Name	Ort	Runden	Gesamtzeit	Fahrzeug	Team
Ein							
1	3	Timon Salewski	Bardowick	14	10:56.329	NSR 50	Müller Motorradteile
2	10	Lucas Geitner	Wernberg Köblitz	14	10:58.435	NSR 50	ADAC Team Nordbayern e.V.
3	12	Colin Hufnagel	Erzhausen	14	11:02.595	NSR 50	ADAC Hessen Thüringen e.V.
4	34	Giuseppe Inverso	Bad Vilbel	14	11:07.315	NSR 50	Giuseppe-Racing
5	20	Philip Jork	Naumburg	14	11:23.999	NSR 50	1. MSC Jena e.V.
6	31	Adrian Hähle	Erlbach-Kirchberg	14	11:35.475	NSR 50	ADAC Racing Team AMC Sari
7	6	Aaron Schäfer	Schorndorf-Buhlbro	14	11:38.003	NSR 50	ADAC Württemberg e.V.
8	38	Kevin Forster	Wernberg-Köblitz	13	10:57.455	NSR 50	ADAC Team Nordbayern e.V.
9	2	Lukas Franke	Naumburg	13	11:14.102	NSR 50	ADAC Racing Team AMC Sari
10	19	Steven Brauner	Zaberfeld	12	11:04.588	NSR 50	ADAC Württemberg e.V.
11	28	Leo Waldmann	Obing	12	11:28.152	NSR 50	Waldi Racing

Ein100

1	7	Toni Erhard	Schwarzenberg	14	10:58.890	NSF 100	ADAC Racing Team AMC Sari
2	23	Maximilian Sohnius	Hausham	14	11:00.558	NSF 100	PBIG-M e.V.

Vorsprung	Durchschnitts Geschwindigkeit	Beste Rundenzeit	Beste Geschw.	Beste Runde von
2.106	65,272	43.183	70,861	23 - Maximilian Sohnius

Zeitnahmekommissar & Auswertung

Orbits

Rennleiter



www.mvlabs.com

leswig

NAKC Geesthacht

Einsteiger

Heidbergring 0,850 Km

Rennen 7

28.08.2011 11:52

Rennen (14 Runden) started at 11:51:31

Runde	Rundenzeit	Diff.	Tageszeit
(3) Timon Salewski			
1	48.115	+4.331	11:52:55.135
2	44.158	+0.374	11:53:39.293
3	44.484	+0.700	11:54:23.777
4	44.269	+0.485	11:55:08.046
5	43.889	+0.105	11:55:51.935
6	43.799	+0.015	11:56:35.734
7	43.878	+0.094	11:57:19.612
8	43.842	+0.058	11:58:03.454
9	43.868	+0.084	11:58:47.322
10	43.978	+0.194	11:59:31.300
11	44.822	+1.038	12:00:16.122
12	43.933	+0.149	12:01:00.055
13	44.060	+0.276	12:01:44.115
14	43.784		12:02:27.899

Runde	Rundenzeit	Diff.	Tageszeit
(10) Lucas Geitner			
1	1:20.728	+37.245	11:52:52.532
2	45.443	+1.960	11:53:37.975
3	44.659	+1.176	11:54:22.634
4	45.455	+1.972	11:55:08.089
5	44.070	+0.587	11:55:52.159
6	44.413	+0.930	11:56:36.572
7	44.418	+0.935	11:57:20.990
8	44.183	+0.700	11:58:05.173
9	43.925	+0.442	11:58:49.098
10	43.901	+0.418	11:59:32.999
11	45.399	+1.916	12:00:18.398
12	43.859	+0.376	12:01:02.257
13	43.483		12:01:45.740
14	44.265	+0.782	12:02:30.005

Runde	Rundenzeit	Diff.	Tageszeit
(7) Toni Erhard			
1	49.359	+6.104	11:52:55.611
2	44.768	+1.513	11:53:40.379
3	44.540	+1.285	11:54:24.919
4	44.718	+1.463	11:55:09.637
5	44.135	+0.880	11:55:53.772
6	44.017	+0.762	11:56:37.789
7	45.002	+1.747	11:57:22.791
8	43.768	+0.513	11:58:06.559
9	43.255		11:58:49.814
10	43.931	+0.676	11:59:33.745
11	44.888	+1.633	12:00:18.633
12	43.958	+0.703	12:01:02.591
13	43.832	+0.577	12:01:46.423
14	44.037	+0.782	12:02:30.460

Runde	Rundenzeit	Diff.	Tageszeit
(23) Maximilian Sohnius			
1	47.715	+4.532	11:52:53.864
2	44.976	+1.793	11:53:38.840
3	45.347	+2.164	11:54:24.187
4	44.631	+1.448	11:55:08.818
5	44.231	+1.048	11:55:53.049
6	43.973	+0.790	11:56:37.022
7	44.735	+1.552	11:57:21.757
8	43.918	+0.735	11:58:05.675
9	43.893	+0.710	11:58:49.568
10	43.926	+0.743	11:59:33.494
11	46.491	+3.308	12:00:19.985
12	45.369	+2.186	12:01:05.354
13	43.183		12:01:48.537
14	43.591	+0.408	12:02:32.128

Runde	Rundenzeit	Diff.	Tageszeit
(12) Colin Hufnagel			

Runde	Rundenzeit	Diff.	Tageszeit
1	50.638	+7.302	11:52:56.648
2	45.916	+2.580	11:53:42.564
3	43.728	+0.392	11:54:26.292
4	43.594	+0.258	11:55:09.886
5	44.207	+0.871	11:55:54.093
6	44.125	+0.789	11:56:38.218
7	45.947	+2.611	11:57:24.165
8	43.411	+0.075	11:58:07.576
9	43.581	+0.245	11:58:51.157
10	43.719	+0.383	11:59:34.876
11	45.304	+1.968	12:00:20.180
12	46.353	+3.017	12:01:06.533
13	43.336		12:01:49.869
14	44.296	+0.960	12:02:34.165

Runde	Rundenzeit	Diff.	Tageszeit
(34) Giuseppe Inverso			
1	1:22.913	+38.568	11:52:54.483
2	45.549	+1.204	11:53:40.032
3	44.621	+0.276	11:54:24.653
4	44.762	+0.417	11:55:09.415
5	45.331	+0.986	11:55:54.746
6	44.367	+0.022	11:56:39.113
7	46.115	+1.770	11:57:25.228
8	44.345		11:58:09.573
9	44.728	+0.383	11:58:54.301
10	44.835	+0.490	11:59:39.136
11	44.808	+0.463	12:00:23.944
12	45.154	+0.809	12:01:09.098
13	44.505	+0.160	12:01:53.603
14	45.282	+0.937	12:02:38.885

Runde	Rundenzeit	Diff.	Tageszeit
(20) Philip Jork			
1	50.848	+5.359	11:52:56.390
2	46.096	+0.607	11:53:42.486
3	45.957	+0.468	11:54:28.443
4	46.170	+0.681	11:55:14.613
5	45.826	+0.337	11:56:00.439
6	45.653	+0.164	11:56:46.092
7	46.271	+0.782	11:57:32.363
8	46.414	+0.925	11:58:18.777
9	45.579	+0.090	11:59:04.356
10	45.489		11:59:49.845
11	45.635	+0.146	12:00:35.480
12	45.604	+0.115	12:01:21.084
13	46.220	+0.731	12:02:07.304
14	48.265	+2.776	12:02:55.569

Runde	Rundenzeit	Diff.	Tageszeit
(31) Adrian Hähle			
1	59.437	+13.356	11:53:00.226
2	48.751	+2.670	11:53:48.977
3	47.032	+0.951	11:54:36.009
4	46.725	+0.644	11:55:22.734
5	46.548	+0.467	11:56:09.282
6	46.314	+0.233	11:56:55.596
7	46.253	+0.172	11:57:41.849
8	47.197	+1.116	11:58:29.046
9	46.409	+0.328	11:59:15.455
10	46.888	+0.807	12:00:02.343
11	46.307	+0.226	12:00:48.650
12	46.081		12:01:34.731
13	46.153	+0.072	12:02:20.884
14	46.161	+0.080	12:03:07.045

Runde	Rundenzeit	Diff.	Tageszeit
(6) Aaron Schäfer			
1	54.141	+9.143	11:53:01.119
2	48.888	+3.890	11:53:50.007

Runde	Rundenzeit	Diff.	Tageszeit
3	48.745	+3.747	11:54:38.752
4	48.349	+3.351	11:55:27.101
5	48.775	+3.777	11:56:15.876
6	47.110	+2.112	11:57:02.986
7	45.704	+0.706	11:57:48.690
8	45.817	+0.819	11:58:34.507
9	46.035	+1.037	11:59:20.542
10	45.900	+0.902	12:00:06.442
11	46.702	+1.704	12:00:53.144
12	45.852	+0.854	12:01:38.996
13	45.579	+0.581	12:02:24.575
14	44.998		12:03:09.573

Runde	Rundenzeit	Diff.	Tageszeit
(38) Kevin Forster			
1	52.795	+5.950	11:52:59.929
2	49.083	+2.238	11:53:49.012
3	48.404	+1.559	11:54:37.416
4	47.871	+1.026	11:55:25.287
5	47.520	+0.675	11:56:12.807
6	47.040	+0.195	11:56:59.847
7	46.935	+0.090	11:57:46.782
8	47.004	+0.159	11:58:33.786
9	46.874	+0.029	11:59:20.660
10	46.845		12:00:07.505
11	47.054	+0.209	12:00:54.559
12	47.618	+0.773	12:01:42.177
13	46.848	+0.003	12:02:29.025

Runde	Rundenzeit	Diff.	Tageszeit
(2) Lukas Franke			
1	54.196	+6.039	11:53:01.051
2	48.790	+0.633	11:53:49.841
3	48.872	+0.715	11:54:38.713
4	48.404	+0.247	11:55:27.117
5	48.629	+0.472	11:56:15.746
6	48.671	+0.514	11:57:04.417
7	48.473	+0.316	11:57:52.890
8	49.076	+0.919	11:58:41.966
9	48.681	+0.524	11:59:30.647
10	49.798	+1.641	12:00:20.445
11	48.708	+0.551	12:01:09.153
12	48.157		12:01:57.310
13	48.362	+0.205	12:02:45.672

Runde	Rundenzeit	Diff.	Tageszeit
(19) Steven Brauner			
1	57.470	+6.625	11:53:05.187
2	53.854	+3.009	11:53:59.041
3	53.140	+2.295	11:54:52.181
4	51.913	+1.068	11:55:44.094
5	51.598	+0.753	11:56:35.692
6	52.661	+1.816	11:57:28.353
7	51.674	+0.829	11:58:20.027
8	51.465	+0.620	11:59:11.492
9	51.820	+0.975	12:00:03.312
10	50.845		12:00:54.157
11	51.062	+0.217	12:01:45.219
12	50.939	+0.094	12:02:36.158

Runde	Rundenzeit	Diff.	Tageszeit
(28) Leo Waldmann			
1	57.475	+4.489	11:53:04.696
2	53.886	+0.900	11:53:58.582
3	54.469	+1.483	11:54:53.051
4	53.752	+0.766	11:55:46.803
5	54.141	+1.155	11:56:40.944
6	54.606	+1.620	11:57:35.550
7	53.618	+0.632	11:58:29.168
8	53.933	+0.947	11:59:23.101

Zeitnahmekommissar & Auswertung

Orbits

Rennleiter



www.mvlaps.com





NAKC Geesthacht

Einsteiger

Heidbergring 0,850 Km

Rennen 7

28.08.2011 11:52

Rennen (14 Runden) started at 11:51:31

Runde	Rundenzeit	Diff.	Tageszeit	Runde	Rundenzeit	Diff.	Tageszeit	Runde	Rundenzeit	Diff.	Tageszeit
9	52.986		12:00:16.087								
10	55.978	+2.992	12:01:12.065								
11	54.246	+1.260	12:02:06.311								
12	53.411	+0.425	12:02:59.722								

Zeitnahmekommissar & Auswertung

Orbits

Rennleiter