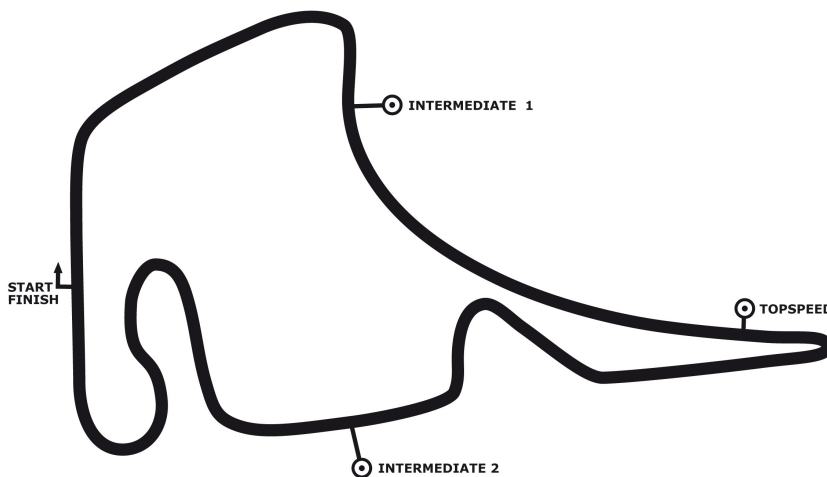




## DTM Hockenheim I

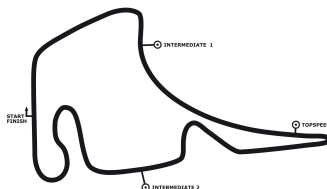
race 3



**Hockenheimring 4574 m**

**04. - 06.05.2018**

**DTM Hockenheim I**  
**Hockenheimring, length 4574 m**  
**04. - 06.05.2018**  
**ADAC Formel 4**



**Result race 3, 06.05.2018**

**DMSB**-Reg.No.: 122/18

Pos	No.	T	Cl.	Driver, Place	Team Make	Lap	Time total	Interval	Avg. GAP	fastest Avg. Total	at Lap	
1	28	T		Mick Wishofer / AUT	US Racing - CHRS ADAC Formel 4	18	30:47.314			160.447	1:42.001 161.434	8
2	4	T	R	Niklas Krütten / DEU	ADAC Berlin-Brandenburg e.V ADAC Formel 4	18	30:52.842	05.528	159.968	159.968	1:42.114 161.255	9
3	44	T		Lirim Zendeli / DEU	US Racing - CHRS ADAC Formel 4	18	31:02.944	15.630	159.100	159.100	1:42.032 161.385	17
4	21			Charles Weerts / BEL	Van Amersfoort Racing ADAC Formel 4	18	31:06.795	19.481	158.772	158.772	1:42.556 160.560	7
5	33		R	Jack Doohan / AUS	Prema Theodore Racing ADAC Formel 4	18	31:08.625	21.311	158.617	158.617	1:42.663 160.393	5
6	30	T		Liam Lawson / NLD	Van Amersfoort Racing ADAC Formel 4	18	31:10.337	23.023	158.472	158.472	1:42.697 160.340	5
7	74	T		Enzo Fittipaldi / ITA	Prema Theodore Racing ADAC Formel 4	18	31:10.661	23.347	158.444	158.444	1:42.463 160.706	15
8	2	T		Frederik Vesti / DNK	Van Amersfoort Racing ADAC Formel 4	18	31:10.867	23.553	158.427	158.427	1:42.677 160.371	6
9	5	T	R	Gianluca Petecof / ITA	Prema Theodore Racing ADAC Formel 4	18	31:11.602	24.288	158.364	158.364	1:42.591 160.505	6
10	64			Oliver Caldwell / GBR	Prema Theodore Racing ADAC Formel 4	18	31:14.848	27.534	158.090	158.090	1:43.092 159.725	9
11	23		R	Joey Alders / NLD	Van Amersfoort Racing ADAC Formel 4	18	31:19.876	32.562	157.667	157.667	1:42.826 160.138	5
12	22			Lucas Alecco Roy / MCO	Van Amersfoort Racing ADAC Formel 4	18	31:20.273	32.959	157.634	157.634	1:42.575 160.530	17
13	95			Tom Beckhäuser / CZE	US Racing - CHRS ADAC Formel 4	18	31:23.632	36.318	157.353	157.353	1:43.547 159.023	17
14	6		R	Ido Cohen / ISR	ADAC Berlin-Brandenburg e.V ADAC Formel 4	18	31:24.924	37.610	157.245	157.245	1:43.659 158.852	11
15	27		R	David Schumacher / DEU	US Racing - CHRS ADAC Formel 4	18	31:27.675	40.361	157.016	157.016	1:42.804 160.173	5
16	26	T	R	Leon Köhler / DEU	ADAC Berlin-Brandenburg e.V ADAC Formel 4	18	31:28.935	41.621	156.911	156.911	1:42.528 160.604	18
17	81	T	R	Sebastian Estner / DEU	Neuhauser Racing ADAC Formel 4	18	31:32.139	44.825	156.646	156.646	1:43.750 158.712	6
18	14	T		Leonardo Lorandi / ITA	KDC Racing ADAC Formel 4	18	31:43.346	56.032	155.723	155.723	1:42.771 160.224	14
19	13	T		Aaron Di Comberti / GBR	KDC Racing ADAC Formel 4	17	30:05.339	1 Runde	155.056	155.056	1:43.473 159.137	6
<b>NOT CLASSIFIED</b>												
	80	T		Andreas Estner / DEU	Neuhauser Racing ADAC Formel 4	4	7:49.682	14 Runden	140.234	140.234	1:54.093 144.324	3

fastest lap: 28 Wishofer Mick 1:42.001 =161.434 km/h

**CAR # 74 - 01 SEC. TIME PENALTY - LEAVING THE TRACK INCLUDING AN ADVANTAGE**

**Subject to final scrutineering!**

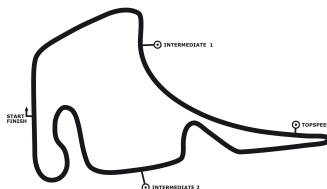
Issued:	Stewards:	Timekeeper:
---------	-----------	-------------

# DTM Hockenheim I

Hockenheimring, length 4574 m

04. - 06.05.2018

ADAC Formel 4



## Lap by Lap race 3, 06.05.2018

DMSB-Reg.No.: 122/18

2 Frederik Vesti , ADAC Formel 4 / DNK															
1	1:52.617	2	1:45.008	3	1:43.563	4	1:43.132	5	1:42.687	6	<b>1:42.677</b>	7	1:42.724	8	1:43.380
9	1:43.393	10	1:43.621	11	1:44.608	12	1:43.929	13	1:44.177	14	1:43.031	15	1:42.938	16	1:43.143
17	1:43.059	18	1:43.180												

4 Niklas Krütten , ADAC Formel 4 Rookie / DEU															
1	1:48.424	2	1:43.224	3	1:43.942	4	1:42.600	5	1:42.392	6	1:42.362	7	1:42.198	8	1:42.389
9	<b>1:42.114</b>	10	1:42.498	11	1:42.607	12	1:42.491	13	1:42.459	14	1:42.691	15	1:42.411	16	1:42.637
17	1:42.591	18	1:42.812												

5 Gianluca Petecof , ADAC Formel 4 Rookie / ITA															
1	1:55.701	2	1:44.163	3	1:43.721	4	1:43.529	5	1:43.427	6	<b>1:42.591</b>	7	1:43.512	8	1:43.364
9	1:42.762	10	1:43.248	11	1:43.103	12	1:43.052	13	1:43.803	14	1:43.140	15	1:43.171	16	1:43.081
17	1:43.030	18	1:43.204												

6 Ido Cohen , ADAC Formel 4 Rookie / ISR															
1	1:53.902	2	1:45.339	3	1:44.719	4	1:43.813	5	1:43.891	6	1:43.660	7	1:43.981	8	1:44.342
9	1:44.433	10	1:44.487	11	<b>1:43.659</b>	12	1:43.877	13	1:44.396	14	1:44.334	15	1:44.147	16	1:44.004
17	1:44.001	18	1:43.939												

13 Aaron Di Comberti , ADAC Formel 4 / GBR															
1	2:03.216	2	1:44.772	3	1:43.855	4	1:43.975	5	1:43.951	6	<b>1:43.473</b>	7	1:44.068	8	1:43.900
9	1:43.694	10	1:44.137	11	1:44.015	12	1:44.856	13	1:45.408	14	1:44.895	15	1:45.007	16	1:45.393
pit	1:56.724														

14 Leonardo Lorandi , ADAC Formel 4 / ITA															
1	1:55.244	2	2:20.246	3	1:42.994	4	1:43.327	5	1:42.884	6	1:42.798	7	1:43.848	8	1:42.805
9	1:42.823	10	1:42.881	11	1:42.840	12	1:42.836	13	1:42.780	14	<b>1:42.771</b>	15	1:42.917	16	1:43.081
17	1:43.190	18	1:43.081												

21 Charles Weerts , ADAC Formel 4 / BEL															
1	1:51.106	2	1:43.664	3	1:43.048	4	1:42.644	5	1:42.602	6	1:42.640	7	<b>1:42.556</b>	8	1:42.695
9	1:43.782	10	1:43.697	11	1:43.762	12	1:44.166	13	1:43.205	14	1:44.115	15	1:43.182	16	1:44.020
17	1:43.024	18	1:42.887												

22 Lucas Alecco Roy , ADAC Formel 4 / MCO															
1	2:02.886	2	1:44.481	3	1:43.710	4	1:44.105	5	1:43.601	6	1:43.078	7	1:43.552	8	1:43.288
9	1:42.908	10	1:43.457	11	1:43.077	12	1:42.648	13	1:43.121	14	1:44.170	15	1:43.743	16	1:42.953
17	<b>1:42.575</b>	18	1:42.920												

23 Joey Alders , ADAC Formel 4 Rookie / NLD															
1	1:50.714	2	1:46.318	3	1:43.761	4	1:44.246	5	<b>1:42.826</b>	6	1:42.867	7	1:49.912	8	1:43.556
9	1:44.227	10	1:43.378	11	1:43.334	12	1:43.845	13	1:44.150	14	1:43.049	15	1:43.250	16	1:43.476
17	1:43.405	18	1:43.562												

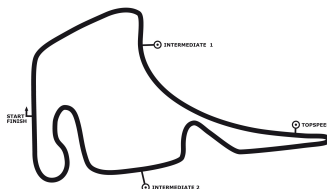
26 Leon Köhler , ADAC Formel 4 Rookie / DEU															
1	1:53.388	2	1:44.432	3	1:44.474	4	1:44.112	5	1:42.898	6	1:42.674	7	1:44.275	8	1:43.003
9	1:42.803	pit	1:48.620	11	1:56.998	12	1:42.711	13	1:43.017	14	1:43.329	15	1:42.858	16	1:43.612
17	1:43.203	18	<b>1:42.528</b>												

# DTM Hockenheim I

Hockenheimring, length 4574 m

04. - 06.05.2018

ADAC Formel 4



## Lap by Lap race 3, 06.05.2018

DMSB-Reg.No.: 122/18

27 David Schumacher , ADAC Formel 4 Rookie / DEU															
1	1:52.297	2	1:44.173	3	1:43.632	4	1:42.914	5	<b>1:42.804</b>	6	1:42.876	7	1:42.895	8	1:43.768
9	1:43.444	10	1:43.848	11	1:43.726	pit	1:47.904	13	1:58.058	14	1:42.989	15	1:42.936	16	1:43.561
17	1:43.041	18	1:42.809												

28 Mick Wishofer , ADAC Formel 4 / AUT															
1	1:48.738	2	1:43.093	3	1:42.806	4	1:42.284	5	1:42.257	6	1:42.055	7	1:42.134	8	<b>1:42.001</b>
9	1:42.085	10	1:42.224	11	1:42.247	12	1:42.077	13	1:42.206	14	1:42.157	15	1:42.367	16	1:42.061
17	1:42.206	18	1:42.316												

30 Liam Lawson , ADAC Formel 4 / NLD															
1	1:51.472	2	1:43.704	3	1:43.230	4	1:43.193	5	<b>1:42.697</b>	6	1:42.972	7	1:43.372	8	1:43.476
9	1:43.723	10	1:44.069	11	1:43.998	12	1:43.250	13	1:43.212	14	1:43.196	15	1:43.281	16	1:43.434
17	1:43.907	18	1:44.151												

33 Jack Doohan , ADAC Formel 4 Rookie / AUS															
1	1:50.262	2	1:43.175	3	1:43.168	4	1:43.091	5	<b>1:42.663</b>	6	1:42.727	7	1:42.666	8	1:42.805
9	1:43.819	10	1:43.782	11	1:43.841	12	1:43.959	13	1:43.066	14	1:43.257	15	1:44.297	16	1:45.122
17	1:43.443	18	1:43.482												

44 Lirim Zendeli , ADAC Formel 4 / DEU															
1	1:51.872	2	1:43.583	3	1:43.298	4	1:43.204	5	1:42.667	6	1:42.898	7	1:43.424	8	1:43.926
9	1:43.370	10	1:43.952	11	1:42.924	12	1:42.106	13	1:42.599	14	1:42.910	15	1:42.646	16	1:42.329
17	<b>1:42.032</b>	18	1:43.204												

64 Oliver Caldwell , ADAC Formel 4 / GBR															
1	1:53.113	2	1:44.286	3	1:44.354	4	1:44.975	5	1:43.349	6	1:43.870	7	1:43.496	8	1:43.314
9	<b>1:43.092</b>	10	1:43.500	11	1:43.494	12	1:43.395	13	1:43.419	14	1:43.266	15	1:43.230	16	1:43.662
17	1:43.341	18	1:43.692												

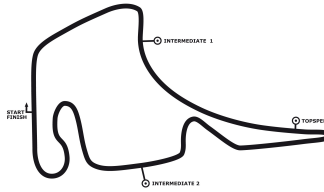
74 Enzo Fittipaldi , ADAC Formel 4 / ITA															
1	1:54.434	2	1:43.774	3	1:43.710	4	1:43.881	5	1:42.792	6	1:42.546	7	1:43.959	8	1:42.619
9	1:42.691	10	1:42.723	11	1:44.611	12	1:43.996	13	1:43.203	14	1:42.636	15	<b>1:42.463</b>	16	1:42.819
17	1:43.686	18	1:44.118												

80 Andreas Estner , ADAC Formel 4 / DEU															
1	1:55.561	2	2:02.695	3	<b>1:54.093</b>	pit	1:57.333								

81 Sebastian Estner , ADAC Formel 4 Rookie / DEU															
1	1:56.053	2	1:45.133	3	1:44.000	4	1:43.912	5	1:43.803	6	<b>1:43.750</b>	7	1:44.336	8	1:44.163
9	1:43.891	10	1:47.240	11	1:44.035	12	1:44.518	13	1:44.142	14	1:44.560	15	1:44.319	16	1:45.011
17	1:44.603	18	1:44.670												

95 Tom Beckhäuser , ADAC Formel 4 / CZE															
1	1:53.700	2	1:45.173	3	1:43.959	4	1:44.168	5	1:45.410	6	1:43.548	7	1:43.857	8	1:43.587
9	1:43.772	10	1:43.611	11	1:43.974	12	1:43.655	13	1:45.202	14	1:43.699	15	1:45.054	16	1:43.687
17	<b>1:43.547</b>	18	1:44.029												

**DTM Hockenheim I**  
Hockenheimring, length 4574 m  
04. - 06.05.2018  
ADAC Formel 4



**Lap Analysis race 3, 06.05.2018**

**DMSB-Reg.No.:** 122/18

**2 Frederik Vesti , ADAC Formel 4 / DNK**

**theoretical besttime: 1:42.456**

Lap	Time	S1	V1	S2	V2	S3	V3	Vmax	Lap	Time	S1	V1	S2	V2	S3	V3	Vmax
1	1:52.617	28.965	148	50.507	178	33.145	186	225	10	1:43.621	22.593	152	48.725	182	32.303	<b>189</b>	227
2	1:45.008	22.826	151	49.626	181	32.556	186	225	11	1:44.608	23.096	150	49.536	180	31.976	186	227
3	1:43.563	22.660	151	48.840	182	32.063	187	<b>234</b>	12	1:43.929	22.834	<b>154</b>	49.116	182	31.979	185	224
4	1:43.132	22.514	152	48.946	182	<b>31.672</b>	186	227	13	1:44.177	22.698	151	49.192	182	32.287	186	224
5	1:42.687	<b>22.397</b>	151	48.567	<b>183</b>	31.723	186	223	14	1:43.031	22.526	151	48.498	181	32.007	184	225
6	<b>1:42.677</b>	22.470	152	48.440	183	31.767	187	225	15	1:42.938	22.483	152	48.527	179	31.928	186	223
7	1:42.724	22.473	152	48.489	183	31.762	186	225	16	1:43.143	22.505	151	48.497	182	32.141	184	225
8	1:43.380	22.432	152	48.500	183	32.448	185	227	17	1:43.059	22.448	150	48.444	182	32.167	185	225
9	1:43.393	22.469	152	48.938	181	31.986	187	226	18	1:43.180	22.478	151	<b>48.387</b>	182	32.315	183	225

**4 Niklas Krütten , ADAC Formel 4 Rookie / DEU**

**theoretical besttime: 1:42.064**

Lap	Time	S1	V1	S2	V2	S3	V3	Vmax	Lap	Time	S1	V1	S2	V2	S3	V3	Vmax
1	1:48.424	27.275	150	49.126	180	32.023	184	220	10	1:42.498	22.459	149	48.401	182	31.638	184	223
2	1:43.224	22.494	150	48.766	181	31.964	184	220	11	1:42.607	22.420	150	48.416	<b>183</b>	31.771	185	224
3	1:43.942	22.461	<b>151</b>	49.563	180	31.918	183	222	12	1:42.491	22.379	149	48.434	182	31.678	<b>186</b>	223
4	1:42.600	22.367	150	48.475	182	31.758	184	<b>224</b>	13	1:42.459	22.492	151	48.280	182	31.687	185	223
5	1:42.392	<b>22.266</b>	151	48.419	182	31.707	184	223	14	1:42.691	22.546	151	48.389	182	31.756	185	223
6	1:42.362	22.442	150	48.332	182	<b>31.588</b>	185	223	15	1:42.411	22.416	150	48.235	182	31.760	184	223
7	1:42.198	22.379	151	<b>48.210</b>	182	31.609	184	223	16	1:42.637	22.478	151	48.381	181	31.778	184	223
8	1:42.389	22.419	150	48.311	182	31.659	184	222	17	1:42.591	22.505	151	48.312	182	31.774	184	223
9	<b>1:42.114</b>	22.268	150	48.240	182	31.606	185	222	18	1:42.812	22.564	149	48.296	183	31.952	183	222

**5 Gianluca Petecof , ADAC Formel 4 Rookie / ITA**

**theoretical besttime: 1:42.510**

Lap	Time	S1	V1	S2	V2	S3	V3	Vmax	Lap	Time	S1	V1	S2	V2	S3	V3	Vmax
1	1:55.701	32.078	141	49.930	178	33.693	185	226	10	1:43.248	22.431	150	48.758	181	32.059	184	225
2	1:44.163	22.972	148	49.096	180	32.095	184	225	11	1:43.103	22.560	149	48.722	181	31.821	184	223
3	1:43.721	22.572	<b>150</b>	48.792	<b>182</b>	32.357	183	226	12	1:43.052	22.433	148	48.608	182	32.011	<b>186</b>	224
4	1:43.529	22.515	148	48.584	182	32.430	185	225	13	1:43.803	22.542	149	48.779	180	32.482	184	226
5	1:43.427	22.877	150	48.672	181	31.878	185	<b>228</b>	14	1:43.140	22.506	149	48.724	179	31.910	185	226
6	<b>1:42.591</b>	22.322	149	48.554	181	<b>31.715</b>	184	228	15	1:43.171	22.468	149	48.618	175	32.085	185	225
7	1:43.512	22.425	148	48.933	181	32.154	184	223	16	1:43.081	22.370	150	48.586	177	32.125	184	226
8	1:43.364	22.568	150	48.795	180	32.001	184	225	17	1:43.030	22.564	150	<b>48.493</b>	181	31.973	185	225
9	1:42.762	<b>22.302</b>	149	48.596	182	31.864	185	225	18	1:43.204	22.502	148	48.653	180	32.049	185	226

**6 Ido Cohen , ADAC Formel 4 Rookie / ISR**

**theoretical besttime: 1:43.291**

Lap	Time	S1	V1	S2	V2	S3	V3	Vmax	Lap	Time	S1	V1	S2	V2	S3	V3	Vmax
1	1:53.902	30.756	149	50.542	175	32.604	184	226	10	1:44.487	22.645	150	49.554	178	32.288	185	223
2	1:45.339	23.081	151	49.513	176	32.745	185	<b>230</b>	11	<b>1:43.659</b>	22.649	151	48.823	<b>182</b>	32.187	182	224
3	1:44.719	22.805	151	49.008	179	32.906	185	225	12	1:43.877	22.707	150	<b>48.778</b>	182	32.392	183	222
4	1:43.813	22.610	150	48.878	180	32.325	185	225	13	1:44.396	22.776	151	49.353	178	32.267	184	223
5	1:43.891	<b>22.554</b>	150	49.378	178	<b>31.959</b>	<b>186</b>	227	14	1:44.334	22.673	<b>152</b>	49.182	181	32.479	183	225
6	1:43.660	22.759	151	48.863	180	32.038	186	222	15	1:44.147	22.788	149	48.834	180	32.525	183	223
7	1:43.981	22.665	151	48.989	179	32.327	184	222	16	1:44.004	22.801	151	48.918	180	32.285	184	224
8	1:44.342	22.767	150	49.529	179	32.046	185	222	17	1:44.001	22.837	151	48.880	178	32.284	184	224
9	1:44.433	22.767	149	49.391	179	32.275	184	227	18	1:43.939	22.704	150	48.887	180	32.348	184	223

**13 Aaron Di Comberti , ADAC Formel 4 / GBR**

**theoretical besttime: 1:43.412**

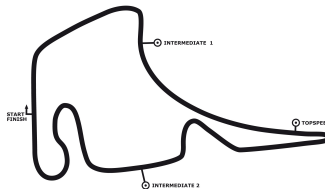
Lap	Time	S1	V1	S2	V2	S3	V3	Vmax	Lap	Time	S1	V1	S2	V2	S3	V3	Vmax
1	2:03.216	40.683	146	49.723	177	32.810	183	219	10	1:44.137	23.020	151	48.962	178	32.155	183	222
2	1:44.772	23.143	149	49.427	<b>180</b>	32.202	184	224	11	1:44.015	22.791	150	48.970	179	32.254	182	223
3	1:43.855	22.716	147	49.115	180	<b>32.024</b>	184	223	12	1:44.856	23.439	149	48.976	178	32.441	182	222
4	1:43.975	22.864	151	48.985	179	32.126	<b>185</b>	224	13	1:45.408	23.284	142	49.573	179	32.551	181	225
5	1:43.951	22.703	151	48.943	178	32.305	183	225	14	1:44.895	23.311	<b>153</b>	49.098	177	32.486	183	<b>227</b>
6	<b>1:43.473</b>	<b>22.576</b>	150	<b>48.812</b>	180	32.085	185	223	15	1:45.007	23.098	148	49.240	179	32.669	183	222
7	1:44.068	22.854	150	48.999	180	32.215	183	221	16	1:45.393	23.024	149	49.731	178	32.638	181	221
8	1:43.900	22.718	151	49.023	178	32.159	184	223	17	1:56.724	24.538	147	51.182	170			221
9	1:43.694	22.728	151	48.851	180	32.115	185	223									

# DTM Hockenheim I

Hockenheimring, length 4574 m

04. - 06.05.2018

ADAC Formel 4



DMSB-Reg.No.: 122/18

## Lap Analysis race 3, 06.05.2018

### 14 Leonardo Lorandi , ADAC Formel 4 / ITA

theoretical besttime: 1:42.539

Lap	Time	S1	V1	S2	V2	S3	V3	Vmax	Lap	Time	S1	V1	S2	V2	S3	V3	Vmax
1	1:55.244	31.715	150	50.030	172	33.499	184	<b>226</b>	10	1:42.881	22.404	150	48.819	<b>182</b>	31.658	184	218
2	2:20.246	22.684	149	1:25.256	173	32.306	183	219	11	1:42.840	22.343	150	48.788	181	31.709	183	220
3	1:42.994	22.437	151	48.886	181	31.671	184	218	12	1:42.836	22.528	150	<b>48.590</b>	181	31.718	184	219
4	1:43.327	22.400	150	48.988	181	31.939	184	218	13	1:42.780	22.450	<b>152</b>	48.663	181	31.667	185	219
5	1:42.884	<b>22.323</b>	150	48.828	180	31.733	184	218	14	<b>1:42.771</b>	22.513	151	48.602	182	31.656	183	219
6	1:42.798	22.333	149	48.799	180	31.666	184	219	15	1:42.917	22.395	150	48.790	181	31.732	185	219
7	1:43.848	22.653	150	49.451	179	31.744	183	218	16	1:43.081	22.578	151			1:20.503		
8	1:42.805	22.399	150	48.767	179	31.639	183	219	17	1:43.190							
9	1:42.823	22.401	149	48.796	181	<b>31.626</b>	<b>185</b>	218	18	1:43.081							

### 21 Charles Weerts , ADAC Formel 4 / BEL

theoretical besttime: 1:42.361

Lap	Time	S1	V1	S2	V2	S3	V3	Vmax	Lap	Time	S1	V1	S2	V2	S3	V3	Vmax
1	1:51.106	29.302	140	49.563	180	32.241	186	<b>229</b>	10	1:43.697	22.653	152	49.028	183	32.016	188	228
2	1:43.664	22.532	150	49.131	180	32.001	185	229	11	1:43.762	22.574	153	49.169	182	32.019	188	227
3	1:43.048	22.479	151	48.533	182	32.036	185	223	12	1:44.166	22.601	153	49.208	182	32.357	187	228
4	1:42.644	<b>22.398</b>	151	48.419	182	31.827	186	225	13	1:43.205	22.677	151	48.312	183	32.216	186	227
5	1:42.602	22.465	152	<b>48.199</b>	<b>183</b>	31.938	187	225	14	1:44.115	22.776	153	49.175	181	32.164	187	226
6	1:42.640	22.504	152	48.372	182	<b>31.764</b>	<b>188</b>	226	15	1:43.182	22.452	151	48.506	182	32.224	187	223
7	<b>1:42.556</b>	22.468	152	48.287	181	31.801	186	227	16	1:44.020	22.611	<b>154</b>	49.319	178	32.090	185	224
8	1:42.695	22.421	152	48.280	182	31.994	185	227	17	1:43.024	22.496	151	48.514	183	32.014	184	223
9	1:43.782	22.408	152	49.257	180	32.117	187	226	18	1:42.887	22.491	152	48.453	183	31.943	186	223

### 22 Lucas Alecco Roy , ADAC Formel 4 / MCO

theoretical besttime: 1:42.465

Lap	Time	S1	V1	S2	V2	S3	V3	Vmax	Lap	Time	S1	V1	S2	V2	S3	V3	Vmax
1	2:02.886	30.614	145	50.913	173	41.359	183	<b>228</b>	10	1:43.457	22.643	151	48.788	<b>182</b>	32.026	184	227
2	1:44.481	22.948	149	49.253	180	32.280	184	221	11	1:43.077	22.513	<b>152</b>	48.533	182	32.031	184	225
3	1:43.710	22.603	149	49.029	179	32.078	184	222	12	1:42.648	<b>22.334</b>	151	48.529	181	<b>31.785</b>	183	224
4	1:44.105	22.715	150	48.673	179	32.717	184	222	13	1:43.121	22.585	150	<b>48.346</b>	182	32.190	184	228
5	1:43.601	22.801	150	48.746	181	32.054	185	223	14	1:44.170	23.024	144	49.026	181	32.120	185	223
6	1:43.078	22.596	151	48.559	180	31.923	184	223	15	1:43.743	22.615	151	48.717	179	32.411	184	227
7	1:43.552	22.359	150	48.665	180	32.528	183	222	16	1:42.953	22.520	152	48.455	181	31.978	185	224
8	1:43.288	22.510	151	48.642	181	32.136	185	223	17	<b>1:42.575</b>	22.364	152	48.409	182	31.802	185	225
9	1:42.908	22.403	151	48.564	181	31.941	185	224	18	1:42.920	22.415	151	48.386	182	32.119	<b>186</b>	226

### 23 Joey Alders , ADAC Formel 4 Rookie / NLD

theoretical besttime: 1:42.698

Lap	Time	S1	V1	S2	V2	S3	V3	Vmax	Lap	Time	S1	V1	S2	V2	S3	V3	Vmax
1	1:50.714	28.531	151	49.924	180	32.259	184	222	10	1:43.378	22.531	152	48.901	181	31.946	186	224
2	1:46.318	22.522	151	50.538	177	33.258	186	226	11	1:43.334	22.567	152	48.674	182	32.093	<b>187</b>	225
3	1:43.761	22.557	151	49.146	181	32.058	184	227	12	1:43.845	22.664	152	49.175	180	32.006	187	229
4	1:44.246	22.499	151	49.824	179	31.923	186	225	13	1:44.150	22.586	151	48.961	182	32.603	183	227
5	<b>1:42.826</b>	<b>22.310</b>	151	48.518	182	31.998	186	225	14	1:43.049	22.642	152	<b>48.497</b>	181	31.910	185	222
6	1:42.867	22.440	<b>152</b>	48.536	182	<b>31.891</b>	185	224	15	1:43.250	22.638	152	48.599	180	32.013	185	222
7	1:49.912	22.477	151	49.703	178	37.732	184	223	16	1:43.476	22.697	152	48.694	181	32.085	185	223
8	1:43.556	22.893	151	48.700	181	31.963	186	223	17	1:43.405	22.636	152	48.799	181	31.970	184	222
9	1:44.227	22.581	152	49.151	<b>183</b>	32.495	186	<b>229</b>	18	1:43.562	22.706	151	48.588	180	32.268	185	222

### 26 Leon Köhler , ADAC Formel 4 Rookie / DEU

theoretical besttime: 1:42.390

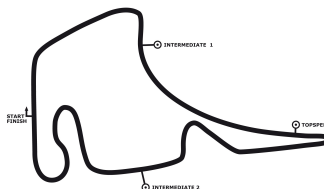
Lap	Time	S1	V1	S2	V2	S3	V3	Vmax	Lap	Time	S1	V1	S2	V2	S3	V3	Vmax
1	1:53.388	30.075	146	50.049	179	33.264	184	229	10	1:48.620	22.687	148	48.576	182			223
2	1:44.432	22.746	149	49.269	180	32.417	186	226	11	1:56.998	36.483	149	48.682	182	31.833	184	224
3	1:44.474	23.178	149	49.054	180	32.242	<b>187</b>	227	12	1:42.711	<b>22.349</b>	149	48.534	<b>183</b>	31.828	185	224
4	1:44.112	22.528	148	48.851	181	32.733	184	<b>232</b>	13	1:43.017	22.561	151	48.490	182	31.966	185	223
5	1:42.898	22.566	150	48.448	182	31.884	185	226	14	1:43.329	22.928	150	48.525	181	31.876	185	224
6	1:42.674	22.469	<b>151</b>	48.478	182	31.727	185	225	15	1:42.858	22.615	151	48.343	181	31.900	186	225
7	1:44.275	22.418	151	48.753	180	33.104	183	226	16	1:43.612	22.518	151	48.754	182	32.340	184	225
8	1:43.003	22.513	151	48.688	181	31.802	184	224	17	1:43.203	22.735	150	48.624	182	31.844	184	227
9	1:42.803	22.495	150	48.512	182	31.796	185	225	18	<b>1:42.528</b>	22.487	150	<b>48.327</b>	183	<b>31.714</b>	186	224

# DTM Hockenheim I

Hockenheimring, length 4574 m

04. - 06.05.2018

ADAC Formel 4



## Lap Analysis race 3, 06.05.2018

DMSB-Reg.No.: 122/18

### 27 David Schumacher , ADAC Formel 4 Rookie / DEU

theoretical besttime: 1:42.492

Lap	Time	S1	V1	S2	V2	S3	V3	Vmax	Lap	Time	S1	V1	S2	V2	S3	V3	Vmax
1	1:52.297	29.598	148	50.060	179	32.639	185	<b>231</b>	10	1:43.848	22.472	152	48.930	181	32.446	185	223
2	1:44.173	<b>22.411</b>	<b>152</b>	49.129	178	32.633	184	225	11	1:43.726	22.714	152	49.185	180	31.827	185	222
3	1:43.632	22.597	151	49.248	181	31.787	184	221	12	1:47.904	22.668	152	48.700	180			222
4	1:42.914	22.449	151	48.771	181	31.694	185	220	13	1:58.058	36.817	150	49.308	180	31.933	184	220
5	<b>1:42.804</b>	22.557	151	48.655	181	<b>31.592</b>	<b>186</b>	221	14	1:42.989	22.584	152	48.618	181	31.787	185	222
6	1:42.876	22.445	152	48.694	<b>182</b>	31.737	185	221	15	1:42.936	22.561	151	<b>48.489</b>	181	31.886	186	222
7	1:42.895	22.515	151	48.576	182	31.804	184	221	16	1:43.561	22.720	151	48.966	181	31.875	183	224
8	1:43.768	22.613	152	48.963	179	32.192	185	221	17	1:43.041	22.446	152	48.732	179	31.863	184	222
9	1:43.444	22.512	152	49.058	179	31.874	185	223	18	1:42.809	22.487	152	48.618	182	31.704	186	221

### 28 Mick Wishofer , ADAC Formel 4 / AUT

theoretical besttime: 1:41.811

Lap	Time	S1	V1	S2	V2	S3	V3	Vmax	Lap	Time	S1	V1	S2	V2	S3	V3	Vmax
1	1:48.738	27.531	150	49.242	181	31.965	185	<b>225</b>	10	1:42.224	22.326	152	48.580	182	31.318	186	219
2	1:43.093	22.584	151	48.705	182	31.804	<b>186</b>	224	11	1:42.247	22.220	151	48.534	181	31.493	186	221
3	1:42.806	22.475	<b>153</b>	48.914	182	31.417	185	220	12	1:42.077	22.275	150	48.385	182	31.417	186	222
4	1:42.284	22.287	153	48.476	182	31.521	184	220	13	1:42.206	22.159	152	48.585	182	31.462	185	221
5	1:42.257	22.198	152	48.599	<b>183</b>	31.460	186	220	14	1:42.157	22.327	152	48.396	182	31.434	185	220
6	1:42.055	22.279	150	48.481	<b>183</b>	<b>31.295</b>	186	221	15	1:42.367	22.321	151	48.403	182	31.643	185	220
7	1:42.134	22.275	151	48.448	182	31.411	185	220	16	1:42.061	22.287	152	48.377	178	31.397	185	221
8	<b>1:42.001</b>	<b>22.157</b>	152	48.427	182	31.417	184	219	17	1:42.206	22.341	152	48.421	183	31.444	184	220
9	1:42.085	22.269	152	<b>48.359</b>	183	31.457	185	220	18	1:42.316	22.351	152	48.381	182	31.584	182	220

### 30 Liam Lawson , ADAC Formel 4 / NLD

theoretical besttime: 1:42.583

Lap	Time	S1	V1	S2	V2	S3	V3	Vmax	Lap	Time	S1	V1	S2	V2	S3	V3	Vmax
1	1:51.472	29.147	150	50.037	178	32.288	<b>187</b>	226	10	1:44.069	22.839	151	49.029	180	32.201	187	222
2	1:43.704	22.455	151	49.217	182	32.032	185	<b>231</b>	11	1:43.998	22.539	153	49.280	181	32.179	185	224
3	1:43.230	22.473	151	48.833	182	31.924	187	227	12	1:43.250	22.473	152	48.652	182	32.125	185	226
4	1:43.193	22.400	151	48.982	182	<b>31.811</b>	185	227	13	1:43.212	22.517	153	48.556	182	32.139	184	225
5	<b>1:42.697</b>	<b>22.316</b>	152	<b>48.456</b>	182	31.925	185	225	14	1:43.196	22.620	<b>154</b>	48.528	181	32.048	185	224
6	1:42.972	22.349	153	48.679	182	31.944	183	225	15	1:43.281	22.562	153	48.643	181	32.076	183	223
7	1:43.372	22.459	152	48.983	182	31.930	184	225	16	1:43.434	22.713	153	48.572	179	32.149	187	225
8	1:43.476	22.751	151	48.824	182	31.901	185	224	17	1:43.907	22.701	153	49.069	182	32.137	183	228
9	1:43.723	22.605	152	49.273	182	31.845	185	225	18	1:44.151	22.866	151	48.969	<b>183</b>	32.316	184	224

### 33 Jack Doohan , ADAC Formel 4 Rookie / AUS

theoretical besttime: 1:42.583

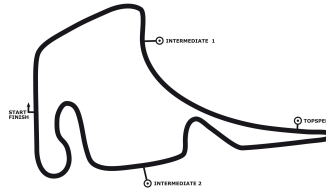
Lap	Time	S1	V1	S2	V2	S3	V3	Vmax	Lap	Time	S1	V1	S2	V2	S3	V3	Vmax
1	1:50.262	28.333	149	49.813	178	32.116	185	221	10	1:43.782	22.683	150	49.019	182	32.080	185	222
2	1:43.175	22.444	150	48.814	181	31.917	183	223	11	1:43.841	22.515	151	49.303	181	32.023	184	223
3	1:43.168	22.450	150	48.718	<b>182</b>	32.000	179	222	12	1:43.959	22.410	<b>152</b>	49.461	180	32.088	185	223
4	1:43.091	22.557	150	48.711	182	<b>31.823</b>	184	224	13	1:43.066	22.482	151	48.533	182	32.051	184	223
5	<b>1:42.663</b>	<b>22.285</b>	151	48.512	182	31.866	<b>186</b>	224	14	1:43.257	22.560	150	48.627	181	32.070	184	223
6	1:42.727	22.319	151	48.535	182	31.873	185	<b>225</b>	15	1:44.297	22.428	150	49.371	174	32.498	184	223
7	1:42.666	22.346	150	<b>48.475</b>	181	31.845	184	224	16	1:45.122	22.719	151	49.657	178	32.746	185	225
8	1:42.805	22.321	150	48.477	182	32.007	184	223	17	1:43.443	22.574	150	48.610	182	32.259	184	225
9	1:43.819	22.336	151	49.371	181	32.112	185	222	18	1:43.482	22.649	151	48.634	181	32.199	185	225

### 44 Lirim Zendeli , ADAC Formel 4 / DEU

theoretical besttime: 1:42.015

Lap	Time	S1	V1	S2	V2	S3	V3	Vmax	Lap	Time	S1	V1	S2	V2	S3	V3	Vmax
1	1:51.872	29.411	148	49.952	179	32.509	186	<b>230</b>	10	1:43.952	22.624	153	49.127	181	32.201	187	223
2	1:43.583	22.474	151	49.120	181	31.989	187	227	11	1:42.924	22.510	154	48.815	180	<b>31.599</b>	186	230
3	1:43.298	22.515	152	48.749	182	32.034	187	228	12	1:42.106	22.276	152	<b>48.149</b>	183	31.681	187	223
4	1:43.204	22.436	153	48.847	182	31.921	187	229	13	1:42.599	22.306	151	48.238	182	32.055	188	227
5	1:42.667	22.656	152	48.201	<b>183</b>	31.810	187	225	14	1:42.910	22.552	149	48.595	182	31.763	187	228
6	1:42.898	22.310	153	48.629	182	31.959	<b>188</b>	230	15	1:42.646	22.363	153	48.569	180	31.714	185	226
7	1:43.424	22.591	152	48.854	181	31.979	186	229	16	1:42.329	22.400	153	48.276	180	31.653	186	222
8	1:43.926	22.628	<b>154</b>	49.335	180	31.963	186	223	17	<b>1:42.032</b>	<b>22.267</b>	153	48.153	182	31.612	185	222
9	1:43.370	22.291	153	49.082	180	31.997	187	228	18	1:43.204	22.479	153	48.526	182	32.199	181	222

**DTM Hockenheim I**  
Hockenheimring, length 4574 m  
04. - 06.05.2018  
ADAC Formel 4



**DMSB**-Reg.No.: 122/18

**Lap Analysis race 3, 06.05.2018**

**64 Oliver Caldwell , ADAC Formel 4 / GBR**

**theoretical besttime: 1:42.998**

Lap	Time	S1	V1	S2	V2	S3	V3	Vmax	Lap	Time	S1	V1	S2	V2	S3	V3	Vmax
1	1:53.113	30.433	<b>150</b>	49.426	179	33.254	183	<b>229</b>	10	1:43.500	22.499	150	48.913	180	32.088	184	223
2	1:44.286	22.546	150	49.150	<b>182</b>	32.590	<b>186</b>	227	11	1:43.494	22.476	149	48.815	180	32.203	183	224
3	1:44.354	22.610	149	49.471	179	32.273	184	228	12	1:43.395	22.545	149	48.803	180	32.047	184	222
4	1:44.975	<b>22.356</b>	149	49.147	180	33.472	184	227	13	1:43.419	22.493	149	48.759	179	32.167	183	223
5	1:43.349	22.542	148	48.731	179	32.076	183	228	14	1:43.266	22.388	150	48.777	180	32.101	184	223
6	1:43.870	22.420	150	49.401	181	32.049	179	225	15	1:43.230	22.388	150	48.690	180	32.152	183	222
7	1:43.496	22.537	149	48.764	180	32.195	182	225	16	1:43.662	22.555	150	48.730	176	32.377	183	224
8	1:43.314	22.433	150	48.649	180	32.232	184	225	17	1:43.341	22.464	150	48.764	179	32.113	184	223
9	<b>1:43.092</b>	22.450	149	<b>48.628</b>	181	<b>32.014</b>	184	224	18	1:43.692	22.588	149	48.975	179	32.129	182	222

**74 Enzo Fittipaldi , ADAC Formel 4 / ITA**

**theoretical besttime: 1:42.324**

Lap	Time	S1	V1	S2	V2	S3	V3	Vmax	Lap	Time	S1	V1	S2	V2	S3	V3	Vmax
1	1:54.434	31.333	147	50.320	175	32.781	184	224	10	1:42.723	22.305	150	48.476	<b>183</b>	31.942	187	225
2	1:43.774	22.367	150	48.845	182	32.562	186	<b>228</b>	11	1:44.611	22.946	150	49.540	181	32.125	187	227
3	1:43.710	22.672	148	48.843	182	32.195	<b>188</b>	226	12	1:43.996	22.379	148	49.571	180	32.046	186	224
4	1:43.881	22.642	149	48.903	181	32.336	186	228	13	1:43.203	22.507	<b>152</b>	48.753	179	31.943	184	224
5	1:42.792	22.515	150	<b>48.365</b>	181	31.912	186	224	14	1:42.636	22.328	151	48.559	181	<b>31.749</b>	185	222
6	1:42.546	22.308	151	48.475	182	31.763	187	225	15	<b>1:42.463</b>	<b>22.210</b>	150	48.449	180	31.804	185	222
7	1:43.959	22.519	151	49.231	181	32.209	184	227	16	1:42.819	22.441	151	48.571	179	31.807	187	225
8	1:42.619	22.439	151	48.406	182	31.774	183	222	17	1:43.686	22.411	151	49.045	183	32.230	184	228
9	1:42.691	22.340	150	48.518	181	31.833	186	225	18	1:44.118	22.708	152	48.536	179	32.874	184	225

**80 Andreas Estner , ADAC Formel 4 / DEU**

**theoretical besttime: 1:47.283**

Lap	Time	S1	V1	S2	V2	S3	V3	Vmax	Lap	Time	S1	V1	S2	V2	S3	V3	Vmax
1	1:55.561	31.506	147	<b>50.372</b>	<b>177</b>	<b>33.683</b>	<b>181</b>	<b>226</b>	3	<b>1:54.093</b>	25.072	135	54.368	163	34.653	168	190
2	2:02.695	<b>23.228</b>	<b>152</b>	1:04.562	154	34.905	163	225	4	1:57.333	24.371	139	52.778	164			196

**81 Sebastian Estner , ADAC Formel 4 Rookie / DEU**

**theoretical besttime: 1:43.389**

Lap	Time	S1	V1	S2	V2	S3	V3	Vmax	Lap	Time	S1	V1	S2	V2	S3	V3	Vmax
1	1:56.053	31.985	142	50.593	179	33.475	181	<b>226</b>	10	1:47.240	24.762	148	49.745	178	32.733	183	221
2	1:45.133	23.396	149	49.540	179	32.197	183	221	11	1:44.035	22.825	150	48.918	179	32.292	183	223
3	1:44.000	22.825	150	49.009	<b>181</b>	32.166	183	220	12	1:44.518	22.898	150	49.079	177	32.541	183	221
4	1:43.912	22.897	150	48.860	181	32.155	184	220	13	1:44.142	22.956	150	48.773	179	32.413	181	220
5	1:43.803	<b>22.582</b>	150	48.905	177	32.316	184	221	14	1:44.560	23.267	150	48.902	179	32.391	184	222
6	<b>1:43.750</b>	22.729	149	48.908	181	<b>32.113</b>	<b>185</b>	225	15	1:44.319	22.966	149	49.007	176	32.346	184	221
7	1:44.336	22.729	149	<b>48.694</b>	179	32.913	184	222	16	1:45.011	23.332	<b>153</b>	49.348	178	32.331	182	223
8	1:44.163	22.993	150	48.986	179	32.184	185	225	17	1:44.603	23.227	152	48.992	179	32.384	184	225
9	1:43.891	22.836	151	48.782	179	32.273	184	224	18	1:44.670	23.366	150	49.086	180	32.218	184	222

**95 Tom Beckhäuser , ADAC Formel 4 / CZE**

**theoretical besttime: 1:43.222**

Lap	Time	S1	V1	S2	V2	S3	V3	Vmax	Lap	Time	S1	V1	S2	V2	S3	V3	Vmax
1	1:53.700	30.268	150	50.266	179	33.166	183	<b>230</b>	10	1:43.611	22.677	152	48.869	181	32.065	184	220
2	1:45.173	22.879	152	49.784	175	32.510	184	224	11	1:43.974	22.780	151	49.179	179	32.015	183	222
3	1:43.959	22.780	152	48.875	180	32.304	182	225	12	1:43.655	22.702	152	48.809	181	32.144	184	222
4	1:44.168	22.673	151	<b>48.605</b>	179	32.890	184	224	13	1:45.202	22.727	151	49.274	178	33.201	183	221
5	1:45.410	22.786	151	50.067	179	32.557	182	226	14	1:43.699	22.946	152	48.753	179	32.000	183	223
6	1:43.548	22.826	152	48.703	<b>182</b>	32.019	<b>185</b>	222	15	1:45.054	22.831	152	49.236	172	32.987	183	221
7	1:43.857	<b>22.649</b>	152	48.715	180	32.493	183	224	16	1:43.687	22.684	<b>153</b>	48.700	179	32.303	181	224
8	1:43.587	22.657	152	48.680	180	32.250	182	225	17	<b>1:43.547</b>	22.795	153	48.692	180	32.060	183	222
9	1:43.772	22.686	152	49.118	181	<b>31.968</b>	183	222	18	1:44.029	22.829	152	48.926	177	32.274	183	221



**DTM Hockenheim I**  
**Hockenheimring, length 4574 m**  
**04. - 06.05.2018**  
**ADAC Formel 4**



**DMSB**-Reg.No.: 122/18

**Best Sector Times race 3**

Pos.	sector 1			sector 2			sector 3			theoretical and best lap time				
	No	Driver	Time	No	Driver	Time	No	Driver	Time	No	Driver	theoretical	Best	Pos
1	28	Wishofer M.	22.157	44	Zendeli L.	48.149	28	Wishofer M.	31.295	28	Wishofer M.	1:41.811	1:42.001	
2	74	Fittipaldi E.	22.210	21	Weerts C.	48.199	4	Krütten N.	31.588	44	Zendeli L.	1:42.015	1:42.032	
3	4	Krütten N.	22.266	4	Krütten N.	48.210	27	Schumacher D.	31.592	4	Krütten N.	1:42.064	1:42.114	
4	44	Zendeli L.	22.267	26	Köhler L.	48.327	44	Zendeli L.	31.599	74	Fittipaldi E.	1:42.324	1:42.463	
5	33	Doohan J.	22.285	22	Roy L.	48.346	14	Lorandi L.	31.626	21	Weerts C.	1:42.361	1:42.556	
6	5	Petecof G.	22.302	28	Wishofer M.	48.359	2	Vesti F.	31.672	26	Köhler L.	1:42.390	1:42.528	
7	23	Alders J.	22.310	74	Fittipaldi E.	48.365	26	Köhler L.	31.714	2	Vesti F.	1:42.456	1:42.677	
8	30	Lawson L.	22.316	2	Vesti F.	48.387	5	Petecof G.	31.715	22	Roy L.	1:42.465	1:42.575	
9	14	Lorandi L.	22.323	30	Lawson L.	48.456	74	Fittipaldi E.	31.749	27	Schumacher D.	1:42.492	1:42.804	
10	22	Roy L.	22.334	33	Doohan J.	48.475	21	Weerts C.	31.764	5	Petecof G.	1:42.510	1:42.591	
11	26	Köhler L.	22.349	27	Schumacher D.	48.489	22	Roy L.	31.785	14	Lorandi L.	1:42.539	1:42.771	
12	64	Caldwell O.	22.356	5	Petecof G.	48.493	30	Lawson L.	31.811	33	Doohan J.	1:42.583	1:42.663	
13	2	Vesti F.	22.397	23	Alders J.	48.497	33	Doohan J.	31.823	30	Lawson L.	1:42.583	1:42.697	
14	21	Weerts C.	22.398	14	Lorandi L.	48.590	23	Alders J.	31.891	23	Alders J.	1:42.698	1:42.826	
15	27	Schumacher D.	22.411	95	Beckhäuser T.	48.605	6	Cohen I.	31.959	64	Caldwell O.	1:42.998	1:43.092	
16	6	Cohen I.	22.554	64	Caldwell O.	48.628	95	Beckhäuser T.	31.968	95	Beckhäuser T.	1:43.222	1:43.547	
17	13	Di Comberti A.	22.576	81	Estner S.	48.694	64	Caldwell O.	32.014	6	Cohen I.	1:43.291	1:43.659	
18	81	Estner S.	22.582	6	Cohen I.	48.778	13	Di Comberti A.	32.024	81	Estner S.	1:43.389	1:43.750	
19	95	Beckhäuser T.	22.649	13	Di Comberti A.	48.812	81	Estner S.	32.113	13	Di Comberti A.	1:43.412	1:43.473	
20	80	Estner A.	23.228	80	Estner A.	50.372	80	Estner A.	33.683	80	Estner A.	1:47.283	1:54.093	

## Lapchart: ADAC Formel 4 race 3

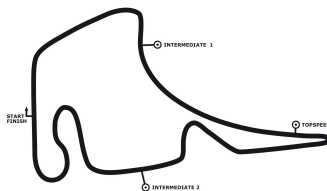
POS	1	2	3	4	5	6	7	8	9	10	11	12	13	14	15	16	17	18	19	20	21
LAP 1	4	28	33	23	21	30	44	27	2	64	26	95	6	74	14	80	5	81	22	13	13
LAP 2	4	28	33	21	30	44	27	23	64	2	26	74	95	6	5	81	22	13	80	14	
LAP 3	28	4	33	21	30	44	27	23	2	64	74	26	95	5	6	81	22	13	80	14	
LAP 4	28	4	33	21	30	44	27	2	23	74	26	64	95	5	6	81	22	13	14	80.	
LAP 5	28	4	33	21	30	44	27	2	23	74	26	64	5	6	95	81	22	13	14		
LAP 6	28	4	33	21	30	44	27	2	23	74	26	5	64	6	95	81	22	13	14		
LAP 7	28	4	33	21	30	44	27	2	74	26	5	64	6	95	23	81	22	13	14		
LAP 8	28	4	33	21	30	44	27	2	74	26	5	64	95	6	23	81	22	13	14		
LAP 9	28	4	33	21	30	44	27	2	74	26	5	64	95	6	23	81	22	13	14		
LAP 10	28	4	33	21	30	44	27	2	74	5	64	26.	95	23	6	22	81	13	14		
LAP 11	28	4	33	21	44	30	27	2	74	5	64	95	23	6	22	81	13	26	14		
LAP 12	28	4	33	21	44	30	2	74	5	64	27.	95	23	6	22	81	13	26	14		
LAP 13	28	4	33	21	44	30	74	2	5	64	23	95	22	6	81	27	13	26	14		
LAP 14	28	4	33	44	21	30	74	2	5	64	23	95	22	6	81	27	26	13	14		
LAP 15	28	4	44	33	21	30	74	2	5	64	23	22	95	6	81	27	26	13	14		
LAP 16	28	4	44	21	33	30	74	2	5	64	23	22	95	6	27	81	26	13	14		
LAP 17	28	4	44	21	33	30	74	2	5	64	23	22	95	6	27	26	81	14	13.		
LAP 18	28	4	44	21	33	74	30	2	5	64	23	22	95	6	27	26	81	14			

# DTM Hockenheim I

Hockenheimring, length 4574 m

04. - 06.05.2018

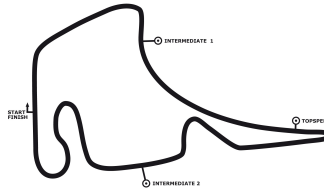
ADAC Formel 4



## Topspeed race 3, 06.05.2018

DMSB-Reg.No.: 122/18

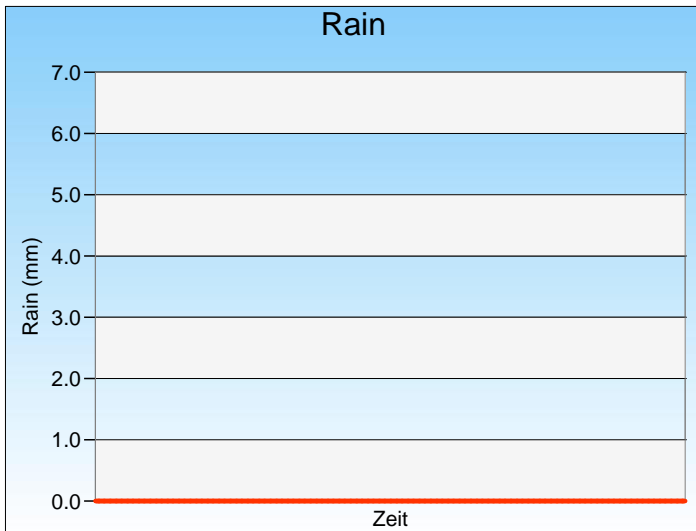
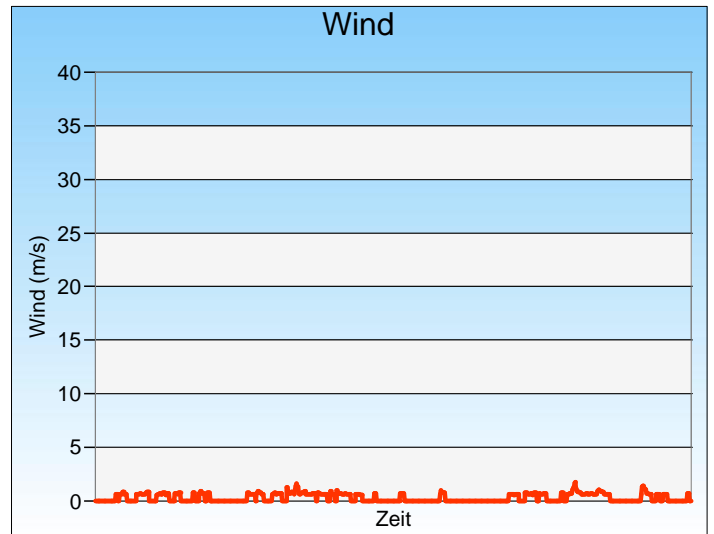
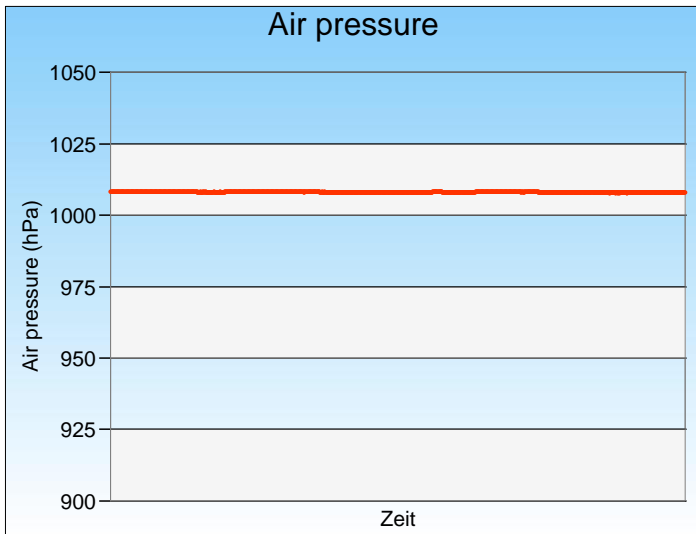
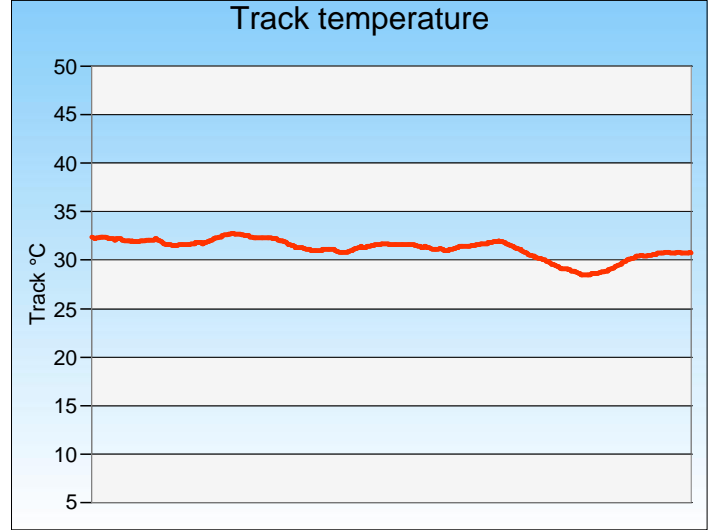
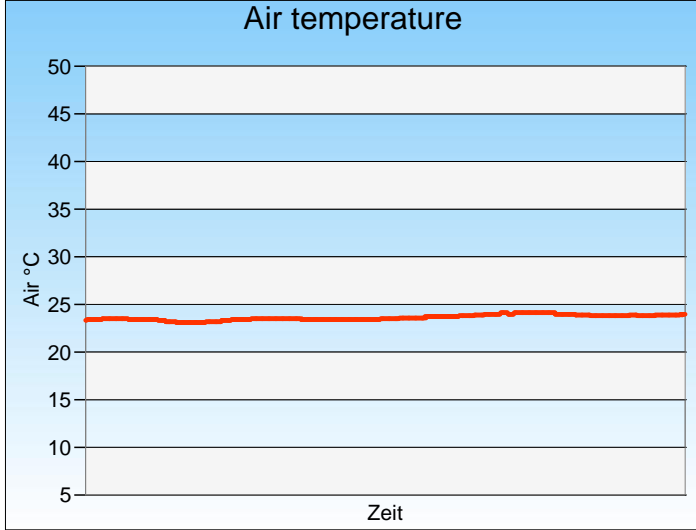
Car No.	Driver	Make	Speed km/h
2	Frederik Vesti	ADAC Formel 4	234
26	Leon Köhler	ADAC Formel 4	232
30	Liam Lawson	ADAC Formel 4	231
27	David Schumacher	ADAC Formel 4	231
95	Tom Beckhäuser	ADAC Formel 4	230
44	Lirim Zendeli	ADAC Formel 4	230
6	Ido Cohen	ADAC Formel 4	230
21	Charles Weerts	ADAC Formel 4	229
23	Joey Alders	ADAC Formel 4	229
64	Oliver Caldwell	ADAC Formel 4	229
5	Gianluca Petecof	ADAC Formel 4	228
22	Lucas Alecco Roy	ADAC Formel 4	228
74	Enzo Fittipaldi	ADAC Formel 4	228
13	Aaron Di Comberti	ADAC Formel 4	227
80	Andreas Estner	ADAC Formel 4	226
81	Sebastian Estner	ADAC Formel 4	226
14	Leonardo Lorandi	ADAC Formel 4	226
28	Mick Wishofer	ADAC Formel 4	225
33	Jack Doohan	ADAC Formel 4	225
4	Niklas Krütten	ADAC Formel 4	224



**Weather race 3**


DMSB-Reg.No.: 122/18

06.05.2018, 10:40:00 - 11:10:00



Weather:

sunny



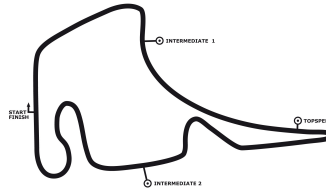
# DTM Hockenheim I

Hockenheimring, length 4574 m

04. - 06.05.2018

ADAC Formel 4

Starting grid race 3



DMSB Reg.No.: 122/18

14	<b>Leonardo Lorandi</b>	
	ADAC Formel 4	
5	<b>Gianluca Petecof</b>	31:44.312
	ADAC Formel 4	
80	<b>Andreas Estner</b>	32:13.885
	ADAC Formel 4	
81	<b>Sebastian Estner</b>	32:03.934
	ADAC Formel 4	
26	<b>Leon Köhler</b>	32:01.364
	ADAC Formel 4	
95	<b>Tom Beckhäuser</b>	31:56.280
	ADAC Formel 4	
44	<b>Lirim Zendeli</b>	31:38.399
	ADAC Formel 4	
2	<b>Frederik Vesti</b>	31:42.165
	ADAC Formel 4	
23	<b>Joey Alders</b>	31:49.973
	ADAC Formel 4	
28	<b>Mick Wishofer</b>	31:51.496
	ADAC Formel 4	

10  
9  
8  
7  
6  
5  
4  
3  
2  
1

74	<b>Enzo Fittipaldi</b>	
	ADAC Formel 4	
13	<b>Aaron Di Comberti</b>	32:29.137
	ADAC Formel 4	
64	<b>Oliver Caldwell</b>	32:07.273
	ADAC Formel 4	
6	<b>Ido Cohen</b>	32:01.857
	ADAC Formel 4	
22	<b>Lucas Alecco Roy</b>	31:56.591
	ADAC Formel 4	
27	<b>David Schumacher</b>	31:53.006
	ADAC Formel 4	
30	<b>Liam Lawson</b>	31:41.776
	ADAC Formel 4	
21	<b>Charles Weerts</b>	31:48.898
	ADAC Formel 4	
33	<b>Jack Doohan</b>	31:50.948
	ADAC Formel 4	
4	<b>Niklas Krütten</b>	31:52.218
	ADAC Formel 4	
	<b>Pole Position</b>	

Issued:

Stewards:

Timekeeper:

**CARS # 14 & 74 - ALLOWED TO START FROM THE BACK OF THE GRID**

**CAR # 14 - DROP OF 10 GRID POSITIONS (DECISION 13)**

Timekeeping and Dataservice: wige SOLUTIONS GmbH & Co. KG, Meckenheim, GER

wige SOLUTIONS

Chief timekeeping: Stefan Schlerkmann, Roetgen, GER, stefan.schlerkmann@wige.de

Page 1

printed : 5.5.2018 - 18:31