

ADAC *F4*
GERMANY

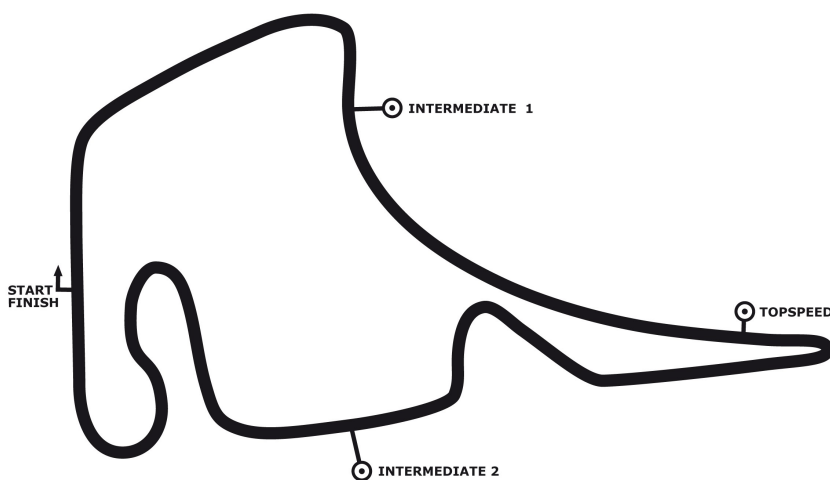
CERTIFIED BY FIA



POWERED BY **ABARTH**

DTM Hockenheim I

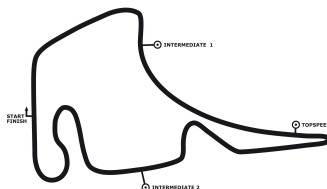
race 2



Hockenheimring 4574 m

04. - 06.05.2018

DTM Hockenheim I
Hockenheimring, length 4574 m
04. - 06.05.2018
ADAC Formel 4



Result race 2, 05.05.2018

DMSB-Reg.No.: 122/18

| Pos | No. | T | Cl. | Driver, Place | Team Make | Lap | Time total | Interval | Avg. Total | fastest Avg. | at Lap | |
|-----------------------|-----|---|-----|-------------------------|--|-----|------------|-----------|------------|--------------|----------|----|
| 1 | 44 | T | | Lirim Zendeli / DEU | US Racing - CHRS ADAC Formel 4 | 17 | 31:38.399 | | 147.455 | 1:42.373 | 6 | |
| 2 | 30 | T | | Liam Lawson / NLD | Van Amersfoort Racing ADAC Formel 4 | 17 | 31:41.776 | 03.377 | 147.193 | 1:42.808 | 8 | |
| 3 | 2 | T | | Frederik Vesti / DNK | Van Amersfoort Racing ADAC Formel 4 | 17 | 31:42.165 | 03.766 | 147.163 | 1:42.623 | 9 | |
| 4 | 21 | | | Charles Weerts / BEL | Van Amersfoort Racing ADAC Formel 4 | 17 | 31:48.898 | 00.389 | 10.499 | 146.644 | 1:43.233 | 6 |
| 5 | 23 | R | | Joey Alders / NLD | Van Amersfoort Racing ADAC Formel 4 | 17 | 31:49.973 | 06.733 | 11.574 | 146.562 | 1:43.408 | 11 |
| 6 | 33 | R | | Jack Doohan / AUS | Prema Theodore Racing ADAC Formel 4 | 17 | 31:50.948 | 01.075 | 12.549 | 146.487 | 1:43.338 | 7 |
| 7 | 28 | T | | Mick Wishofer / AUT | US Racing - CHRS ADAC Formel 4 | 17 | 31:51.496 | 00.975 | 13.097 | 146.445 | 1:43.135 | 6 |
| 8 | 4 | T | R | Niklas Krütten / DEU | ADAC Berlin-Brandenburg e.V ADAC Formel 4 | 17 | 31:52.218 | 00.548 | 13.819 | 146.390 | 1:43.025 | 13 |
| 9 | 27 | | R | David Schumacher / DEU | US Racing - CHRS ADAC Formel 4 | 17 | 31:53.006 | 00.722 | 14.607 | 146.329 | 1:43.537 | 13 |
| 10 | 95 | | | Tom Beckhäuser / CZE | US Racing - CHRS ADAC Formel 4 | 17 | 31:56.280 | 00.788 | 17.881 | 146.079 | 1:43.382 | 10 |
| 11 | 22 | | | Lucas Alecco Roy / MCO | Van Amersfoort Racing ADAC Formel 4 | 17 | 31:56.591 | 03.274 | 18.192 | 146.056 | 1:43.676 | 8 |
| 12 | 26 | T | R | Leon Köhler / DEU | ADAC Berlin-Brandenburg e.V ADAC Formel 4 | 17 | 32:01.364 | 00.311 | 22.965 | 145.693 | 1:43.634 | 8 |
| 13 | 6 | R | | Ido Cohen / ISR | ADAC Berlin-Brandenburg e.V ADAC Formel 4 | 17 | 32:01.857 | 04.773 | 23.458 | 145.655 | 1:43.952 | 13 |
| 14 | 81 | T | R | Sebastian Estner / DEU | Neuhauser Racing ADAC Formel 4 | 17 | 32:03.934 | 00.493 | 25.535 | 145.498 | 1:44.078 | 17 |
| 15 | 64 | | | Oliver Caldwell / GBR | Prema Theodore Racing ADAC Formel 4 | 17 | 32:07.273 | 02.077 | 28.874 | 145.246 | 1:43.646 | 8 |
| 16 | 80 | T | | Andreas Estner / DEU | Neuhauser Racing ADAC Formel 4 | 17 | 32:13.885 | 03.339 | 35.486 | 144.749 | 1:43.787 | 14 |
| 17 | 13 | T | | Aaron Di Comberti / GBR | KDC Racing ADAC Formel 4 | 17 | 32:29.137 | 06.612 | 50.738 | 143.617 | 1:44.066 | 9 |
| 18 | 5 | T | R | Gianluca Petecof / ITA | Prema Theodore Racing ADAC Formel 4 | 16 | 31:44.312 | 15.252 | 1 Runde | 138.350 | 1:43.116 | 16 |
| NOT CLASSIFIED | | | | | | | | | | | | |
| 14 | T | | | Leonardo Lorandi / ITA | KDC Racing ADAC Formel 4 | 0 | 00.000 | 17 Runden | 0.000 | 00.000 | | |
| 74 | T | | | Enzo Fittipaldi / ITA | Prema Theodore Racing ADAC Formel 4 | 0 | 00.000 | 17 Runden | 0.000 | 00.000 | | |

fastest lap: 44 Zendeli Lirim 1:42.373 =160.847 km/h

Subject to final scrutineering!

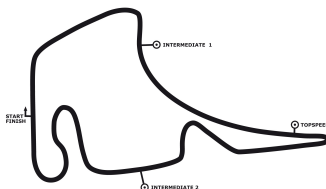
Issued: Stewards: Timekeeper:

DTM Hockenheim I

Hockenheimring, length 4574 m

04. - 06.05.2018

ADAC Formel 4



Lap by Lap race 2, 05.05.2018

DMSB-Reg.No.: 122/18

| 2 Frederik Vesti , ADAC Formel 4 / DNK | | | | | | | | | | | | | | | |
|--|-----------------|----|----------|----|----------|----|----------|----|----------|----|----------|----|----------|----|----------|
| 1 | 1:56.721 | 2 | 2:29.795 | 3 | 2:21.044 | 4 | 2:29.812 | 5 | 1:43.300 | 6 | 1:42.895 | 7 | 1:43.008 | 8 | 1:42.891 |
| 9 | 1:42.623 | 10 | 1:42.974 | 11 | 1:43.085 | 12 | 1:43.730 | 13 | 1:43.751 | 14 | 1:43.185 | 15 | 1:44.465 | 16 | 1:44.616 |
| 17 | 1:44.270 | | | | | | | | | | | | | | |

| 4 Niklas Krütten , ADAC Formel 4 Rookie / DEU | | | | | | | | | | | | | | | |
|---|----------|----|----------|----|----------|----|----------|----|-----------------|----|----------|----|----------|----|----------|
| 1 | 1:59.553 | 2 | 2:29.590 | 3 | 2:21.108 | 4 | 2:28.877 | 5 | 1:43.582 | 6 | 1:45.084 | 7 | 1:44.215 | 8 | 1:44.112 |
| 9 | 1:43.949 | 10 | 1:44.948 | 11 | 1:45.696 | 12 | 1:43.940 | 13 | 1:43.025 | 14 | 1:43.210 | 15 | 1:43.876 | 16 | 1:44.118 |
| 17 | 1:43.335 | | | | | | | | | | | | | | |

| 5 Gianluca Petecof , ADAC Formel 4 Rookie / ITA | | | | | | | | | | | | | | | |
|---|----------|----|----------|----|----------|----|----------|-----|----------|----|----------|----|----------|----|-----------------|
| 1 | 2:01.054 | 2 | 2:30.295 | 3 | 2:20.934 | 4 | 2:28.083 | 5 | 1:44.992 | 6 | 1:43.737 | 7 | 1:43.485 | 8 | 1:44.020 |
| 9 | 1:43.772 | 10 | 1:44.882 | 11 | 1:44.727 | 12 | 1:44.441 | pit | 1:49.280 | 14 | 3:14.245 | 15 | 1:43.249 | 16 | 1:43.116 |

| 6 Ido Cohen , ADAC Formel 4 Rookie / ISR | | | | | | | | | | | | | | | |
|--|----------|----|----------|----|----------|----|----------|----|-----------------|----|----------|----|----------|----|----------|
| 1 | 2:15.631 | 2 | 2:19.559 | 3 | 2:21.355 | 4 | 2:26.493 | 5 | 1:44.722 | 6 | 1:45.375 | 7 | 1:44.990 | 8 | 1:44.250 |
| 9 | 1:44.159 | 10 | 1:45.005 | 11 | 1:44.269 | 12 | 1:44.177 | 13 | 1:43.952 | 14 | 1:43.963 | 15 | 1:44.086 | 16 | 1:45.501 |
| 17 | 1:44.370 | | | | | | | | | | | | | | |

| 13 Aaron Di Comberti , ADAC Formel 4 / GBR | | | | | | | | | | | | | | | |
|--|-----------------|----|----------|----|----------|----|----------|-----|----------|----|----------|----|----------|----|----------|
| pit | 2:16.266 | 2 | 2:39.974 | 3 | 2:03.044 | 4 | 2:24.487 | pit | 1:49.406 | 6 | 1:58.575 | 7 | 1:44.370 | 8 | 1:44.561 |
| 9 | 1:44.066 | 10 | 1:44.514 | 11 | 1:44.516 | 12 | 1:44.650 | 13 | 1:44.672 | 14 | 1:44.358 | 15 | 1:44.742 | 16 | 1:50.339 |
| 17 | 1:46.597 | | | | | | | | | | | | | | |

| 21 Charles Weerts , ADAC Formel 4 / BEL | | | | | | | | | | | | | | | |
|---|----------|----|----------|----|----------|----|----------|----|----------|----|-----------------|----|----------|----|----------|
| 1 | 1:57.132 | 2 | 2:30.029 | 3 | 2:20.933 | 4 | 2:29.714 | 5 | 1:43.460 | 6 | 1:43.233 | 7 | 1:45.198 | 8 | 1:43.538 |
| 9 | 1:43.384 | 10 | 1:43.436 | 11 | 1:44.155 | 12 | 1:44.984 | 13 | 1:43.831 | 14 | 1:44.972 | 15 | 1:43.742 | 16 | 1:43.471 |
| 17 | 1:43.686 | | | | | | | | | | | | | | |

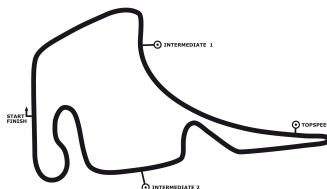
| 22 Lucas Alecco Roy , ADAC Formel 4 / MCO | | | | | | | | | | | | | | | |
|---|----------|----|----------|----|----------|----|----------|----|----------|----|----------|----|----------|----|-----------------|
| 1 | 2:02.343 | 2 | 2:30.352 | 3 | 2:20.990 | 4 | 2:27.417 | 5 | 1:44.652 | 6 | 1:45.389 | 7 | 1:43.950 | 8 | 1:43.676 |
| 9 | 1:43.759 | 10 | 1:43.681 | 11 | 1:43.959 | 12 | 1:45.714 | 13 | 1:43.969 | 14 | 1:44.037 | 15 | 1:44.016 | 16 | 1:43.903 |
| 17 | 1:44.784 | | | | | | | | | | | | | | |

| 23 Joey Alders , ADAC Formel 4 Rookie / NLD | | | | | | | | | | | | | | | |
|---|----------|----|----------|----|-----------------|----|----------|----|----------|----|----------|----|----------|----|----------|
| 1 | 2:00.530 | 2 | 2:30.126 | 3 | 2:21.040 | 4 | 2:28.105 | 5 | 1:43.891 | 6 | 1:43.989 | 7 | 1:43.524 | 8 | 1:44.583 |
| 9 | 1:43.931 | 10 | 1:44.000 | 11 | 1:43.408 | 12 | 1:43.521 | 13 | 1:43.477 | 14 | 1:44.311 | 15 | 1:43.966 | 16 | 1:43.444 |
| 17 | 1:44.127 | | | | | | | | | | | | | | |

| 26 Leon Köhler , ADAC Formel 4 Rookie / DEU | | | | | | | | | | | | | | | |
|---|----------|----|----------|----|----------|----|----------|----|----------|----|----------|----|----------|----|-----------------|
| 1 | 2:03.130 | 2 | 2:30.329 | 3 | 2:20.974 | 4 | 2:27.029 | 5 | 1:45.003 | 6 | 1:45.401 | 7 | 1:44.049 | 8 | 1:43.634 |
| 9 | 1:45.046 | 10 | 1:45.908 | 11 | 1:44.311 | 12 | 1:44.195 | 13 | 1:43.758 | 14 | 1:43.890 | 15 | 1:44.740 | 16 | 1:45.519 |
| 17 | 1:44.448 | | | | | | | | | | | | | | |

| 27 David Schumacher , ADAC Formel 4 Rookie / DEU | | | | | | | | | | | | | | | |
|--|----------|----|----------|----|----------|----|----------|----|-----------------|----|----------|----|----------|----|----------|
| 1 | 1:57.882 | 2 | 2:29.971 | 3 | 2:20.957 | 4 | 2:29.246 | 5 | 1:44.057 | 6 | 1:43.910 | 7 | 1:44.307 | 8 | 1:44.414 |
| 9 | 1:43.984 | 10 | 1:45.911 | 11 | 1:44.497 | 12 | 1:43.750 | 13 | 1:43.537 | 14 | 1:43.787 | 15 | 1:44.009 | 16 | 1:44.176 |
| 17 | 1:44.611 | | | | | | | | | | | | | | |

DTM Hockenheim I
Hockenheimring, length 4574 m
04. - 06.05.2018
ADAC Formel 4



Lap by Lap race 2, 05.05.2018

DMSB-Reg.No.: 122/18

| 28 Mick Wishofer , ADAC Formel 4 / AUT | | | | | | | | | | | | | | | |
|---|----------|----|----------|----|----------|----|----------|----|----------|----|-----------------|----|----------|----|----------|
| 1 | 1:58.893 | 2 | 2:29.827 | 3 | 2:20.974 | 4 | 2:28.733 | 5 | 1:43.207 | 6 | 1:43.135 | 7 | 1:45.138 | 8 | 1:43.695 |
| 9 | 1:43.487 | 10 | 1:43.283 | 11 | 1:43.973 | 12 | 1:45.165 | 13 | 1:43.696 | 14 | 1:45.841 | 15 | 1:44.630 | 16 | 1:43.951 |
| 17 | 1:43.868 | | | | | | | | | | | | | | |

| 30 Liam Lawson , ADAC Formel 4 / NLD | | | | | | | | | | | | | | | |
|---|----------|----|----------|----|----------|----|----------|----|----------|----|----------|----|----------|----|-----------------|
| 1 | 1:56.268 | 2 | 2:29.446 | 3 | 2:21.168 | 4 | 2:29.978 | 5 | 1:42.854 | 6 | 1:42.840 | 7 | 1:43.063 | 8 | 1:42.808 |
| 9 | 1:42.960 | 10 | 1:43.021 | 11 | 1:43.371 | 12 | 1:43.718 | 13 | 1:43.745 | 14 | 1:43.204 | 15 | 1:44.526 | 16 | 1:44.490 |
| 17 | 1:44.316 | | | | | | | | | | | | | | |

| 33 Jack Doohan , ADAC Formel 4 Rookie / AUS | | | | | | | | | | | | | | | |
|--|----------|----|----------|----|----------|----|----------|----|----------|----|----------|----|-----------------|----|----------|
| 1 | 2:00.074 | 2 | 2:29.769 | 3 | 2:21.111 | 4 | 2:28.529 | 5 | 1:43.634 | 6 | 1:43.986 | 7 | 1:43.338 | 8 | 1:44.888 |
| 9 | 1:43.937 | 10 | 1:44.829 | 11 | 1:43.638 | 12 | 1:43.691 | 13 | 1:43.444 | 14 | 1:44.461 | 15 | 1:44.074 | 16 | 1:43.847 |
| 17 | 1:43.698 | | | | | | | | | | | | | | |

| 44 Lirim Zendeli , ADAC Formel 4 / DEU | | | | | | | | | | | | | | | |
|---|----------|----|----------|----|----------|----|----------|----|----------|----|-----------------|----|----------|----|----------|
| 1 | 1:55.625 | 2 | 2:28.942 | 3 | 2:21.319 | 4 | 2:30.336 | 5 | 1:42.770 | 6 | 1:42.373 | 7 | 1:42.817 | 8 | 1:42.599 |
| 9 | 1:42.708 | 10 | 1:42.840 | 11 | 1:42.701 | 12 | 1:43.165 | 13 | 1:43.585 | 14 | 1:43.447 | 15 | 1:43.807 | 16 | 1:43.917 |
| 17 | 1:45.448 | | | | | | | | | | | | | | |

| 64 Oliver Caldwell , ADAC Formel 4 / GBR | | | | | | | | | | | | | | | |
|---|----------|----|----------|----|----------|----|----------|----|----------|----|----------|----|----------|----|-----------------|
| 1 | 2:09.113 | 2 | 2:25.553 | 3 | 2:21.252 | 4 | 2:26.471 | 5 | 1:44.981 | 6 | 1:45.381 | 7 | 1:44.680 | 8 | 1:43.646 |
| 9 | 1:44.020 | 10 | 1:51.996 | 11 | 1:44.521 | 12 | 1:44.064 | 13 | 1:43.934 | 14 | 1:43.678 | 15 | 1:44.799 | 16 | 1:43.970 |
| 17 | 1:45.214 | | | | | | | | | | | | | | |

| 80 Andreas Estner , ADAC Formel 4 / DEU | | | | | | | | | | | | | | | |
|--|----------|----|----------|----|----------|----|----------|----|----------|----|-----------------|----|----------|----|----------|
| 1 | 2:03.631 | 2 | 2:30.583 | 3 | 2:21.091 | 4 | 2:26.831 | 5 | 1:45.066 | 6 | 1:45.249 | 7 | 1:44.340 | 8 | 1:43.871 |
| 9 | 1:44.921 | 10 | 1:55.633 | 11 | 1:45.713 | 12 | 1:44.299 | 13 | 1:44.040 | 14 | 1:43.787 | 15 | 1:43.965 | 16 | 1:44.202 |
| 17 | 1:46.663 | | | | | | | | | | | | | | |

| 81 Sebastian Estner , ADAC Formel 4 Rookie / DEU | | | | | | | | | | | | | | | |
|---|-----------------|----|----------|----|----------|----|----------|----|----------|----|----------|----|----------|----|----------|
| pit | 2:23.266 | 2 | 2:26.154 | 3 | 2:07.852 | 4 | 2:26.289 | 5 | 1:46.134 | 6 | 1:45.070 | 7 | 1:44.641 | 8 | 1:44.170 |
| 9 | 1:44.106 | 10 | 1:44.204 | 11 | 1:44.661 | 12 | 1:44.268 | 13 | 1:45.400 | 14 | 1:45.127 | 15 | 1:44.388 | 16 | 1:44.126 |
| 17 | 1:44.078 | | | | | | | | | | | | | | |

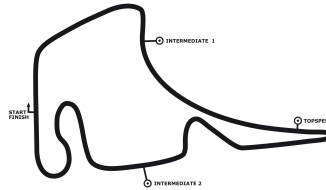
| 95 Tom Beckhäuser , ADAC Formel 4 / CZE | | | | | | | | | | | | | | | |
|--|----------|----|-----------------|----|----------|----|----------|----|----------|----|----------|----|----------|----|----------|
| 1 | 2:01.851 | 2 | 2:30.380 | 3 | 2:20.878 | 4 | 2:27.599 | 5 | 1:45.411 | 6 | 1:45.958 | 7 | 1:44.172 | 8 | 1:43.749 |
| 9 | 1:43.817 | 10 | 1:43.382 | 11 | 1:43.812 | 12 | 1:44.347 | 13 | 1:44.152 | 14 | 1:43.790 | 15 | 1:43.888 | 16 | 1:44.162 |
| 17 | 1:44.932 | | | | | | | | | | | | | | |

DTM Hockenheim I

Hockenheimring, length 4574 m

04. - 06.05.2018

ADAC Formel 4



Lap Analysis race 2, 05.05.2018

DMSB-Reg.No.: 122/18

2 Frederik Vesti , ADAC Formel 4 / DNK

theoretical besttime: 1:42.553

| Lap | Time | S1 | V1 | S2 | V2 | S3 | V3 | Vmax | Lap | Time | S1 | V1 | S2 | V2 | S3 | V3 | Vmax |
|-----|-----------------|---------------|-----|----------|-----|---------------|-----|------|-----|----------|--------|------------|---------------|------------|--------|------------|------------|
| 1 | 1:56.721 | 27.721 | 148 | 49.607 | 171 | 39.393 | 137 | 220 | 10 | 1:42.974 | 22.488 | 151 | 48.421 | 183 | 32.065 | 185 | 222 |
| 2 | 2:29.795 | 33.268 | 81 | 1:10.590 | 120 | 45.937 | 132 | 166 | 11 | 1:43.085 | 22.475 | 151 | 48.549 | 183 | 32.061 | 185 | 224 |
| 3 | 2:21.044 | 31.164 | 107 | 1:05.525 | 120 | 44.355 | 153 | 169 | 12 | 1:43.730 | 22.609 | 152 | 49.062 | 182 | 32.059 | 186 | 225 |
| 4 | 2:29.812 | 30.767 | 117 | 1:06.650 | 67 | 52.395 | 185 | 186 | 13 | 1:43.751 | 22.590 | 151 | 49.091 | 181 | 32.070 | 186 | 227 |
| 5 | 1:43.300 | 22.744 | 150 | 48.628 | 182 | 31.928 | 185 | 223 | 14 | 1:43.185 | 22.695 | 151 | 48.505 | 182 | 31.985 | 186 | 225 |
| 6 | 1:42.895 | 22.490 | 151 | 48.562 | 182 | 31.843 | 185 | 223 | 15 | 1:44.465 | 22.698 | 153 | 49.310 | 182 | 32.457 | 186 | 223 |
| 7 | 1:43.008 | 22.539 | 151 | 48.586 | 182 | 31.883 | 184 | 223 | 16 | 1:44.616 | 22.856 | 146 | 49.587 | 181 | 32.173 | 185 | 223 |
| 8 | 1:42.891 | 22.526 | 150 | 48.449 | 182 | 31.916 | 184 | 224 | 17 | 1:44.270 | 22.634 | 151 | 49.334 | 179 | 32.302 | 184 | 222 |
| 9 | 1:42.623 | 22.391 | 150 | 48.491 | 182 | 31.741 | 185 | 222 | | | | | | | | | |

4 Niklas Krütten , ADAC Formel 4 Rookie / DEU

theoretical besttime: 1:42.717

| Lap | Time | S1 | V1 | S2 | V2 | S3 | V3 | Vmax | Lap | Time | S1 | V1 | S2 | V2 | S3 | V3 | Vmax |
|-----|----------|--------|------------|----------|-----|--------|------------|------------|-----|-----------------|---------------|-----|---------------|------------|---------------|-----|------|
| 1 | 1:59.553 | 29.443 | 148 | 49.893 | 142 | 40.217 | 127 | 219 | 10 | 1:44.948 | 22.656 | 149 | 49.219 | 178 | 33.073 | 182 | 225 |
| 2 | 2:29.590 | 33.150 | 88 | 1:10.606 | 122 | 45.834 | 114 | 146 | 11 | 1:45.696 | 22.897 | 149 | 50.388 | 181 | 32.411 | 182 | 226 |
| 3 | 2:21.108 | 30.991 | 101 | 1:05.786 | 124 | 44.331 | 144 | 149 | 12 | 1:43.940 | 22.812 | 148 | 48.582 | 180 | 32.546 | 183 | 224 |
| 4 | 2:28.877 | 30.488 | 124 | 1:06.170 | 67 | 52.219 | 183 | 144 | 13 | 1:43.025 | 22.789 | 149 | 48.401 | 183 | 31.835 | 184 | 224 |
| 5 | 1:43.582 | 22.767 | 151 | 48.654 | 181 | 32.161 | 185 | 222 | 14 | 1:43.210 | 22.481 | 150 | 48.599 | 181 | 32.130 | 184 | 222 |
| 6 | 1:45.084 | 22.699 | 150 | 49.166 | 179 | 33.219 | 179 | 224 | 15 | 1:43.876 | 23.004 | 149 | 48.638 | 180 | 32.234 | 181 | 222 |
| 7 | 1:44.215 | 23.208 | 148 | 48.781 | 181 | 32.226 | 181 | 225 | 16 | 1:44.118 | 22.661 | 149 | 49.170 | 183 | 32.287 | 184 | 225 |
| 8 | 1:44.112 | 22.570 | 149 | 49.038 | 180 | 32.504 | 185 | 227 | 17 | 1:43.335 | 22.547 | 149 | 48.788 | 183 | 32.000 | 183 | 225 |
| 9 | 1:43.949 | 22.730 | 150 | 48.873 | 180 | 32.346 | 185 | 225 | | | | | | | | | |

5 Gianluca Petecof , ADAC Formel 4 Rookie / ITA

theoretical besttime: 1:43.011

| Lap | Time | S1 | V1 | S2 | V2 | S3 | V3 | Vmax | Lap | Time | S1 | V1 | S2 | V2 | S3 | V3 | Vmax |
|-----|----------|--------|-----|----------|-----|--------|-----|------|-----|-----------------|---------------|------------|---------------|------------|---------------|------------|------------|
| 1 | 2:01.054 | 30.429 | 144 | 50.681 | 162 | 39.944 | 128 | 216 | 9 | 1:43.772 | 22.616 | 149 | 48.720 | 182 | 32.436 | 184 | 224 |
| 2 | 2:30.295 | 33.890 | 94 | 1:10.773 | 123 | 45.632 | 127 | 137 | 10 | 1:44.882 | 22.534 | 150 | 49.246 | 178 | 33.102 | 184 | 228 |
| 3 | 2:20.934 | 31.054 | 109 | 1:05.525 | 107 | 44.355 | 129 | 120 | 11 | 1:44.727 | 22.833 | 147 | 49.281 | 181 | 32.613 | 181 | 226 |
| 4 | 2:28.083 | 30.435 | 140 | 1:05.921 | 70 | 51.727 | 183 | 144 | 12 | 1:44.441 | 22.838 | 149 | 49.040 | 177 | 32.563 | 182 | 221 |
| 5 | 1:44.992 | 22.895 | 149 | 49.884 | 180 | 32.213 | 183 | 220 | 13 | 1:49.280 | 22.739 | 148 | 49.136 | 179 | | | 220 |
| 6 | 1:43.737 | 22.623 | 148 | 49.123 | 181 | 31.991 | 183 | 219 | 14 | 3:14.245 | 1:52.825 | 147 | 49.333 | 179 | 32.087 | 183 | 216 |
| 7 | 1:43.485 | 22.570 | 147 | 48.930 | 181 | 31.985 | 183 | 221 | 15 | 1:43.249 | 22.494 | 148 | 48.909 | 182 | 31.846 | 183 | 216 |
| 8 | 1:44.020 | 22.578 | 149 | 48.887 | 181 | 32.555 | 183 | 225 | 16 | 1:43.116 | 22.445 | 149 | 48.730 | 182 | 31.941 | 183 | 218 |

6 Ido Cohen , ADAC Formel 4 Rookie / ISR

theoretical besttime: 1:43.724

| Lap | Time | S1 | V1 | S2 | V2 | S3 | V3 | Vmax | Lap | Time | S1 | V1 | S2 | V2 | S3 | V3 | Vmax |
|-----|----------|--------|-----|----------|-----|---------------|------------|------------|-----|-----------------|---------------|------------|---------------|------------|--------|-----|------|
| 1 | 2:15.631 | 41.021 | 147 | 54.265 | 121 | 40.345 | 181 | 216 | 10 | 1:45.005 | 22.815 | 148 | 49.001 | 182 | 33.189 | 183 | 220 |
| 2 | 2:19.559 | 25.701 | 95 | 1:08.534 | 115 | 45.324 | 108 | 120 | 11 | 1:44.269 | 22.994 | 150 | 49.059 | 183 | 32.216 | 183 | 219 |
| 3 | 2:21.355 | 33.601 | 137 | 1:02.650 | 114 | 45.104 | 116 | 157 | 12 | 1:44.177 | 22.843 | 151 | 48.913 | 182 | 32.421 | 182 | 221 |
| 4 | 2:26.493 | 31.810 | 147 | 1:03.786 | 92 | 50.897 | 184 | 101 | 13 | 1:43.952 | 22.852 | 149 | 48.898 | 182 | 32.202 | 183 | 221 |
| 5 | 1:44.722 | 23.026 | 149 | 49.267 | 180 | 32.429 | 185 | 219 | 14 | 1:43.963 | 22.760 | 151 | 49.034 | 181 | 32.169 | 182 | 219 |
| 6 | 1:45.375 | 23.005 | 141 | 49.837 | 178 | 32.533 | 183 | 220 | 15 | 1:44.086 | 22.839 | 150 | 48.987 | 181 | 32.260 | 184 | 219 |
| 7 | 1:44.990 | 23.119 | 148 | 49.291 | 178 | 32.580 | 181 | 228 | 16 | 1:45.501 | 22.894 | 149 | 49.981 | 182 | 32.626 | 181 | 217 |
| 8 | 1:44.250 | 23.086 | 148 | 48.976 | 179 | 32.188 | 182 | 221 | 17 | 1:44.370 | 22.855 | 151 | 49.024 | 179 | 32.491 | 181 | 221 |
| 9 | 1:44.159 | 22.933 | 150 | 49.160 | 181 | 32.066 | 183 | 218 | | | | | | | | | |

13 Aaron Di Comberti , ADAC Formel 4 / GBR

theoretical besttime: 1:43.815

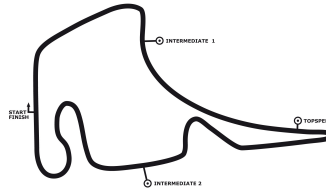
| Lap | Time | S1 | V1 | S2 | V2 | S3 | V3 | Vmax | Lap | Time | S1 | V1 | S2 | V2 | S3 | V3 | Vmax |
|-----|-----------------|----------|------------|----------|-----|---------------|------------|------------|-----|----------|---------------|-----|---------------|------------|--------|-----|------|
| 1 | 2:16.266 | 32.448 | 117 | 55.178 | 151 | | | 209 | 10 | 1:44.514 | 22.768 | 150 | 49.455 | 180 | 32.291 | 183 | 216 |
| 2 | 2:39.974 | 1:15.200 | 145 | 51.139 | 177 | 33.635 | 177 | 213 | 11 | 1:44.516 | 22.913 | 150 | 49.251 | 182 | 32.352 | 181 | 217 |
| 3 | 2:03.044 | 24.159 | 145 | 53.168 | 133 | 45.717 | 113 | 215 | 12 | 1:44.650 | 22.847 | 149 | 49.387 | 181 | 32.416 | 179 | 217 |
| 4 | 2:24.487 | 32.114 | 151 | 1:02.037 | 88 | 50.336 | 184 | 126 | 13 | 1:44.672 | 23.131 | 151 | 48.903 | 179 | 32.638 | 182 | 219 |
| 5 | 1:49.406 | 23.224 | 149 | 49.206 | 179 | | | 220 | 14 | 1:44.358 | 22.917 | 150 | 49.057 | 180 | 32.384 | 182 | 218 |
| 6 | 1:58.575 | 36.637 | 151 | 49.564 | 181 | 32.374 | 182 | 217 | 15 | 1:44.742 | 23.084 | 151 | 49.096 | 180 | 32.562 | 181 | 218 |
| 7 | 1:44.370 | 22.794 | 149 | 49.287 | 180 | 32.289 | 179 | 218 | 16 | 1:50.339 | 22.950 | 149 | 49.082 | 182 | 38.307 | 180 | 217 |
| 8 | 1:44.561 | 22.979 | 150 | 49.333 | 180 | 32.249 | 182 | 219 | 17 | 1:46.597 | 23.856 | 150 | 49.554 | 178 | 33.187 | 182 | 216 |
| 9 | 1:44.066 | 22.919 | 152 | 49.003 | 181 | 32.144 | 182 | 216 | | | | | | | | | |

DTM Hockenheim I

Hockenheimring, length 4574 m

04. - 06.05.2018

ADAC Formel 4



Lap Analysis race 2, 05.05.2018

DMSB-Reg.No.: 122/18

21 Charles Weerts , ADAC Formel 4 / BEL

theoretical besttime: 1:43.081

| Lap | Time | S1 | V1 | S2 | V2 | S3 | V3 | Vmax | Lap | Time | S1 | V1 | S2 | V2 | S3 | V3 | Vmax |
|-----|-----------------|---------------|------------|---------------|-----|--------|------------|------------|-----|----------|--------|-----|--------|------------|---------------|-----|------|
| 1 | 1:57.132 | 28.100 | 148 | 49.633 | 177 | 39.399 | 136 | 225 | 10 | 1:43.436 | 22.582 | 149 | 48.860 | 182 | 31.994 | 183 | 219 |
| 2 | 2:30.029 | 33.482 | 78 | 1:10.500 | 123 | 46.047 | 134 | 162 | 11 | 1:44.155 | 23.043 | 149 | 48.954 | 182 | 32.158 | 179 | 219 |
| 3 | 2:20.933 | 31.060 | 115 | 1:05.461 | 127 | 44.412 | 135 | 171 | 12 | 1:44.984 | 23.470 | 149 | 49.344 | 180 | 32.170 | 183 | 221 |
| 4 | 2:29.714 | 30.802 | 130 | 1:06.589 | 64 | 52.323 | 185 | 175 | 13 | 1:43.831 | 22.684 | 151 | 49.048 | 182 | 32.099 | 184 | 221 |
| 5 | 1:43.460 | 22.773 | 150 | 48.661 | 182 | 32.026 | 186 | 225 | 14 | 1:44.972 | 22.734 | 150 | 49.684 | 172 | 32.554 | 183 | 220 |
| 6 | 1:43.233 | 22.566 | 150 | 48.599 | 182 | 32.068 | 184 | 223 | 15 | 1:43.742 | 22.784 | 150 | 48.778 | 180 | 32.180 | 183 | 219 |
| 7 | 1:45.198 | 22.637 | 150 | 49.395 | 180 | 33.166 | 180 | 222 | 16 | 1:43.471 | 22.659 | 150 | 48.748 | 183 | 32.064 | 184 | 217 |
| 8 | 1:43.538 | 22.895 | 151 | 48.521 | 181 | 32.122 | 183 | 222 | 17 | 1:43.686 | 22.588 | 151 | 48.933 | 182 | 32.165 | 183 | 219 |
| 9 | 1:43.384 | 22.652 | 151 | 48.633 | 182 | 32.099 | 183 | 219 | | | | | | | | | |

22 Lucas Alecco Roy , ADAC Formel 4 / MCO

theoretical besttime: 1:43.427

| Lap | Time | S1 | V1 | S2 | V2 | S3 | V3 | Vmax | Lap | Time | S1 | V1 | S2 | V2 | S3 | V3 | Vmax |
|-----|-----------------|--------|------------|----------|-----|--------|------------|------------|-----|----------|---------------|-----|---------------|------------|---------------|-----|------|
| 1 | 2:02.343 | 31.288 | 136 | 51.245 | 144 | 39.810 | 139 | 224 | 10 | 1:43.681 | 22.794 | 150 | 48.680 | 181 | 32.207 | 184 | 219 |
| 2 | 2:30.352 | 34.225 | 67 | 1:10.498 | 113 | 45.629 | 117 | 135 | 11 | 1:43.959 | 22.666 | 149 | 48.945 | 182 | 32.348 | 184 | 222 |
| 3 | 2:20.990 | 31.102 | 124 | 1:05.232 | 100 | 44.656 | 129 | 138 | 12 | 1:45.714 | 23.691 | 146 | 49.658 | 181 | 32.365 | 185 | 221 |
| 4 | 2:27.417 | 31.030 | 133 | 1:05.064 | 83 | 51.323 | 184 | 127 | 13 | 1:43.969 | 23.087 | 148 | 48.801 | 182 | 32.081 | 184 | 225 |
| 5 | 1:44.652 | 22.775 | 151 | 49.617 | 180 | 32.260 | 185 | 228 | 14 | 1:44.037 | 23.017 | 149 | 48.811 | 180 | 32.209 | 184 | 224 |
| 6 | 1:45.389 | 23.420 | 147 | 49.811 | 178 | 32.158 | 183 | 222 | 15 | 1:44.016 | 22.932 | 151 | 48.735 | 179 | 32.349 | 183 | 223 |
| 7 | 1:43.950 | 22.904 | 151 | 48.941 | 180 | 32.105 | 182 | 220 | 16 | 1:43.903 | 22.718 | 150 | 48.880 | 180 | 32.305 | 184 | 223 |
| 8 | 1:43.676 | 22.846 | 151 | 48.734 | 180 | 32.096 | 183 | 221 | 17 | 1:44.784 | 22.914 | 150 | 49.355 | 181 | 32.515 | 185 | 219 |
| 9 | 1:43.759 | 22.813 | 150 | 48.855 | 181 | 32.091 | 184 | 218 | | | | | | | | | |

23 Joey Alders , ADAC Formel 4 Rookie / NLD

theoretical besttime: 1:43.051

| Lap | Time | S1 | V1 | S2 | V2 | S3 | V3 | Vmax | Lap | Time | S1 | V1 | S2 | V2 | S3 | V3 | Vmax |
|-----|----------|--------|------------|----------|-----|--------|------------|------------|-----|-----------------|---------------|-----|---------------|------------|---------------|-----|------|
| 1 | 2:00.530 | 30.818 | 147 | 49.928 | 163 | 39.784 | 133 | 221 | 10 | 1:44.000 | 22.628 | 151 | 49.042 | 180 | 32.330 | 184 | 223 |
| 2 | 2:30.126 | 33.979 | 89 | 1:10.409 | 116 | 45.738 | 138 | 157 | 11 | 1:43.408 | 22.551 | 150 | 48.849 | 183 | 32.008 | 183 | 219 |
| 3 | 2:21.040 | 30.999 | 109 | 1:05.529 | 105 | 44.512 | 130 | 135 | 12 | 1:43.521 | 22.616 | 151 | 48.712 | 183 | 32.193 | 184 | 219 |
| 4 | 2:28.105 | 30.484 | 125 | 1:06.009 | 73 | 51.612 | 186 | 160 | 13 | 1:43.477 | 22.753 | 151 | 48.492 | 183 | 32.232 | 185 | 222 |
| 5 | 1:43.891 | 22.943 | 151 | 48.747 | 182 | 32.201 | 184 | 223 | 14 | 1:44.311 | 22.768 | 150 | 48.836 | 179 | 32.707 | 184 | 221 |
| 6 | 1:43.989 | 22.718 | 151 | 48.808 | 182 | 32.463 | 182 | 222 | 15 | 1:43.966 | 22.845 | 151 | 48.805 | 180 | 32.316 | 185 | 223 |
| 7 | 1:43.524 | 22.737 | 150 | 48.757 | 181 | 32.030 | 185 | 223 | 16 | 1:43.444 | 22.754 | 151 | 48.596 | 183 | 32.094 | 185 | 221 |
| 8 | 1:44.583 | 22.892 | 151 | 49.385 | 179 | 32.306 | 185 | 228 | 17 | 1:44.127 | 22.749 | 151 | 48.870 | 182 | 32.508 | 183 | 222 |
| 9 | 1:43.931 | 22.686 | 151 | 48.985 | 180 | 32.260 | 184 | 224 | | | | | | | | | |

26 Leon Köhler , ADAC Formel 4 Rookie / DEU

theoretical besttime: 1:43.552

| Lap | Time | S1 | V1 | S2 | V2 | S3 | V3 | Vmax | Lap | Time | S1 | V1 | S2 | V2 | S3 | V3 | Vmax |
|-----|-----------------|--------|-----|----------|-----|---------------|------------|------------|-----|----------|---------------|------------|---------------|------------|--------|-----|------|
| 1 | 2:03.130 | 32.474 | 127 | 50.734 | 133 | 39.922 | 137 | 217 | 10 | 1:45.908 | 23.224 | 151 | 49.517 | 177 | 33.167 | 182 | 220 |
| 2 | 2:30.329 | 34.260 | 67 | 1:10.558 | 110 | 45.511 | 117 | 131 | 11 | 1:44.311 | 22.929 | 150 | 49.094 | 181 | 32.288 | 182 | 219 |
| 3 | 2:20.974 | 31.532 | 135 | 1:04.528 | 101 | 44.914 | 127 | 131 | 12 | 1:44.195 | 22.960 | 151 | 48.814 | 182 | 32.421 | 183 | 220 |
| 4 | 2:27.029 | 30.703 | 141 | 1:05.094 | 81 | 51.232 | 184 | 114 | 13 | 1:43.758 | 22.850 | 151 | 48.728 | 181 | 32.180 | 183 | 221 |
| 5 | 1:45.003 | 22.902 | 150 | 49.569 | 180 | 32.532 | 185 | 222 | 14 | 1:43.890 | 22.891 | 149 | 48.835 | 181 | 32.164 | 182 | 220 |
| 6 | 1:45.401 | 22.893 | 150 | 49.860 | 179 | 32.648 | 182 | 222 | 15 | 1:44.740 | 22.745 | 149 | 48.855 | 181 | 33.140 | 178 | 219 |
| 7 | 1:44.049 | 22.820 | 150 | 48.947 | 179 | 32.282 | 182 | 224 | 16 | 1:45.519 | 23.686 | 148 | 49.453 | 181 | 32.380 | 182 | 220 |
| 8 | 1:43.634 | 22.762 | 149 | 48.793 | 180 | 32.079 | 183 | 223 | 17 | 1:44.448 | 22.872 | 151 | 49.147 | 181 | 32.429 | 183 | 219 |
| 9 | 1:45.046 | 22.747 | 147 | 49.994 | 179 | 32.305 | 182 | 220 | | | | | | | | | |

27 David Schumacher , ADAC Formel 4 Rookie / DEU

theoretical besttime: 1:43.280

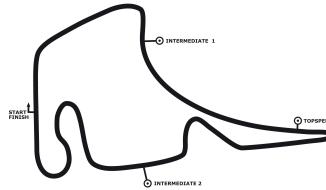
| Lap | Time | S1 | V1 | S2 | V2 | S3 | V3 | Vmax | Lap | Time | S1 | V1 | S2 | V2 | S3 | V3 | Vmax |
|-----|----------|--------|------------|---------------|-----|---------------|------------|------------|-----|-----------------|---------------|-----|--------|------------|--------|-----|------|
| 1 | 1:57.882 | 28.333 | 150 | 50.053 | 158 | 39.496 | 145 | 227 | 10 | 1:45.911 | 22.556 | 150 | 50.586 | 177 | 32.769 | 183 | 216 |
| 2 | 2:29.971 | 33.450 | 95 | 1:10.513 | 121 | 46.008 | 125 | 155 | 11 | 1:44.497 | 22.771 | 150 | 49.704 | 179 | 32.022 | 183 | 220 |
| 3 | 2:20.957 | 31.161 | 105 | 1:05.183 | 125 | 44.613 | 140 | 157 | 12 | 1:43.750 | 22.814 | 151 | 48.969 | 181 | 31.967 | 183 | 218 |
| 4 | 2:29.246 | 30.774 | 127 | 1:06.310 | 66 | 52.162 | 185 | 173 | 13 | 1:43.537 | 22.678 | 151 | 48.885 | 182 | 31.974 | 183 | 219 |
| 5 | 1:44.057 | 22.799 | 151 | 49.253 | 179 | 32.005 | 184 | 223 | 14 | 1:43.787 | 22.697 | 150 | 48.974 | 179 | 32.116 | 183 | 218 |
| 6 | 1:43.910 | 22.901 | 150 | 49.154 | 180 | 31.855 | 181 | 216 | 15 | 1:44.009 | 22.725 | 150 | 49.006 | 179 | 32.278 | 183 | 220 |
| 7 | 1:44.307 | 22.636 | 151 | 49.020 | 180 | 32.651 | 180 | 218 | 16 | 1:44.176 | 22.741 | 150 | 49.364 | 182 | 32.071 | 183 | 219 |
| 8 | 1:44.414 | 23.255 | 150 | 48.869 | 179 | 32.290 | 180 | 221 | 17 | 1:44.611 | 22.634 | 151 | 49.588 | 178 | 32.389 | 184 | 217 |
| 9 | 1:43.984 | 22.872 | 151 | 49.232 | 178 | 31.880 | 182 | 217 | | | | | | | | | |

DTM Hockenheim I

Hockenheimring, length 4574 m

04. - 06.05.2018

ADAC Formel 4



Lap Analysis race 2, 05.05.2018

DMSB-Reg.No.: 122/18

28 Mick Wishofer , ADAC Formel 4 / AUT

theoretical besttime: 1:42.819

| Lap | Time | S1 | V1 | S2 | V2 | S3 | V3 | Vmax | Lap | Time | S1 | V1 | S2 | V2 | S3 | V3 | Vmax |
|-----|-----------------|---------------|-----|---------------|-----|--------|-----|------|-----|----------|--------|-----|--------|-----|--------|-----|------|
| 1 | 1:58.893 | 28.672 | 149 | 50.150 | 138 | 40.071 | 127 | 220 | 10 | 1:43.283 | 22.534 | 150 | 48.739 | 179 | 32.010 | 186 | 220 |
| 2 | 2:29.827 | 32.981 | 95 | 1:10.837 | 127 | 46.009 | 122 | 145 | 11 | 1:43.973 | 22.888 | 149 | 49.049 | 183 | 32.036 | 185 | 221 |
| 3 | 2:20.974 | 30.850 | 98 | 1:05.371 | 126 | 44.753 | 137 | 151 | 12 | 1:45.165 | 23.472 | 151 | 49.537 | 182 | 32.156 | 185 | 219 |
| 4 | 2:28.733 | 30.392 | 127 | 1:06.253 | 66 | 52.088 | 185 | 162 | 13 | 1:43.696 | 22.718 | 151 | 48.941 | 182 | 32.037 | 185 | 223 |
| 5 | 1:43.207 | 22.714 | 151 | 48.615 | 182 | 31.878 | 183 | 226 | 14 | 1:45.841 | 22.782 | 151 | 49.885 | 165 | 33.174 | 183 | 222 |
| 6 | 1:43.135 | 22.511 | 151 | 48.529 | 183 | 32.095 | 185 | 224 | 15 | 1:44.630 | 23.015 | 151 | 49.493 | 181 | 32.122 | 186 | 220 |
| 7 | 1:45.138 | 22.674 | 151 | 49.188 | 182 | 33.276 | 182 | 225 | 16 | 1:43.951 | 22.700 | 151 | 49.175 | 179 | 32.076 | 186 | 222 |
| 8 | 1:43.695 | 23.197 | 151 | 48.430 | 182 | 32.068 | 183 | 225 | 17 | 1:43.868 | 22.573 | 151 | 48.942 | 183 | 32.353 | 181 | 222 |
| 9 | 1:43.487 | 22.679 | 151 | 48.483 | 182 | 32.325 | 183 | 221 | | | | | | | | | |

30 Liam Lawson , ADAC Formel 4 / NLD

theoretical besttime: 1:42.746

| Lap | Time | S1 | V1 | S2 | V2 | S3 | V3 | Vmax | Lap | Time | S1 | V1 | S2 | V2 | S3 | V3 | Vmax |
|-----|-----------------|---------------|-----|---------------|-----|--------|-----|------|-----|----------|--------|-----|--------|-----|--------|-----|------|
| 1 | 1:56.268 | 27.302 | 152 | 49.794 | 173 | 39.172 | 141 | 219 | 10 | 1:43.021 | 22.562 | 149 | 48.621 | 183 | 31.838 | 185 | 218 |
| 2 | 2:29.446 | 32.909 | 81 | 1:10.808 | 122 | 45.729 | 143 | 179 | 11 | 1:43.371 | 22.500 | 151 | 48.868 | 182 | 32.003 | 184 | 221 |
| 3 | 2:21.168 | 30.973 | 108 | 1:05.907 | 133 | 44.288 | 151 | 173 | 12 | 1:43.718 | 22.584 | 152 | 49.248 | 182 | 31.886 | 185 | 222 |
| 4 | 2:29.978 | 30.687 | 129 | 1:06.908 | 67 | 52.383 | 185 | 189 | 13 | 1:43.745 | 22.537 | 151 | 49.263 | 182 | 31.945 | 185 | 222 |
| 5 | 1:42.854 | 22.506 | 152 | 48.591 | 182 | 31.757 | 187 | 223 | 14 | 1:43.204 | 22.577 | 151 | 48.558 | 182 | 32.069 | 183 | 221 |
| 6 | 1:42.840 | 22.474 | 152 | 48.522 | 183 | 31.844 | 184 | 222 | 15 | 1:44.526 | 22.847 | 150 | 49.399 | 181 | 32.280 | 185 | 221 |
| 7 | 1:43.063 | 22.559 | 151 | 48.644 | 182 | 31.860 | 183 | 222 | 16 | 1:44.490 | 23.060 | 149 | 49.358 | 182 | 32.072 | 184 | 220 |
| 8 | 1:42.808 | 22.467 | 150 | 48.528 | 182 | 31.813 | 183 | 223 | 17 | 1:44.316 | 22.703 | 151 | 49.393 | 180 | 32.220 | 184 | 220 |
| 9 | 1:42.960 | 22.547 | 150 | 48.566 | 181 | 31.847 | 184 | 220 | | | | | | | | | |

33 Jack Doohan , ADAC Formel 4 Rookie / AUS

theoretical besttime: 1:43.253

| Lap | Time | S1 | V1 | S2 | V2 | S3 | V3 | Vmax | Lap | Time | S1 | V1 | S2 | V2 | S3 | V3 | Vmax |
|-----|-----------------|--------|-----|----------|-----|--------|-----|------|-----|----------|---------------|-----|---------------|-----|---------------|-----|------|
| 1 | 2:00.074 | 30.324 | 139 | 50.291 | 170 | 39.459 | 134 | 220 | 10 | 1:44.829 | 22.596 | 150 | 49.650 | 177 | 32.583 | 185 | 222 |
| 2 | 2:29.769 | 33.621 | 83 | 1:10.646 | 118 | 45.502 | 131 | 132 | 11 | 1:43.638 | 22.735 | 149 | 48.743 | 183 | 32.160 | 184 | 223 |
| 3 | 2:21.111 | 30.917 | 109 | 1:05.688 | 112 | 44.506 | 139 | 144 | 12 | 1:43.691 | 22.571 | 149 | 49.030 | 182 | 32.090 | 185 | 224 |
| 4 | 2:28.529 | 30.573 | 128 | 1:05.702 | 77 | 52.254 | 185 | 168 | 13 | 1:43.444 | 22.645 | 149 | 48.685 | 182 | 32.114 | 184 | 225 |
| 5 | 1:43.634 | 22.779 | 151 | 48.772 | 181 | 32.083 | 185 | 226 | 14 | 1:44.461 | 22.540 | 148 | 48.791 | 182 | 33.130 | 185 | 225 |
| 6 | 1:43.986 | 22.584 | 151 | 49.128 | 180 | 32.274 | 183 | 226 | 15 | 1:44.074 | 23.004 | 149 | 48.986 | 180 | 32.084 | 184 | 224 |
| 7 | 1:43.338 | 22.576 | 151 | 48.727 | 182 | 32.035 | 185 | 223 | 16 | 1:43.847 | 22.650 | 150 | 49.169 | 183 | 32.028 | 185 | 221 |
| 8 | 1:44.888 | 23.482 | 149 | 49.339 | 177 | 32.067 | 184 | 223 | 17 | 1:43.698 | 22.547 | 150 | 48.952 | 183 | 32.199 | 185 | 222 |
| 9 | 1:43.937 | 22.695 | 150 | 49.038 | 179 | 32.204 | 184 | 223 | | | | | | | | | |

44 Lirim Zendeli , ADAC Formel 4 / DEU

theoretical besttime: 1:42.339

| Lap | Time | S1 | V1 | S2 | V2 | S3 | V3 | Vmax | Lap | Time | S1 | V1 | S2 | V2 | S3 | V3 | Vmax |
|-----|-----------------|---------------|-----|---------------|-----|--------|-----|------|-----|----------|--------|-----|--------|-----|--------|-----|------|
| 1 | 1:55.625 | 27.135 | 151 | 49.875 | 176 | 38.615 | 148 | 218 | 10 | 1:42.840 | 22.490 | 152 | 48.522 | 183 | 31.828 | 184 | 217 |
| 2 | 2:28.942 | 33.029 | 81 | 1:10.798 | 120 | 45.115 | 152 | 159 | 11 | 1:42.701 | 22.423 | 152 | 48.477 | 183 | 31.801 | 184 | 218 |
| 3 | 2:21.319 | 31.344 | 112 | 1:05.847 | 140 | 44.128 | 155 | 170 | 12 | 1:43.165 | 22.585 | 153 | 48.582 | 183 | 31.998 | 184 | 219 |
| 4 | 2:30.336 | 31.215 | 121 | 1:07.022 | 67 | 52.099 | 183 | 161 | 13 | 1:43.585 | 22.705 | 153 | 48.796 | 182 | 32.084 | 184 | 219 |
| 5 | 1:42.770 | 22.514 | 152 | 48.645 | 183 | 31.611 | 185 | 218 | 14 | 1:43.447 | 22.723 | 152 | 48.700 | 182 | 32.024 | 183 | 219 |
| 6 | 1:42.373 | 22.271 | 152 | 48.482 | 182 | 31.620 | 184 | 219 | 15 | 1:43.807 | 22.668 | 153 | 48.924 | 181 | 32.215 | 183 | 219 |
| 7 | 1:42.817 | 22.467 | 153 | 48.677 | 183 | 31.673 | 184 | 219 | 16 | 1:43.917 | 22.741 | 152 | 48.981 | 183 | 32.195 | 183 | 217 |
| 8 | 1:42.599 | 22.417 | 153 | 48.457 | 182 | 31.725 | 183 | 220 | 17 | 1:45.448 | 22.928 | 153 | 49.398 | 182 | 33.122 | 181 | 218 |
| 9 | 1:42.708 | 22.428 | 152 | 48.553 | 181 | 31.727 | 183 | 219 | | | | | | | | | |

64 Oliver Caldwell , ADAC Formel 4 / GBR

theoretical besttime: 1:43.447

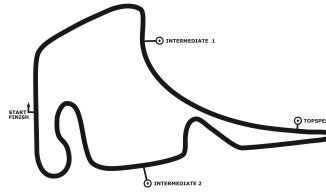
| Lap | Time | S1 | V1 | S2 | V2 | S3 | V3 | Vmax | Lap | Time | S1 | V1 | S2 | V2 | S3 | V3 | Vmax |
|-----|-----------------|---------------|-----|---------------|-----|--------|-----|------|-----|----------|--------|-----|--------|-----|---------------|-----|------|
| 1 | 2:09.113 | | | | 143 | 41.015 | 175 | 201 | 10 | 1:51.996 | 22.558 | 147 | 49.718 | 177 | 39.720 | 183 | 218 |
| 2 | 2:25.553 | 29.629 | 66 | 1:10.555 | 104 | 45.369 | 101 | 133 | 11 | 1:44.521 | 22.990 | 148 | 49.149 | 182 | 32.382 | 182 | 218 |
| 3 | 2:21.252 | 33.303 | 136 | 1:02.751 | 109 | 45.198 | 123 | 153 | 12 | 1:44.064 | 22.682 | 148 | 49.006 | 182 | 32.376 | 180 | 219 |
| 4 | 2:26.471 | 31.555 | 146 | 1:03.964 | 96 | 50.952 | 185 | 107 | 13 | 1:43.934 | 22.723 | 149 | 48.910 | 181 | 32.301 | 182 | 219 |
| 5 | 1:44.981 | 22.742 | 150 | 49.542 | 176 | 32.697 | 184 | 225 | 14 | 1:43.678 | 22.651 | 149 | 48.934 | 179 | 32.093 | 182 | 219 |
| 6 | 1:45.381 | 23.383 | 147 | 49.498 | 179 | 32.500 | 184 | 220 | 15 | 1:44.799 | 22.744 | 148 | 49.473 | 166 | 32.582 | 182 | 219 |
| 7 | 1:44.680 | 23.232 | 147 | 49.225 | 181 | 32.223 | 183 | 223 | 16 | 1:43.970 | 22.581 | 149 | 49.145 | 182 | 32.244 | 182 | 219 |
| 8 | 1:43.646 | 22.618 | 149 | 48.831 | 179 | 32.197 | 185 | 226 | 17 | 1:45.214 | 22.643 | 150 | 49.142 | 180 | 33.429 | 179 | 219 |
| 9 | 1:44.020 | 22.523 | 149 | 49.350 | 178 | 32.147 | 183 | 222 | | | | | | | | | |

DTM Hockenheim I

Hockenheimring, length 4574 m

04. - 06.05.2018

ADAC Formel 4



Lap Analysis race 2, 05.05.2018

DMSB-Reg.No.: 122/18

80 Andreas Estner , ADAC Formel 4 / DEU

theoretical besttime: 1:43.634

| Lap | Time | S1 | V1 | S2 | V2 | S3 | V3 | Vmax | Lap | Time | S1 | V1 | S2 | V2 | S3 | V3 | Vmax |
|-----|----------|---------------|------------|---------------|-----|--------|------------|------------|-----|-----------------|--------|-----|--------|------------|---------------|-----|------|
| 1 | 2:03.631 | 33.630 | 144 | 50.349 | 124 | 39.652 | 128 | 220 | 10 | 1:55.633 | 22.719 | 149 | 49.198 | 180 | 43.716 | 174 | 221 |
| 2 | 2:30.583 | 34.341 | 69 | 1:10.660 | 106 | 45.582 | 104 | 123 | 11 | 1:45.713 | 23.517 | 147 | 49.499 | 179 | 32.697 | 182 | 217 |
| 3 | 2:21.091 | 32.607 | 143 | 1:03.396 | 99 | 45.088 | 123 | 147 | 12 | 1:44.299 | 22.744 | 148 | 49.356 | 181 | 32.199 | 181 | 218 |
| 4 | 2:26.831 | 31.181 | 141 | 1:04.209 | 92 | 51.441 | 183 | 128 | 13 | 1:44.040 | 22.991 | 147 | 48.882 | 181 | 32.167 | 183 | 219 |
| 5 | 1:45.066 | 22.760 | 149 | 49.585 | 178 | 32.721 | 181 | 223 | 14 | 1:43.787 | 22.762 | 149 | 48.832 | 180 | 32.193 | 181 | 218 |
| 6 | 1:45.249 | 22.913 | 149 | 49.587 | 178 | 32.749 | 182 | 221 | 15 | 1:43.965 | 22.761 | 150 | 48.969 | 180 | 32.235 | 180 | 219 |
| 7 | 1:44.340 | 22.940 | 151 | 49.019 | 180 | 32.381 | 183 | 225 | 16 | 1:44.202 | 22.764 | 149 | 48.959 | 182 | 32.479 | 179 | 217 |
| 8 | 1:43.871 | 22.837 | 149 | 48.783 | 180 | 32.251 | 182 | 223 | 17 | 1:46.663 | 25.171 | 149 | 49.094 | 180 | 32.398 | 183 | 217 |
| 9 | 1:44.921 | 22.684 | 149 | 49.839 | 179 | 32.398 | 183 | 220 | | | | | | | | | |

81 Sebastian Estner , ADAC Formel 4 Rookie / DEU

theoretical besttime: 1:43.598

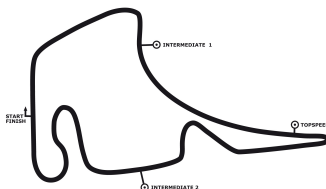
| Lap | Time | S1 | V1 | S2 | V2 | S3 | V3 | Vmax | Lap | Time | S1 | V1 | S2 | V2 | S3 | V3 | Vmax |
|-----|----------|---------------|-----|----------|-----|--------|-----|------------|-----|-----------------|--------|------------|---------------|------------|---------------|------------|------|
| 1 | 2:23.266 | 33.263 | 96 | 1:01.157 | 135 | | | 208 | 10 | 1:44.204 | 22.902 | 149 | 48.638 | 182 | 32.664 | 185 | 219 |
| 2 | 2:26.154 | 1:01.017 | 115 | 51.751 | 176 | 33.386 | 181 | 212 | 11 | 1:44.661 | 23.185 | 151 | 49.097 | 182 | 32.379 | 183 | 222 |
| 3 | 2:07.852 | 24.325 | 124 | 58.943 | 123 | 44.584 | 124 | 152 | 12 | 1:44.268 | 22.990 | 150 | 49.016 | 180 | 32.262 | 185 | 221 |
| 4 | 2:26.289 | 32.869 | 149 | 1:02.647 | 90 | 50.773 | 183 | 115 | 13 | 1:45.400 | 22.894 | 150 | 48.747 | 182 | 33.759 | 167 | 220 |
| 5 | 1:46.134 | 23.755 | 150 | 49.525 | 180 | 32.854 | 184 | 223 | 14 | 1:45.127 | 23.843 | 149 | 48.932 | 181 | 32.352 | 182 | 218 |
| 6 | 1:45.070 | 23.124 | 150 | 49.315 | 180 | 32.631 | 182 | 220 | 15 | 1:44.388 | 23.015 | 149 | 49.070 | 179 | 32.303 | 183 | 219 |
| 7 | 1:44.641 | 23.111 | 148 | 49.237 | 180 | 32.293 | 182 | 220 | 16 | 1:44.126 | 22.895 | 149 | 49.021 | 182 | 32.210 | 182 | 217 |
| 8 | 1:44.170 | 22.987 | 150 | 48.814 | 180 | 32.369 | 182 | 221 | 17 | 1:44.078 | 22.885 | 150 | 49.023 | 182 | 32.170 | 183 | 217 |
| 9 | 1:44.106 | 22.790 | 149 | 49.073 | 180 | 32.243 | 182 | 218 | | | | | | | | | |

95 Tom Beckhäuser , ADAC Formel 4 / CZE

theoretical besttime: 1:43.249

| Lap | Time | S1 | V1 | S2 | V2 | S3 | V3 | Vmax | Lap | Time | S1 | V1 | S2 | V2 | S3 | V3 | Vmax |
|-----|----------|---------------|-----|----------|-----|---------------|-----|------------|-----|-----------------|--------|------------|---------------|------------|--------|------------|------|
| 1 | 2:01.851 | 31.063 | 138 | 50.841 | 151 | 39.947 | 141 | 220 | 10 | 1:43.382 | 22.698 | 151 | 48.777 | 181 | 31.907 | 183 | 219 |
| 2 | 2:30.380 | 34.029 | 76 | 1:10.669 | 115 | 45.682 | 121 | 133 | 11 | 1:43.812 | 22.823 | 152 | 48.976 | 182 | 32.013 | 184 | 219 |
| 3 | 2:20.878 | 31.036 | 125 | 1:05.283 | 98 | 44.559 | 125 | 125 | 12 | 1:44.347 | 22.930 | 152 | 49.187 | 182 | 32.230 | 185 | 220 |
| 4 | 2:27.599 | 31.050 | 145 | 1:05.184 | 71 | 51.365 | 183 | 132 | 13 | 1:44.152 | 23.048 | 151 | 48.744 | 180 | 32.360 | 183 | 220 |
| 5 | 1:45.411 | 22.901 | 151 | 50.109 | 179 | 32.401 | 184 | 225 | 14 | 1:43.790 | 22.844 | 152 | 48.842 | 180 | 32.104 | 180 | 218 |
| 6 | 1:45.958 | 22.896 | 148 | 50.446 | 179 | 32.616 | 183 | 219 | 15 | 1:43.888 | 22.913 | 153 | 48.842 | 181 | 32.133 | 183 | 218 |
| 7 | 1:44.172 | 22.949 | 151 | 48.974 | 180 | 32.249 | 183 | 224 | 16 | 1:44.162 | 22.840 | 150 | 49.096 | 180 | 32.226 | 181 | 218 |
| 8 | 1:43.749 | 22.797 | 151 | 48.864 | 179 | 32.088 | 183 | 225 | 17 | 1:44.932 | 23.078 | 150 | 49.375 | 181 | 32.479 | 183 | 218 |
| 9 | 1:43.817 | 22.602 | 152 | 49.312 | 180 | 31.903 | 183 | 222 | | | | | | | | | |

DTM Hockenheim I
Hockenheimring, length 4574 m
04. - 06.05.2018
ADAC Formel 4



DMSB-Reg.No.: 122/18

Best Sector Times race 2

| Pos. | sector 1 | | | sector 2 | | | sector 3 | | | theoretical and best lap time | | | | |
|------|----------|----------------|--------|----------|----------------|--------|----------|----------------|--------|-------------------------------|----------------|-------------|----------|-----|
| | No | Driver | Time | No | Driver | Time | No | Driver | Time | No | Driver | theoretical | Best | Pos |
| 1 | 44 | Zendeli L. | 22.271 | 4 | Krütten N. | 48.401 | 44 | Zendeli L. | 31.611 | 44 | Zendeli L. | 1:42.339 | 1:42.373 | |
| 2 | 2 | Vesti F. | 22.391 | 2 | Vesti F. | 48.421 | 2 | Vesti F. | 31.741 | 2 | Vesti F. | 1:42.553 | 1:42.623 | |
| 3 | 5 | Petecof G. | 22.445 | 28 | Wishofer M. | 48.430 | 30 | Lawson L. | 31.757 | 4 | Krütten N. | 1:42.717 | 1:43.025 | |
| 4 | 30 | Lawson L. | 22.467 | 44 | Zendeli L. | 48.457 | 4 | Krütten N. | 31.835 | 30 | Lawson L. | 1:42.746 | 1:42.808 | |
| 5 | 4 | Krütten N. | 22.481 | 23 | Alders J. | 48.492 | 5 | Petecof G. | 31.846 | 28 | Wishofer M. | 1:42.819 | 1:43.135 | |
| 6 | 28 | Wishofer M. | 22.511 | 21 | Weerts C. | 48.521 | 27 | Schumacher D. | 31.855 | 5 | Petecof G. | 1:43.011 | 1:43.116 | |
| 7 | 64 | Caldwell O. | 22.523 | 30 | Lawson L. | 48.522 | 28 | Wishofer M. | 31.878 | 23 | Alders J. | 1:43.051 | 1:43.408 | |
| 8 | 33 | Doohan J. | 22.540 | 81 | Estner S. | 48.638 | 95 | Beckhäuser T. | 31.903 | 21 | Weerts C. | 1:43.081 | 1:43.233 | |
| 9 | 23 | Alders J. | 22.551 | 22 | Roy L. | 48.680 | 21 | Weerts C. | 31.994 | 95 | Beckhäuser T. | 1:43.249 | 1:43.382 | |
| 10 | 27 | Schumacher D. | 22.556 | 33 | Doohan J. | 48.685 | 23 | Alders J. | 32.008 | 33 | Doohan J. | 1:43.253 | 1:43.338 | |
| 11 | 21 | Weerts C. | 22.566 | 5 | Petecof G. | 48.720 | 33 | Doohan J. | 32.028 | 27 | Schumacher D. | 1:43.280 | 1:43.537 | |
| 12 | 95 | Beckhäuser T. | 22.602 | 26 | Köhler L. | 48.728 | 6 | Cohen I. | 32.066 | 22 | Roy L. | 1:43.427 | 1:43.676 | |
| 13 | 22 | Roy L. | 22.666 | 95 | Beckhäuser T. | 48.744 | 26 | Köhler L. | 32.079 | 64 | Caldwell O. | 1:43.447 | 1:43.646 | |
| 14 | 80 | Estner A. | 22.684 | 80 | Estner A. | 48.783 | 22 | Roy L. | 32.081 | 26 | Köhler L. | 1:43.552 | 1:43.634 | |
| 15 | 26 | Köhler L. | 22.745 | 64 | Caldwell O. | 48.831 | 64 | Caldwell O. | 32.093 | 81 | Estner S. | 1:43.598 | 1:44.078 | |
| 16 | 6 | Cohen I. | 22.760 | 27 | Schumacher D. | 48.869 | 13 | Di Comberti A. | 32.144 | 80 | Estner A. | 1:43.634 | 1:43.787 | |
| 17 | 13 | Di Comberti A. | 22.768 | 6 | Cohen I. | 48.898 | 80 | Estner A. | 32.167 | 6 | Cohen I. | 1:43.724 | 1:43.952 | |
| 18 | 81 | Estner S. | 22.790 | 13 | Di Comberti A. | 48.903 | 81 | Estner S. | 32.170 | 13 | Di Comberti A. | 1:43.815 | 1:44.066 | |
| 19 | 14 | Lorandi L. | 00.000 | 14 | Lorandi L. | 00.000 | 14 | Lorandi L. | 00.000 | 14 | Lorandi L. | 00.000 | 00.000 | |
| 20 | 74 | Fittipaldi E. | 00.000 | 74 | Fittipaldi E. | 00.000 | 74 | Fittipaldi E. | 00.000 | 74 | Fittipaldi E. | 00.000 | 00.000 | |

Lapchart: ADAC Formel 4 race 2

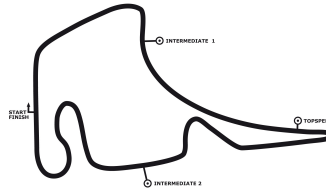
| POS | 1 | 2 | 3 | 4 | 5 | 6 | 7 | 8 | 9 | 10 | 11 | 12 | 13 | 14 | 15 | 16 | 17 | 18 | 19 |
|--------|----|----|---|----|----|----|----|----|----|----|----|----|----|----|----|----|----|----|----|
| LAP 1 | 44 | 30 | 2 | 21 | 27 | 28 | 4 | 33 | 23 | 5 | 95 | 22 | 26 | 80 | 64 | 6 | 13 | 81 | |
| LAP 2 | 44 | 30 | 2 | 21 | 27 | 28 | 4 | 33 | 23 | 5 | 95 | 22 | 26 | 80 | 64 | 6 | 81 | 13 | |
| LAP 3 | 44 | 30 | 2 | 21 | 27 | 28 | 4 | 33 | 23 | 5 | 95 | 22 | 26 | 80 | 64 | 6 | 81 | 13 | |
| LAP 4 | 44 | 30 | 2 | 21 | 27 | 28 | 4 | 33 | 23 | 5 | 95 | 22 | 26 | 80 | 64 | 6 | 81 | 13 | |
| LAP 5 | 44 | 30 | 2 | 21 | 28 | 27 | 4 | 33 | 23 | 5 | 22 | 95 | 26 | 80 | 64 | 6 | 81 | 13 | |
| LAP 6 | 44 | 30 | 2 | 21 | 28 | 27 | 33 | 23 | 4 | 5 | 22 | 26 | 95 | 80 | 64 | 6 | 81 | 13 | |
| LAP 7 | 44 | 30 | 2 | 21 | 28 | 27 | 33 | 23 | 4 | 5 | 22 | 26 | 95 | 80 | 64 | 6 | 81 | 13 | |
| LAP 8 | 44 | 30 | 2 | 21 | 28 | 27 | 33 | 23 | 4 | 5 | 22 | 26 | 95 | 80 | 64 | 6 | 81 | 13 | |
| LAP 9 | 44 | 30 | 2 | 21 | 28 | 27 | 33 | 23 | 4 | 5 | 22 | 95 | 26 | 64 | 80 | 6 | 81 | 13 | |
| LAP 10 | 44 | 30 | 2 | 21 | 28 | 23 | 33 | 27 | 4 | 5 | 22 | 95 | 26 | 6 | 81 | 64 | 80 | 13 | |
| LAP 11 | 44 | 30 | 2 | 21 | 28 | 23 | 33 | 27 | 5 | 22 | 4 | 95 | 26 | 6 | 81 | 64 | 80 | 13 | |
| LAP 12 | 44 | 30 | 2 | 21 | 28 | 23 | 33 | 27 | 5 | 4 | 95 | 22 | 26 | 6 | 81 | 64 | 80 | 13 | |
| LAP 13 | 44 | 30 | 2 | 21 | 28 | 23 | 33 | 27 | 4 | 95 | 22 | 26 | 5 | 6 | 81 | 64 | 80 | 13 | |
| LAP 14 | 44 | 30 | 2 | 21 | 23 | 28 | 33 | 27 | 4 | 95 | 22 | 26 | 6 | 81 | 64 | 80 | 13 | 5 | |
| LAP 15 | 44 | 30 | 2 | 21 | 23 | 33 | 28 | 27 | 4 | 95 | 22 | 26 | 6 | 81 | 64 | 80 | 13 | 5 | |
| LAP 16 | 44 | 30 | 2 | 21 | 23 | 33 | 28 | 27 | 4 | 95 | 22 | 26 | 6 | 81 | 64 | 80 | 13 | 5 | |
| LAP 17 | 44 | 30 | 2 | 21 | 23 | 33 | 28 | 4 | 27 | 95 | 22 | 26 | 6 | 81 | 64 | 80 | 13 | | |

DTM Hockenheim I

Hockenheimring, length 4574 m

04. - 06.05.2018

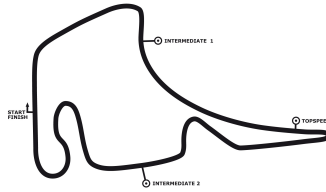
ADAC Formel 4



Topspeed race 2, 05.05.2018

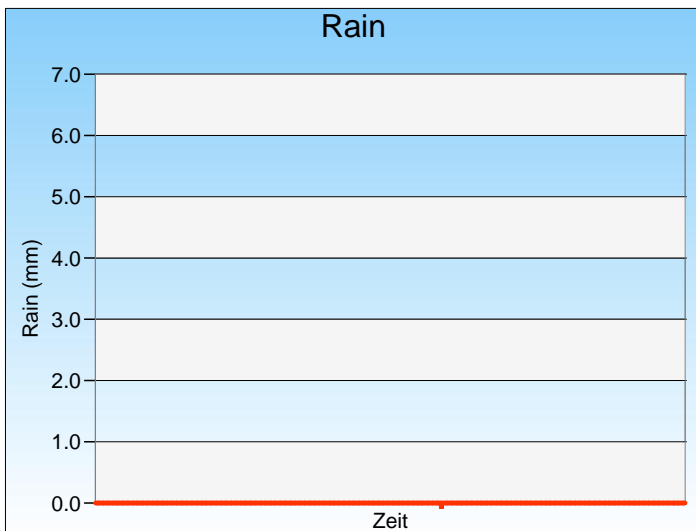
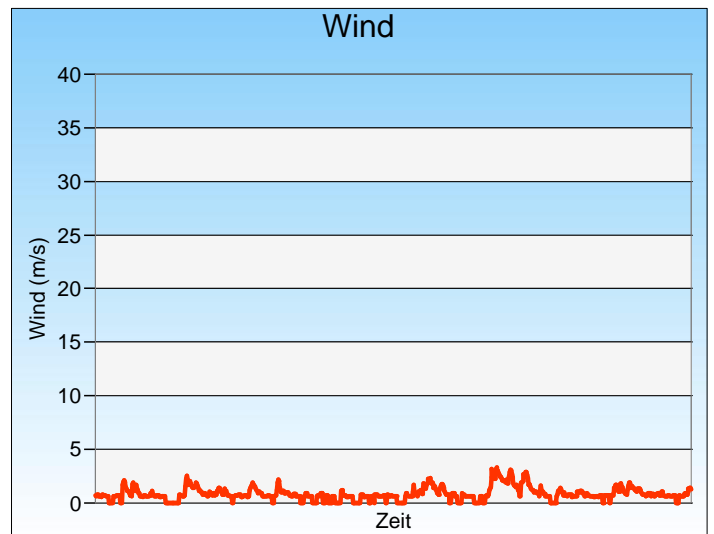
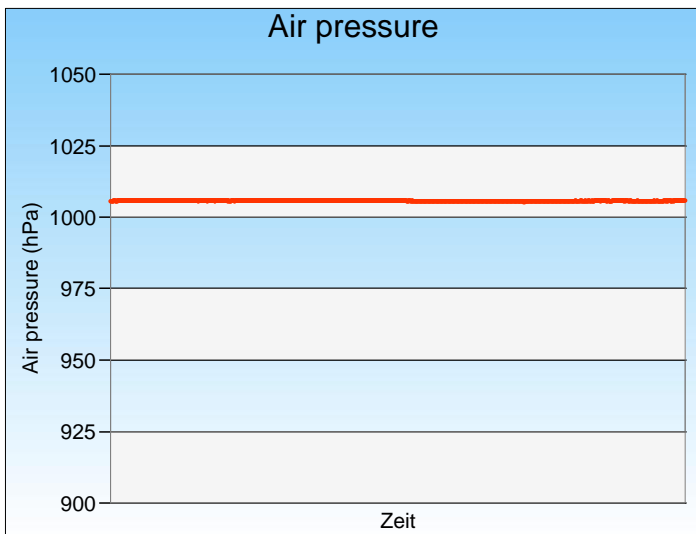
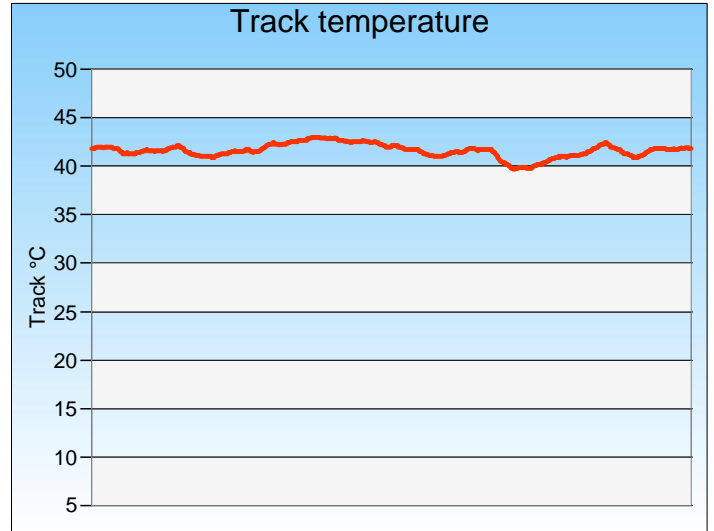
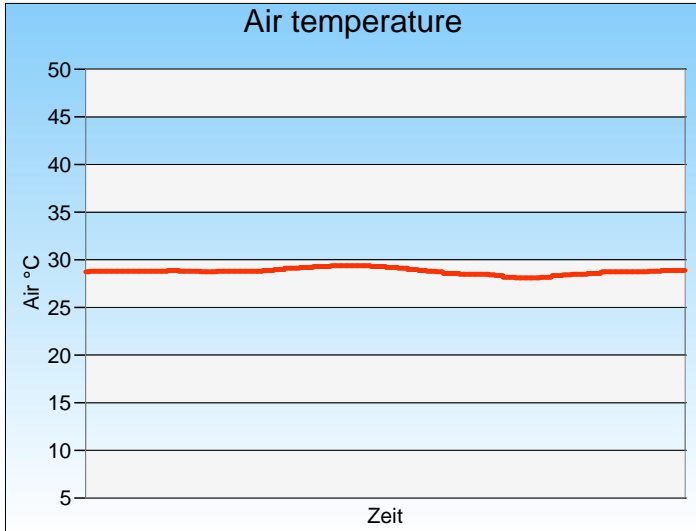
DMSB-Reg.No.: 122/18

| Car No. | Driver | Make | Speed km/h |
|---------|-------------------|---------------|------------|
| 5 | Gianluca Petecof | ADAC Formel 4 | 228 |
| 23 | Joey Alders | ADAC Formel 4 | 228 |
| 6 | Ido Cohen | ADAC Formel 4 | 228 |
| 22 | Lucas Alecco Roy | ADAC Formel 4 | 228 |
| 27 | David Schumacher | ADAC Formel 4 | 227 |
| 4 | Niklas Krütten | ADAC Formel 4 | 227 |
| 2 | Frederik Vesti | ADAC Formel 4 | 227 |
| 28 | Mick Wishofer | ADAC Formel 4 | 226 |
| 33 | Jack Doohan | ADAC Formel 4 | 226 |
| 64 | Oliver Caldwell | ADAC Formel 4 | 226 |
| 21 | Charles Weerts | ADAC Formel 4 | 225 |
| 80 | Andreas Estner | ADAC Formel 4 | 225 |
| 95 | Tom Beckhäuser | ADAC Formel 4 | 225 |
| 26 | Leon Köhler | ADAC Formel 4 | 224 |
| 81 | Sebastian Estner | ADAC Formel 4 | 223 |
| 30 | Liam Lawson | ADAC Formel 4 | 223 |
| 13 | Aaron Di Comberti | ADAC Formel 4 | 220 |
| 44 | Lirim Zendeli | ADAC Formel 4 | 220 |
| 14 | Leonardo Lorandi | ADAC Formel 4 | ---- |
| 74 | Enzo Fittipaldi | ADAC Formel 4 | ---- |




Weather race 2

05.05.2018, 15:30:00 - 16:00:00



Weather:

sunny



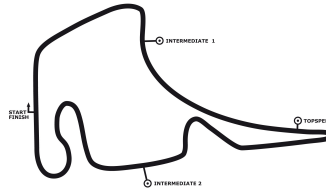
DTM Hockenheim I

Hockenheimring, length 4574 m

04. - 06.05.2018

ADAC Formel 4

Starting grid race 2



DMSB Reg.No.: 122/18

| | | |
|----|--|----------|
| 26 | Leon Köhler ADAC Formel 4 | 1:42.103 |
| 6 | Ido Cohen ADAC Formel 4 | 1:42.431 |
| 22 | Lucas Alecco Roy ADAC Formel 4 | 1:42.274 |
| 95 | Tom Beckhäuser ADAC Formel 4 | 1:42.040 |
| 64 | Oliver Caldwell ADAC Formel 4 | 1:41.803 |
| 74 | Enzo Fittipaldi ADAC Formel 4 | 1:41.775 |
| 33 | Jack Doohan ADAC Formel 4 | 1:41.744 |
| 28 | Mick Wishofer ADAC Formel 4 | 1:41.611 |
| 21 | Charles Weerts ADAC Formel 4 | 1:41.608 |
| 30 | Liam Lawson ADAC Formel 4 | 1:41.384 |

10
9
8
7
6
5
4
3
2
1

| | | |
|----------------------|---|----------|
| 13 | Aaron Di Comberti ADAC Formel 4 | 1:42.474 |
| 81 | Sebastian Estner ADAC Formel 4 | 1:42.344 |
| 23 | Joey Alders ADAC Formel 4 | 1:42.244 |
| 80 | Andreas Estner ADAC Formel 4 | 1:41.988 |
| 14 | Leonardo Lorandi ADAC Formel 4 | 1:41.791 |
| 4 | Niklas Krütten ADAC Formel 4 | 1:41.759 |
| 5 | Gianluca Petecof ADAC Formel 4 | 1:41.705 |
| 27 | David Schumacher ADAC Formel 4 | 1:41.609 |
| 2 | Frederik Vesti ADAC Formel 4 | 1:41.432 |
| 44 | Lirim Zendeli ADAC Formel 4 | 1:41.009 |
| Pole Position | | |



Issued:

Stewards:

Timekeeper:

CAR # 26 - DROP OF 10 GRID POSITIONS (DECISION 7)

Timekeeping and Dataservice: wige SOLUTIONS GmbH & Co. KG, Meckenheim, GER

Chief timekeeping: Stefan Schlerkmann, Roetgen, GER, stefan.schlerkmann@wige.de