

**ADAC** *F4*  
GERMANY

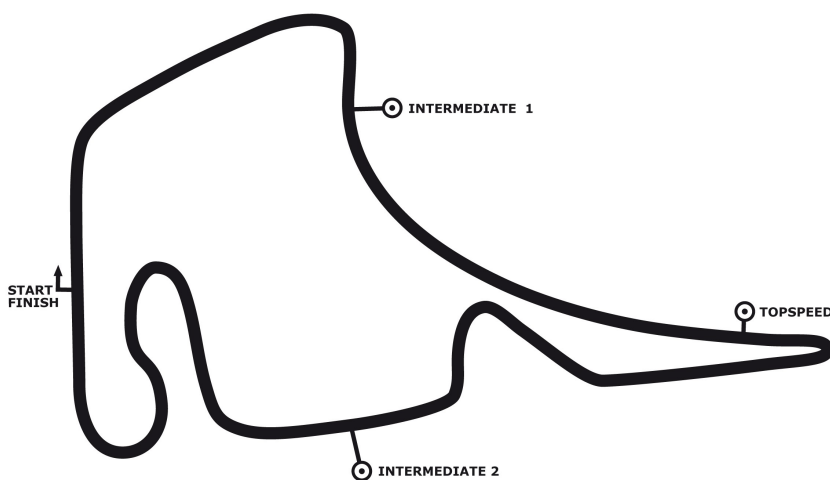
CERTIFIED BY FIA



POWERED BY **ABARTH**

## DTM Hockenheim I

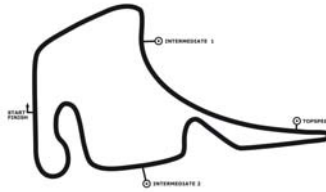
race 1



**Hockenheimring 4574 m**

**04. - 06.05.2018**

**DTM Hockenheim I**  
Hockenheimring, length 4574 m  
04. - 06.05.2018  
ADAC Formel 4



**Result race 1, 05.05.2018**

**DMSB**-Reg.No.: 122/18

Pos	No.	T	Cl.	Driver, Place	Team Make	Lap	Time total	Interval GAP	Avg. Total	fastest Avg.	at Lap
1	44	T		Lirim Zendeli / DEU	<b>US Racing - CHRS</b> ADAC Formel 4	17	<b>30:12.273</b>		154.463	1:41.608 162.058	6
2	30	T		Liam Lawson / NLD	<b>Van Amersfoort Racing</b> ADAC Formel 4	17	<b>30:13.694</b>	01.421	154.342	1:41.974 161.476	6
3	64			Oliver Caldwell / GBR	<b>Prema Theodore Racing</b> ADAC Formel 4	17	<b>30:15.078</b>	02.805	154.224	1:42.202 161.116	11
4	27	R		David Schumacher / DEU	<b>US Racing - CHRS</b> ADAC Formel 4	17	<b>30:18.331</b>	06.058	153.948	1:42.047 161.361	12
5	74	T		Enzo Fittipaldi / ITA	<b>Prema Theodore Racing</b> ADAC Formel 4	17	<b>30:22.145</b>	09.872	153.626	1:42.217 161.093	10
6	2	T		Frederik Vesti / DNK	<b>Van Amersfoort Racing</b> ADAC Formel 4	17	<b>30:22.522</b>	10.249	153.594	1:41.888 161.613	6
7	21			Charles Weerts / BEL	<b>Van Amersfoort Racing</b> ADAC Formel 4	17	<b>30:22.901</b>	10.628	153.562	1:42.373 160.847	5
8	33	R		Jack Doohan / AUS	<b>Prema Theodore Racing</b> ADAC Formel 4	17	<b>30:24.376</b>	12.103	153.438	1:42.393 160.816	13
9	80	T		Andreas Estner / DEU	<b>Neuhauser Racing</b> ADAC Formel 4	17	<b>30:29.773</b>	17.500	152.986	1:42.699 160.337	7
10	95			Tom Beckhäuser / CZE	<b>US Racing - CHRS</b> ADAC Formel 4	17	<b>30:30.912</b>	18.639	152.890	1:42.515 160.624	9
11	14	T		Leonardo Lorandi / ITA	<b>KDC Racing</b> ADAC Formel 4	17	<b>30:31.829</b>	19.556	152.814	1:42.584 160.516	8
12	81	T	R	Sebastian Estner / DEU	<b>Neuhauser Racing</b> ADAC Formel 4	17	<b>30:36.052</b>	23.779	152.462	1:42.660 160.397	11
13	13	T		Aaron Di Comberti / GBR	<b>KDC Racing</b> ADAC Formel 4	17	<b>30:36.634</b>	24.361	152.414	1:42.609 160.477	11
14	6	R		Ido Cohen / ISR	<b>ADAC Berlin-Brandenburg e.V.</b> ADAC Formel 4	17	<b>30:41.736</b>	29.463	151.992	1:42.976 159.905	13
<b>NOT CLASSIFIED</b>											
	22			Lucas Alecco Roy / MCO	<b>Van Amersfoort Racing</b> ADAC Formel 4	9	<b>16:59.444</b>	8 Runden	145.371	1:43.219 159.529	7
	28	T		Mick Wishofer / AUT	<b>US Racing - CHRS</b> ADAC Formel 4	4	<b>8:20.579</b>	13 Runden	131.579	1:47.437 153.266	1
	23	R		Joey Alders / NLD	<b>Van Amersfoort Racing</b> ADAC Formel 4	1	<b>1:55.021</b>	16 Runden	143.160	1:55.021 143.160	1
	4	T	R	Niklas Krütten / DEU	<b>ADAC Berlin-Brandenburg e.V.</b> ADAC Formel 4	1	<b>2:05.849</b>	16 Runden	130.843	00.000 0.000	
	26	T	R	Leon Köhler / DEU	<b>ADAC Berlin-Brandenburg e.V.</b> ADAC Formel 4	1	<b>2:43.292</b>	16 Runden	100.840	00.000 0.000	
	5	T	R	Gianluca Petecof / ITA	<b>Prema Theodore Racing</b> ADAC Formel 4	1	<b>2:48.885</b>	16 Runden	97.501	00.000 0.000	

fastest lap: 44 Zendeli Lirim 1:41.608 =162.058 km/h

**Subject to scrutineering!**

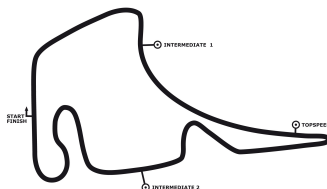
Issued:	Stewards:	Timekeeper:
---------	-----------	-------------

# DTM Hockenheim I

Hockenheimring, length 4574 m

04. - 06.05.2018

ADAC Formel 4



## Lap by Lap race 1, 05.05.2018

DMSB-Reg.No.: 122/18

<b>2 Frederik Vesti , ADAC Formel 4 / DNK</b>															
1	1:53.482	2	1:47.115	3	2:42.105	4	1:43.951	5	1:42.375	6	<b>1:41.888</b>	7	1:42.671	8	1:42.669
9	1:42.917	10	1:42.262	11	1:42.266	12	1:42.357	13	1:42.383	14	1:43.690	15	1:43.539	16	1:43.597
17	1:43.255														

<b>4 Niklas Krütten , ADAC Formel 4 Rookie / DEU</b>															
pit	2:05.849														

<b>5 Gianluca Petecof , ADAC Formel 4 Rookie / ITA</b>															
pit	2:48.885														

<b>6 Ido Cohen , ADAC Formel 4 Rookie / ISR</b>															
1	1:56.311	2	1:47.797	3	2:40.854	4	1:45.596	5	1:44.818	6	1:45.429	7	1:43.517	8	1:43.647
9	1:47.126	10	1:43.453	11	1:43.281	12	1:43.226	13	<b>1:42.976</b>	14	1:43.540	15	1:43.434	16	1:43.520
17	1:43.211														

<b>13 Aaron Di Comberti , ADAC Formel 4 / GBR</b>															
1	1:56.761	2	1:47.956	3	2:40.605	4	1:45.013	5	1:45.681	6	1:44.331	7	1:43.432	8	1:43.582
9	1:43.168	10	1:43.031	11	<b>1:42.609</b>	12	1:42.983	13	1:44.091	14	1:43.338	15	1:43.580	16	1:43.295
17	1:43.178														

<b>14 Leonardo Lorandi , ADAC Formel 4 / ITA</b>															
1	1:52.634	2	1:47.058	3	2:42.938	4	1:47.014	5	1:44.765	6	1:42.698	7	1:42.744	8	<b>1:42.584</b>
9	1:42.902	10	1:43.004	11	1:42.842	12	1:43.229	13	1:43.510	14	1:43.066	15	1:43.049	16	1:43.246
17	1:44.546														

<b>21 Charles Weerts , ADAC Formel 4 / BEL</b>															
1	1:51.399	2	1:47.097	3	2:43.070	4	1:44.783	5	<b>1:42.373</b>	6	1:42.733	7	1:42.595	8	1:42.935
9	1:42.579	10	1:42.877	11	1:42.697	12	1:42.712	13	1:42.373	14	1:42.860	15	1:43.208	16	1:43.240
17	1:43.370														

<b>22 Lucas Alecco Roy , ADAC Formel 4 / MCO</b>															
1	1:53.885	2	1:47.680	3	2:42.076	4	1:45.697	5	1:45.365	6	1:44.546	7	<b>1:43.219</b>	8	1:45.619
pit	1:51.357														

<b>23 Joey Alders , ADAC Formel 4 Rookie / NLD</b>															
1	1:55.021														

<b>26 Leon Köhler , ADAC Formel 4 Rookie / DEU</b>															
pit	2:43.292														

<b>27 David Schumacher , ADAC Formel 4 Rookie / DEU</b>															
1	1:50.003	2	1:48.046	3	2:43.240	4	1:44.336	5	1:42.510	6	1:42.355	7	1:42.646	8	1:42.598
9	1:42.294	10	1:42.196	11	1:42.289	12	<b>1:42.047</b>	13	1:42.241	14	1:42.592	15	1:42.716	16	1:42.805
17	1:43.417														

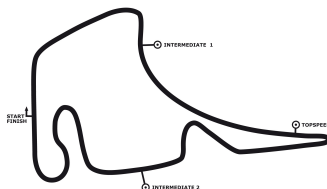
<b>28 Mick Wishofer , ADAC Formel 4 / AUT</b>															
1	1:47.437	2	<b>1:47.737</b>	3	2:44.702	pit	2:00.703								

# DTM Hockenheim I

Hockenheimring, length 4574 m

04. - 06.05.2018

ADAC Formel 4



## Lap by Lap race 1, 05.05.2018

DMSB-Reg.No.: 122/18

<b>30 Liam Lawson , ADAC Formel 4 / NLD</b>															
1	1:48.237	2	1:47.782	3	2:44.291	4	1:43.801	5	1:42.002	6	<b>1:41.974</b>	7	1:42.445	8	1:42.527
9	1:42.345	10	1:42.329	11	1:42.041	12	1:42.211	13	1:42.119	14	1:42.341	15	1:42.305	16	1:42.541
17	1:42.403														

<b>33 Jack Doohan , ADAC Formel 4 Rookie / AUS</b>															
1	1:53.323	2	1:47.824	3	2:41.940	4	1:45.559	5	1:43.634	6	1:42.602	7	1:42.552	8	1:42.716
9	1:42.790	10	1:42.415	11	1:42.410	12	1:42.587	13	<b>1:42.393</b>	14	1:42.747	15	1:42.961	16	1:43.152
17	1:42.771														

<b>44 Lirim Zendeli , ADAC Formel 4 / DEU</b>															
1	1:46.394	2	1:48.316	3	2:44.793	4	1:43.918	5	1:41.802	6	<b>1:41.608</b>	7	1:41.808	8	1:42.181
9	1:42.484	10	1:42.202	11	1:42.042	12	1:42.357	13	1:42.314	14	1:42.114	15	1:42.510	16	1:42.447
17	1:42.983														

<b>64 Oliver Caldwell , ADAC Formel 4 / GBR</b>															
1	1:48.808	2	1:48.087	3	2:43.907	4	1:43.900	5	1:42.334	6	1:42.327	7	1:42.292	8	1:42.222
9	1:42.326	10	1:42.371	11	<b>1:42.202</b>	12	1:42.246	13	1:42.379	14	1:42.362	15	1:42.273	16	1:42.488
17	1:42.554														

<b>74 Enzo Fittipaldi , ADAC Formel 4 / ITA</b>															
1	1:49.457	2	1:47.813	3	2:43.933	4	1:44.008	5	1:42.535	6	1:42.244	7	1:42.347	8	1:42.230
9	1:42.370	10	<b>1:42.217</b>	11	1:42.322	12	1:42.435	13	1:43.914	14	1:43.913	15	1:43.610	16	1:43.513
17	1:43.284														

<b>80 Andreas Estner , ADAC Formel 4 / DEU</b>															
1	1:51.858	2	1:47.255	3	2:42.741	4	1:47.106	5	1:43.901	6	1:42.931	7	<b>1:42.699</b>	8	1:42.908
9	1:43.298	10	1:42.936	11	1:42.831	12	1:43.335	13	1:43.553	14	1:42.860	15	1:43.053	16	1:43.200
17	1:43.308														

<b>81 Sebastian Estner , ADAC Formel 4 Rookie / DEU</b>															
1	1:55.299	2	1:47.366	3	2:41.411	4	1:46.063	5	1:45.007	6	1:44.737	7	1:43.291	8	1:43.450
9	1:43.355	10	1:42.960	11	<b>1:42.660</b>	12	1:43.037	13	1:43.889	14	1:43.421	15	1:43.601	16	1:43.517
17	1:42.988														

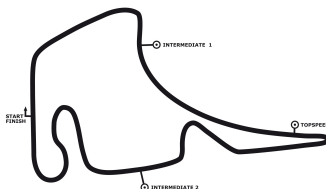
<b>95 Tom Beckhäuser , ADAC Formel 4 / CZE</b>															
1	1:55.548	2	1:47.802	3	2:41.092	4	1:45.302	5	1:45.260	6	1:43.207	7	1:42.786	8	1:42.626
9	<b>1:42.515</b>	10	1:42.574	11	1:43.328	12	1:43.021	13	1:43.215	14	1:43.074	15	1:43.082	16	1:43.244
17	1:43.236														

# DTM Hockenheim I

## Hockenheimring, length 4574 m

04. - 06.05.2018

ADAC Formel 4



### Lap Analysis race 1, 05.05.2018

DMSB-Reg.No.: 122/18

#### 2 Frederik Vesti , ADAC Formel 4 / DNK

theoretical besttime: 1:41.796

Lap	Time	S1	V1	S2	V2	S3	V3	Vmax	Lap	Time	S1	V1	S2	V2	S3	V3	Vmax
1	1:53.482	29.348	148	51.273	175	32.861	185	<b>230</b>	10	1:42.262	22.362	151	48.268	183	31.632	186	225
2	1:47.115	22.885	151	48.560	183	35.670	134	223	11	1:42.266	<b>22.200</b>	151	48.365	183	31.701	185	225
3	2:42.105	33.598	114	1:10.012	86	58.495	<b>188</b>	153	12	1:42.357	22.301	151	48.274	183	31.782	186	224
4	1:43.951	23.103	150	48.920	182	31.928	187	227	13	1:42.383	22.282	151	48.404	182	31.697	188	224
5	1:42.375	22.371	151	48.287	183	31.717	188	227	14	1:43.690	22.599	152	48.975	181	32.116	187	230
6	<b>1:41.888</b>	22.292	<b>152</b>	<b>48.089</b>	<b>184</b>	<b>31.507</b>	188	229	15	1:43.539	22.463	152	48.972	181	32.104	186	228
7	1:42.671	22.278	152	48.588	184	31.805	187	227	16	1:43.597	22.468	151	48.917	181	32.212	186	229
8	1:42.669	22.239	151	48.672	181	31.758	187	228	17	1:43.255	22.348	151	48.721	182	32.186	187	229
9	1:42.917	22.321	152	48.218	183	32.378	180	228									

#### 4 Niklas Krütten , ADAC Formel 4 Rookie / DEU

theoretical besttime:

Lap	Time	S1	V1	S2	V2	S3	V3	Vmax	Lap	Time	S1	V1	S2	V2	S3	V3	Vmax
1	2:05.849	29.263	<b>147</b>	<b>51.422</b>	<b>167</b>			<b>225</b>									

#### 5 Gianluca Petecof , ADAC Formel 4 Rookie / ITA

theoretical besttime:

Lap	Time	S1	V1	S2	V2	S3	V3	Vmax	Lap	Time	S1	V1	S2	V2	S3	V3	Vmax
1	2:48.885	33.380	<b>108</b>	<b>1:16.54€</b>	<b>108</b>			<b>197</b>									

#### 6 Ido Cohen , ADAC Formel 4 Rookie / ISR

theoretical besttime: 1:42.856

Lap	Time	S1	V1	S2	V2	S3	V3	Vmax	Lap	Time	S1	V1	S2	V2	S3	V3	Vmax
1	1:56.311	31.845	146	51.537	177	32.929	185	221	10	1:43.453	22.766	151	48.828	181	31.859	185	222
2	1:47.797	22.962	151	49.399	173	35.436	137	224	11	1:43.281	22.688	151	48.846	182	31.747	182	221
3	2:40.854	32.886	94	1:10.336	87	57.632	<b>187</b>	136	12	1:43.226	22.734	151	48.771	181	<b>31.721</b>	184	222
4	1:45.596	22.639	149	49.381	179	33.576	186	<b>226</b>	13	<b>1:42.976</b>	22.515	<b>152</b>	<b>48.670</b>	182	31.791	185	220
5	1:44.818	23.216	143	49.404	181	32.198	186	223	14	1:43.540	<b>22.465</b>	150	49.237	180	31.838	185	221
6	1:45.429	23.152	148	49.820	177	32.457	185	223	15	1:43.434	22.566	151	48.874	180	31.994	184	221
7	1:43.517	22.704	148	48.830	181	31.983	186	226	16	1:43.520	22.564	152	48.931	180	32.025	183	222
8	1:43.647	22.616	151	48.926	<b>182</b>	32.105	185	224	17	1:43.211	22.673	151	48.730	181	31.808	185	222
9	1:47.126	23.887	149	50.217	178	33.022	183	226									

#### 13 Aaron Di Comberti , ADAC Formel 4 / GBR

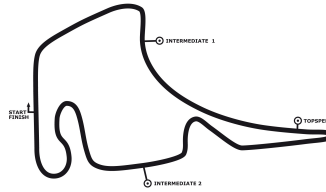
theoretical besttime: 1:42.565

Lap	Time	S1	V1	S2	V2	S3	V3	Vmax	Lap	Time	S1	V1	S2	V2	S3	V3	Vmax
1	1:56.761	33.430	142	50.132	180	33.199	182	222	10	1:43.031	22.574	150	48.526	181	31.931	185	224
2	1:47.956	22.874	<b>152</b>	49.504	163	35.578	134	<b>230</b>	11	<b>1:42.609</b>	<b>22.325</b>	152	48.421	182	<b>31.863</b>	<b>187</b>	225
3	2:40.605	33.018	87	1:10.366	73	57.221	186	140	12	1:42.983	22.477	150	<b>48.377</b>	183	32.129	184	225
4	1:45.013	22.761	152	49.101	179	33.151	185	227	13	1:44.091	22.506	151	49.371	177	32.214	184	223
5	1:45.681	23.501	133	49.618	181	32.562	183	226	14	1:43.338	22.702	151	48.561	181	32.075	184	223
6	1:44.331	22.993	151	49.039	<b>183</b>	32.299	186	228	15	1:43.580	22.652	152	48.712	181	32.216	184	226
7	1:43.432	22.672	149	48.585	180	32.175	184	225	16	1:43.295	22.751	151	48.520	182	32.024	186	224
8	1:43.582	22.531	152	49.112	178	31.939	185	228	17	1:43.178	22.515	149	48.671	183	31.992	185	225
9	1:43.168	22.548	151	48.579	181	32.041	185	226									

#### 14 Leonardo Lorandi , ADAC Formel 4 / ITA

theoretical besttime: 1:42.365

Lap	Time	S1	V1	S2	V2	S3	V3	Vmax	Lap	Time	S1	V1	S2	V2	S3	V3	Vmax
1	1:52.634	30.000	147	50.287	176	32.347	185	224	10	1:43.004	22.521	150	48.518	180	31.965	186	223
2	1:47.058	22.669	<b>151</b>	48.776	181	35.613	138	222	11	1:42.842	22.416	150	48.512	182	31.914	<b>187</b>	224
3	2:42.938	33.702	111	1:10.291	76	58.945	184	156	12	1:43.229	<b>22.308</b>	150	48.934	180	31.987	185	225
4	1:47.014	24.010	150	49.534	176	33.470	185	<b>229</b>	13	1:43.510	22.488	151	48.822	180	32.200	186	224
5	1:44.765	22.778	149	49.490	177	32.497	185	220	14	1:43.066	22.488	151	48.727	178	31.851	186	223
6	1:42.698	22.339	150	48.765	<b>182</b>	<b>31.594</b>	184	220	15	1:43.049	22.456	150	48.707	180	31.886	186	222
7	1:42.744	22.479	150	48.561	182	31.704	184	221	16	1:43.246	22.541	150	48.681	180	32.024	185	224
8	<b>1:42.584</b>	22.417	150	48.508	182	31.659	185	221	17	1:44.546	22.693	150	49.644	180	32.209	184	221
9	1:42.902	22.563	149	<b>48.463</b>	182	31.876	184	223									



**Lap Analysis race 1, 05.05.2018**

**21 Charles Weerts , ADAC Formel 4 / BEL**

**theoretical besttime: 1:42.292**

Lap	Time	S1	V1	S2	V2	S3	V3	Vmax	Lap	Time	S1	V1	S2	V2	S3	V3	Vmax
1	1:51.399	28.835	149	50.605	178	31.959	184	224	10	1:42.877	22.556	151	48.413	180	31.908	185	226
2	1:47.097	22.379	150	48.702	182	36.016	137	222	11	1:42.697	22.434	149	48.402	182	31.861	185	223
3	2:43.070	33.778	98	1:10.314	65	58.978	184	160	12	1:42.712	22.472	149	48.399	182	31.841	185	222
4	1:44.783	23.254	149	49.620	180	31.909	185	223	13	1:42.373	22.313	149	48.373	182	<b>31.687</b>	186	221
5	<b>1:42.373</b>	<b>22.246</b>	<b>151</b>	<b>48.359</b>	182	31.768	<b>187</b>	224	14	1:42.860	22.409	150	48.573	182	31.878	187	221
6	1:42.733	22.312	151	48.713	<b>183</b>	31.708	186	224	15	1:43.208	22.484	149	48.622	181	32.102	186	224
7	1:42.595	22.283	151	48.367	182	31.945	187	225	16	1:43.240	22.479	150	48.635	182	32.126	187	226
8	1:42.935	22.575	150	48.364	181	31.996	186	224	17	1:43.370	22.581	151	48.486	180	32.303	186	<b>227</b>
9	1:42.579	22.439	150	48.382	183	31.758	185	225									

**22 Lucas Alecco Roy , ADAC Formel 4 / MCO**

**theoretical besttime: 1:43.219**

Lap	Time	S1	V1	S2	V2	S3	V3	Vmax	Lap	Time	S1	V1	S2	V2	S3	V3	Vmax
1	1:53.885	31.367	149	49.415	179	33.103	186	223	6	1:44.546	22.661	150	49.737	180	32.148	184	220
2	1:47.680	23.245	<b>153</b>	49.233	180	35.202	124	224	7	<b>1:43.219</b>	<b>22.552</b>	151	<b>48.565</b>	<b>181</b>	<b>32.102</b>	185	223
3	2:42.076	33.542	108	1:09.952	92	58.582	186	151	8	1:45.619	23.139	150	49.984	180	32.496	<b>189</b>	221
4	1:45.697	22.751	150	49.231	178	33.715	186	<b>232</b>	9	1:51.357	23.472	149	50.281	175			221
5	1:45.365	22.600	150	49.755	177	33.010	186	230									

**23 Joey Alders , ADAC Formel 4 Rookie / NLD**

**theoretical besttime:**

Lap	Time	S1	V1	S2	V2	S3	V3	Vmax	Lap	Time	S1	V1	S2	V2	S3	V3	Vmax
1	1:55.021	31.752	<b>140</b>	<b>49.953</b>	<b>179</b>	<b>33.316</b>	<b>184</b>	<b>225</b>									

**26 Leon Köhler , ADAC Formel 4 Rookie / DEU**

**theoretical besttime:**

Lap	Time	S1	V1	S2	V2	S3	V3	Vmax	Lap	Time	S1	V1	S2	V2	S3	V3	Vmax
1	2:43.292	29.575	<b>149</b>	<b>1:27.392</b>	<b>149</b>			<b>229</b>									

**27 David Schumacher , ADAC Formel 4 Rookie / DEU**

**theoretical besttime: 1:42.018**

Lap	Time	S1	V1	S2	V2	S3	V3	Vmax	Lap	Time	S1	V1	S2	V2	S3	V3	Vmax
1	1:50.003	28.997	151	48.957	182	32.049	184	<b>226</b>	10	1:42.196	22.363	152	48.318	182	31.515	186	223
2	1:48.046	22.449	<b>152</b>	48.687	<b>183</b>	36.910	131	222	11	1:42.289	22.426	152	48.401	182	<b>31.462</b>	<b>187</b>	223
3	2:43.240	33.830	101	1:10.009	72	59.401	182	171	12	<b>1:42.047</b>	<b>22.276</b>	151	<b>48.280</b>	182	31.491	185	224
4	1:44.336	23.355	151	48.957	181	32.024	186	222	13	1:42.241	22.326	152	48.360	182	31.555	185	223
5	1:42.510	22.333	152	48.506	183	31.671	186	225	14	1:42.592	22.385	152	48.532	181	31.675	186	222
6	1:42.355	22.337	152	48.318	183	31.700	185	225	15	1:42.716	22.458	152	48.497	182	31.761	185	221
7	1:42.646	22.350	152	48.712	183	31.584	185	222	16	1:42.805	22.386	152	48.609	181	31.810	185	221
8	1:42.598	22.287	151	48.822	181	31.489	186	224	17	1:43.417	22.710	152	48.675	181	32.032	184	221
9	1:42.294	22.277	151	48.445	182	31.572	185	222									

**28 Mick Wishofer , ADAC Formel 4 / AUT**

**theoretical besttime: 1:42.482**

Lap	Time	S1	V1	S2	V2	S3	V3	Vmax	Lap	Time	S1	V1	S2	V2	S3	V3	Vmax
1	1:47.437	27.048	<b>152</b>	48.763	<b>183</b>	<b>31.626</b>	185	222	3	2:44.702	34.311	105	1:10.420	66	59.971	<b>186</b>	164
2	<b>1:47.737</b>	<b>22.274</b>	152	<b>48.582</b>	183	36.881	144	221	4	2:00.703	22.353	152	51.619	110			<b>224</b>

**30 Liam Lawson , ADAC Formel 4 / NLD**

**theoretical besttime: 1:41.818**

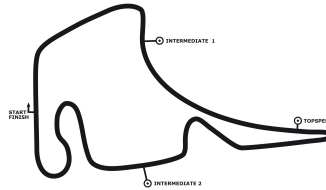
Lap	Time	S1	V1	S2	V2	S3	V3	Vmax	Lap	Time	S1	V1	S2	V2	S3	V3	Vmax
1	1:48.237	27.471	151	49.087	181	31.679	185	<b>225</b>	10	1:42.329	22.290	151	48.455	183	31.584	185	223
2	1:47.782	22.303	152	48.514	183	36.965	146	224	11	1:42.041	<b>22.157</b>	151	48.313	183	31.571	186	224
3	2:44.291	34.219	101	1:10.064	75	1:00.008	186	170	12	1:42.211	22.234	150	48.426	183	31.551	186	223
4	1:43.801	22.431	151	49.544	181	31.826	<b>187</b>	224	13	1:42.119	22.262	151	48.284	183	31.573	186	222
5	1:42.002	22.281	152	48.289	183	<b>31.432</b>	187	223	14	1:42.341	22.257	151	48.431	182	31.653	186	223
6	<b>1:41.974</b>	22.291	<b>154</b>	<b>48.229</b>	<b>184</b>	31.454	185	223	15	1:42.305	22.267	153	48.325	183	31.713	186	223
7	1:42.445	22.301	151	48.477	183	31.667	185	223	16	1:42.541	22.359	150	48.437	183	31.745	186	222
8	1:42.527	22.373	150	48.484	183	31.670	186	222	17	1:42.403	22.350	151	48.316	183	31.737	185	223
9	1:42.345	22.325	151	48.411	183	31.609	184	223									

# DTM Hockenheim I

Hockenheimring, length 4574 m

04. - 06.05.2018

ADAC Formel 4



## Lap Analysis race 1, 05.05.2018

DMSB-Reg.No.: 122/18

### 33 Jack Doohan , ADAC Formel 4 Rookie / AUS

theoretical besttime: 1:42.138

Lap	Time	S1	V1	S2	V2	S3	V3	Vmax	Lap	Time	S1	V1	S2	V2	S3	V3	Vmax
1	1:53.323	30.327	142	50.073	179	32.923	176	<b>230</b>	10	1:42.415	22.357	151	<b>48.356</b>	182	31.702	185	224
2	1:47.824	23.650	150	49.044	182	35.130	130	225	11	1:42.410	22.220	149	48.518	182	31.672	186	224
3	2:41.940	33.570	106	1:09.989	85	58.381	<b>187</b>	155	12	1:42.587	22.255	149	48.550	181	31.782	185	224
4	1:45.559	23.091	150	49.913	179	32.555	185	228	13	<b>1:42.393</b>	<b>22.187</b>	151	48.437	182	31.769	186	224
5	1:43.634	22.665	151	49.282	<b>183</b>	31.687	185	224	14	1:42.747	22.422	152	48.459	183	31.866	186	223
6	1:42.602	22.499	<b>152</b>	48.508	182	<b>31.595</b>	186	222	15	1:42.961	22.534	151	48.480	182	31.947	185	223
7	1:42.552	22.344	150	48.508	183	31.700	186	223	16	1:43.152	22.436	149	48.759	182	31.957	185	223
8	1:42.716	22.265	149	48.693	182	31.758	186	223	17	1:42.771	22.486	151	48.516	183	31.769	187	224
9	1:42.790	22.357	150	48.556	181	31.877	184	224									

### 44 Lirim Zendeli , ADAC Formel 4 / DEU

theoretical besttime: 1:41.608

Lap	Time	S1	V1	S2	V2	S3	V3	Vmax	Lap	Time	S1	V1	S2	V2	S3	V3	Vmax
1	1:46.394	26.604	152	48.433	183	31.357	185	219	10	1:42.202	22.529	153	48.165	183	31.508	186	222
2	1:48.316	22.349	153	48.203	183	37.764	148	221	11	1:42.042	22.363	153	48.106	183	31.573	185	222
3	2:44.793	34.223	111	1:10.516	63	1:00.054	<b>186</b>	154	12	1:42.357	22.424	153	48.204	182	31.729	184	222
4	1:43.918	22.360	153	49.895	181	31.663	185	221	13	1:42.314	22.356	153	48.306	182	31.652	186	221
5	1:41.802	22.297	153	48.121	<b>184</b>	31.384	185	221	14	1:42.114	22.367	153	48.153	183	31.594	186	221
6	<b>1:41.608</b>	<b>22.224</b>	<b>154</b>	<b>48.031</b>	184	<b>31.553</b>	185	<b>222</b>	15	1:42.510	22.339	153	48.400	183	31.771	185	221
7	1:41.808	22.339	154	48.071	184	31.398	185	222	16	1:42.447	22.417	153	48.394	182	31.636	185	221
8	1:42.181	22.262	154	48.214	183	31.705	183	222	17	1:42.983	22.457	153	48.472	182	32.054	184	221
9	1:42.484	22.410	152	48.203	182	31.871	183	221									

### 64 Oliver Caldwell , ADAC Formel 4 / GBR

theoretical besttime: 1:42.023

Lap	Time	S1	V1	S2	V2	S3	V3	Vmax	Lap	Time	S1	V1	S2	V2	S3	V3	Vmax
1	1:48.808	27.772	150	48.986	179	32.050	185	227	10	1:42.371	22.322	149	48.394	182	31.655	186	225
2	1:48.087	22.349	151	48.509	182	37.229	138	225	11	<b>1:42.202</b>	22.200	149	<b>48.253</b>	182	31.749	185	225
3	2:43.907	33.764	102	1:10.207	76	59.936	<b>187</b>	148	12	1:42.246	<b>22.197</b>	149	48.281	182	31.768	185	224
4	1:43.900	22.242	<b>152</b>	49.452	181	32.206	185	<b>228</b>	13	1:42.379	22.237	150	48.393	182	31.749	185	223
5	1:42.334	22.281	151	48.480	182	<b>31.573</b>	185	225	14	1:42.362	22.231	150	48.461	181	31.670	187	223
6	1:42.327	22.362	151	48.380	<b>183</b>	31.585	185	222	15	1:42.273	22.270	151	48.338	183	31.665	185	224
7	1:42.292	22.251	151	48.420	183	31.621	185	222	16	1:42.488	22.228	150	48.366	183	31.894	184	224
8	1:42.222	22.202	149	48.343	182	31.677	184	224	17	1:42.554	22.290	151	48.478	181	31.786	185	224
9	1:42.326	22.236	150	48.350	183	31.740	184	225									

### 74 Enzo Fittipaldi , ADAC Formel 4 / ITA

theoretical besttime: 1:41.971

Lap	Time	S1	V1	S2	V2	S3	V3	Vmax	Lap	Time	S1	V1	S2	V2	S3	V3	Vmax
1	1:49.457	28.407	148	49.214	181	31.836	185	223	10	<b>1:42.217</b>	22.291	151	<b>48.162</b>	182	31.764	186	225
2	1:47.813	22.382	150	48.452	<b>184</b>	36.979	132	223	11	1:42.322	<b>22.142</b>	150	48.330	179	31.850	185	<b>226</b>
3	2:43.933	33.984	101	1:10.252	70	59.697	183	153	12	1:42.435	22.312	150	48.300	180	31.823	184	224
4	1:44.008	23.210	148	48.985	178	31.813	186	221	13	1:43.914	22.231	151	49.665	180	32.018	183	211
5	1:42.535	22.281	150	48.527	183	31.727	184	224	14	1:43.913	22.816	150	49.144	179	31.953	186	224
6	1:42.244	22.240	<b>151</b>	48.337	184	<b>31.667</b>	<b>187</b>	224	15	1:43.610	22.529	151	49.080	180	32.001	184	222
7	1:42.347	22.321	150	48.286	182	31.740	186	224	16	1:43.513	22.382	150	49.152	180	31.979	185	223
8	1:42.230	22.296	150	48.255	183	31.679	185	224	17	1:43.284	22.408	150	48.879	179	31.997	186	224
9	1:42.370	22.332	150	48.280	183	31.758	185	225									

### 80 Andreas Estner , ADAC Formel 4 / DEU

theoretical besttime: 1:42.569

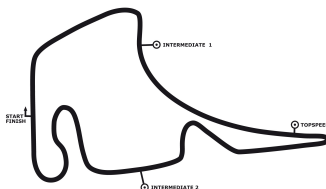
Lap	Time	S1	V1	S2	V2	S3	V3	Vmax	Lap	Time	S1	V1	S2	V2	S3	V3	Vmax
1	1:51.858	30.227	147	49.612	179	32.019	184	<b>228</b>	10	1:42.936	22.522	149	48.711	180	31.703	184	220
2	1:47.255	22.491	150	48.784	181	35.980	142	223	11	1:42.831	22.453	149	48.665	182	31.713	184	221
3	2:42.741	33.716	98	1:10.286	61	58.739	<b>187</b>	156	12	1:43.335	22.485	149	49.134	180	31.716	184	220
4	1:47.106	22.997	<b>151</b>	50.672	175	33.437	186	223	13	1:43.553	22.476	150	49.153	180	31.924	182	219
5	1:43.901	22.711	151	49.331	181	31.859	186	225	14	1:42.860	<b>22.349</b>	151	48.777	180	31.734	184	219
6	1:42.931	22.643	151	<b>48.603</b>	182	31.685	185	220	15	1:43.053	22.473	150	48.789	181	31.791	184	220
7	<b>1:42.699</b>	22.466	150	48.616	<b>183</b>	<b>31.617</b>	184	221	16	1:43.200	22.544	149	48.938	181	31.718	184	219
8	1:42.908	22.512	149	48.669	181	31.727	184	220	17	1:43.308	22.492	150	48.875	178	31.941	183	220
9	1:43.298	22.555	149	48.805	181	31.938	183	221									

# DTM Hockenheim I

Hockenheimring, length 4574 m

04. - 06.05.2018

ADAC Formel 4



## Lap Analysis race 1, 05.05.2018

DMSB-Reg.No.: 122/18

### 81 Sebastian Estner , ADAC Formel 4 Rookie / DEU

theoretical besttime: 1:42.660

Lap	Time	S1	V1	S2	V2	S3	V3	Vmax	Lap	Time	S1	V1	S2	V2	S3	V3	Vmax
1	1:55.299	32.061	148	50.109	182	33.129	184	225	10	1:42.960	22.473	150	48.707	182	31.780	185	220
2	1:47.366	23.018	150	49.360	175	34.988	132	223	11	<b>1:42.660</b>	<b>22.331</b>	151	<b>48.560</b>	183	<b>31.769</b>	184	220
3	2:41.411	33.471	92	1:09.855	101	58.085	185	149	12	1:43.037	22.385	150	48.775	181	31.877	185	220
4	1:46.063	22.912	<b>152</b>	49.379	178	33.772	184	<b>228</b>	13	1:43.889	22.752	150	49.271	180	31.866	184	219
5	1:45.007	22.972	151	49.104	179	32.931	<b>187</b>	223	14	1:43.421	22.670	151	48.847	182	31.904	185	219
6	1:44.737	23.610	151	49.132	181	31.995	185	225	15	1:43.601	22.716	151	48.832	176	32.053	184	219
7	1:43.291	22.545	149	48.719	<b>183</b>	32.027	184	223	16	1:43.517	22.798	151	48.742	181	31.977	183	220
8	1:43.450	22.746	151	48.708	182	31.996	183	225	17	1:42.988	22.453	150	48.702	182	31.833	185	219
9	1:43.355	22.748	151	48.713	182	31.894	183	220									

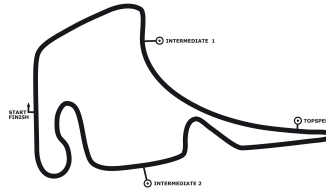
### 95 Tom Beckhäuser , ADAC Formel 4 / CZE

theoretical besttime: 1:42.305

Lap	Time	S1	V1	S2	V2	S3	V3	Vmax	Lap	Time	S1	V1	S2	V2	S3	V3	Vmax
1	1:55.548	32.220	138	50.563	180	32.765	186	225	10	1:42.574	22.485	152	<b>48.456</b>	182	31.633	187	223
2	1:47.802	22.999	152	49.458	178	35.345	130	226	11	1:43.328	22.886	152	48.753	182	31.689	186	223
3	2:41.092	33.148	89	1:09.990	95	57.954	184	147	12	1:43.021	22.614	152	48.608	182	31.799	185	221
4	1:45.302	22.870	152	49.069	181	33.363	<b>188</b>	<b>227</b>	13	1:43.215	22.501	153	48.702	183	32.012	184	223
5	1:45.260	22.880	<b>153</b>	49.377	179	33.003	185	223	14	1:43.074	22.603	153	48.721	181	31.750	187	224
6	1:43.207	22.767	153	48.881	<b>183</b>	<b>31.559</b>	184	225	15	1:43.082	22.620	153	48.601	183	31.861	182	224
7	1:42.786	22.603	153	48.581	183	31.602	183	221	16	1:43.244	22.684	153	48.614	183	31.946	183	223
8	1:42.626	22.436	152	48.578	183	31.612	184	221	17	1:43.236	22.564	152	48.891	181	31.781	184	227
9	<b>1:42.515</b>	<b>22.290</b>	152	48.495	183	31.730	183	224									



**DTM Hockenheim I**  
**Hockenheimring, length 4574 m**  
**04. - 06.05.2018**  
**ADAC Formel 4**



**DMSB**-Reg.No.: 122/18

**Best Sector Times race 1**

Pos.	sector 1			sector 2			sector 3			theoretical and best lap time				
	No	Driver	Time	No	Driver	Time	No	Driver	Time	No	Driver	theoretical	Best	Pos
1	74	Fittipaldi E.	22.142	44	Zendeli L.	48.031	44	Zendeli L.	31.353	44	Zendeli L.	1:41.608	1:41.608	
2	30	Lawson L.	22.157	2	Vesti F.	48.089	30	Lawson L.	31.432	2	Vesti F.	1:41.796	1:41.888	
3	33	Doohan J.	22.187	74	Fittipaldi E.	48.162	27	Schumacher D.	31.462	30	Lawson L.	1:41.818	1:41.974	
4	64	Caldwell O.	22.197	30	Lawson L.	48.229	2	Vesti F.	31.507	74	Fittipaldi E.	1:41.971	1:42.217	
5	2	Vesti F.	22.200	64	Caldwell O.	48.253	95	Beckhäuser T.	31.559	27	Schumacher D.	1:42.018	1:42.047	
6	44	Zendeli L.	22.224	27	Schumacher D.	48.280	64	Caldwell O.	31.573	64	Caldwell O.	1:42.023	1:42.202	
7	21	Weerts C.	22.246	33	Doohan J.	48.356	14	Lorandi L.	31.594	33	Doohan J.	1:42.138	1:42.393	
8	28	Wishofer M.	22.274	21	Weerts C.	48.359	33	Doohan J.	31.595	21	Weerts C.	1:42.292	1:42.373	
9	27	Schumacher D.	22.276	13	Di Comberti A.	48.377	80	Estner A.	31.617	95	Beckhäuser T.	1:42.305	1:42.515	
10	95	Beckhäuser T.	22.290	95	Beckhäuser T.	48.456	28	Wishofer M.	31.626	14	Lorandi L.	1:42.365	1:42.584	
11	14	Lorandi L.	22.308	14	Lorandi L.	48.463	74	Fittipaldi E.	31.667	28	Wishofer M.	1:42.482	1:47.437	
12	13	Di Comberti A.	22.325	81	Estner S.	48.560	21	Weerts C.	31.687	13	Di Comberti A.	1:42.565	1:42.609	
13	81	Estner S.	22.331	22	Roy L.	48.565	6	Cohen I.	31.721	80	Estner A.	1:42.569	1:42.699	
14	80	Estner A.	22.349	28	Wishofer M.	48.582	81	Estner S.	31.769	81	Estner S.	1:42.660	1:42.660	
15	6	Cohen I.	22.465	80	Estner A.	48.603	13	Di Comberti A.	31.863	6	Cohen I.	1:42.856	1:42.976	
16	22	Roy L.	22.552	6	Cohen I.	48.670	22	Roy L.	32.102	22	Roy L.	1:43.219	1:43.219	
17	5	Petecof G.	00.000	23	Alders J.	49.953	23	Alders J.	33.316	5	Petecof G.	00.000	00.000	
18	4	Krütten N.	00.000	4	Krütten N.	51.422	5	Petecof G.	00.000	4	Krütten N.	00.000	00.000	
19	26	Köhler L.	00.000	5	Petecof G.	1:16.546	4	Krütten N.	00.000	26	Köhler L.	00.000	00.000	
20	23	Alders J.	00.000	26	Köhler L.	1:27.393	26	Köhler L.	00.000	23	Alders J.	00.000	1:55.021	



Lapchart: ADAC Formel 4 race 1

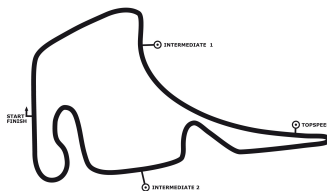
POS	1	2	3	4	5	6	7	8	9	10	11	12	13	14	15	16	17	18	19	20	21
LAP 1	44	28	30	64	74	27	21	80	14	33	2	22	23	81	95	6	13	4.	26.	5.	
LAP 2	44	28	30	64	74	27	21	80	14	2	33	22	81	95	6	13					
LAP 3	44	28	30	64	74	27	21	80	14	2	33	22	81	95	6	13					
LAP 4	44	30	64	74	27	21	2	33	80	22	14	95	81	13	6	28.					
LAP 5	44	30	64	74	27	21	2	33	80	14	22	95	81	6	13						
LAP 6	44	30	64	74	27	2	21	33	80	14	95	22	81	13	6						
LAP 7	44	30	64	74	27	2	21	33	80	14	95	22	81	13	6						
LAP 8	44	30	64	74	27	2	21	33	80	14	95	81	13	6	22						
LAP 9	44	30	64	74	27	2	21	33	80	14	95	81	13	6	22.						
LAP 10	44	30	64	74	27	2	21	33	80	14	95	81	13	6							
LAP 11	44	30	64	74	27	2	21	33	80	14	95	81	13	6							
LAP 12	44	30	64	74	27	2	21	33	80	14	95	81	13	6							
LAP 13	44	30	64	27	74	2	21	33	80	14	95	81	13	6							
LAP 14	44	30	64	27	74	2	21	33	80	14	95	81	13	6							
LAP 15	44	30	64	27	74	2	21	33	80	14	95	81	13	6							
LAP 16	44	30	64	27	74	2	21	33	80	14	95	81	13	6							
LAP 17	44	30	64	27	74	2	21	33	80	95	14	81	13	6							

# DTM Hockenheim I

Hockenheimring, length 4574 m

04. - 06.05.2018

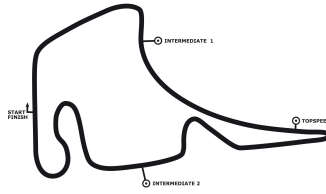
ADAC Formel 4



## Topspeed race 1, 05.05.2018


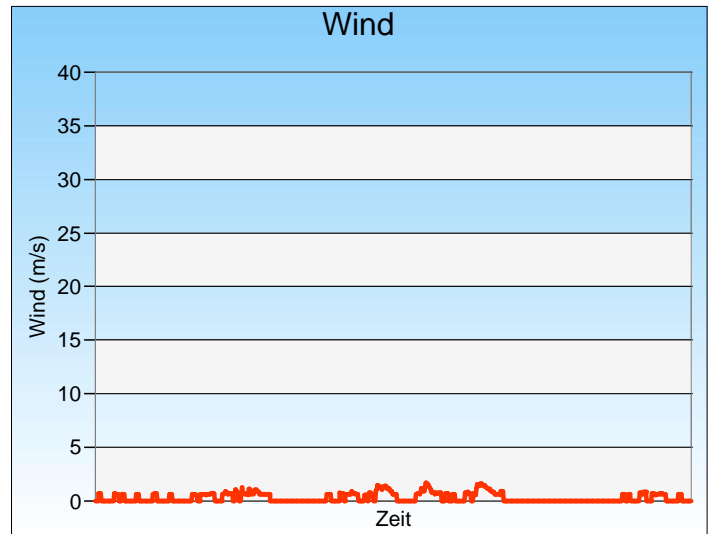
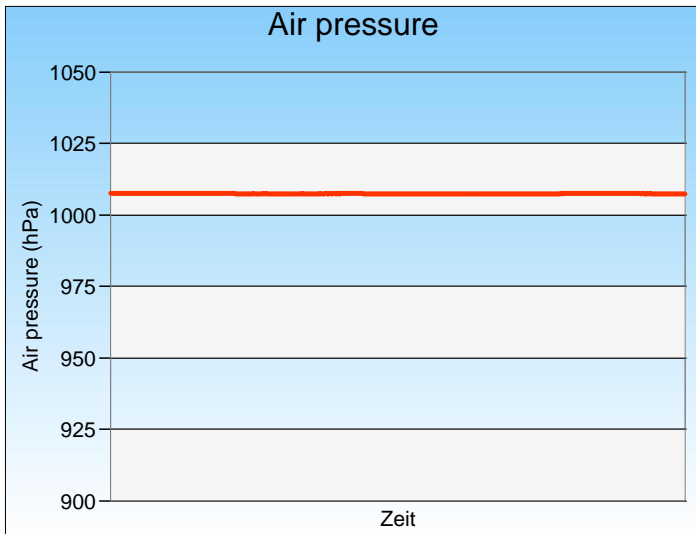
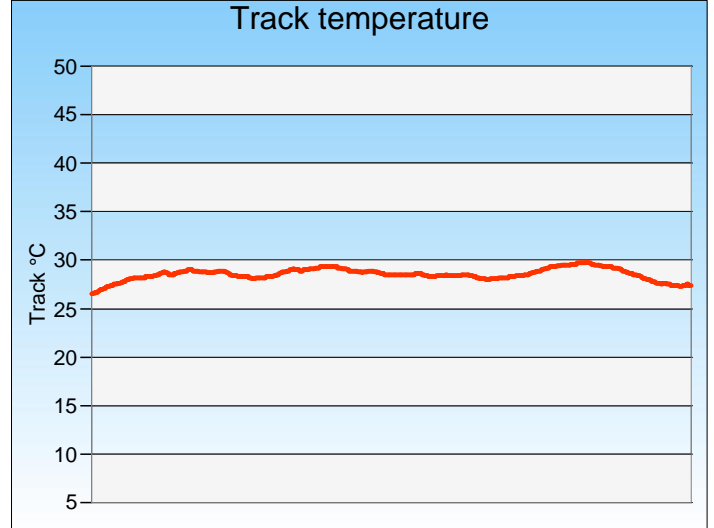
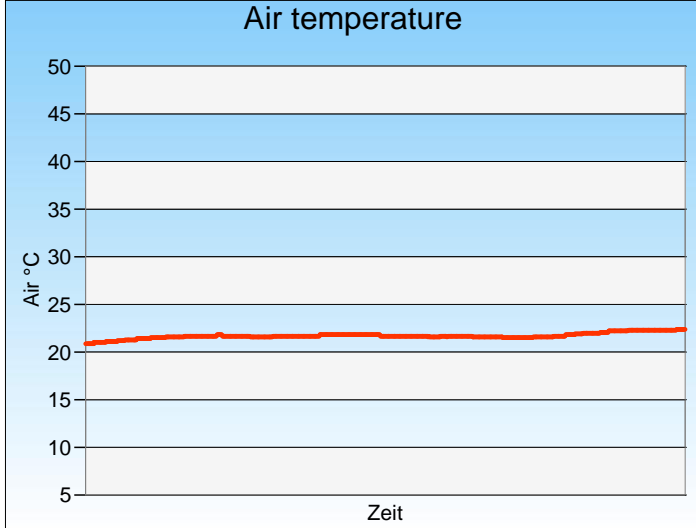
DMSB-Reg.No.: 122/18

Car No.	Driver	Make	Speed km/h
22	Lucas Alecco Roy	ADAC Formel 4	232
33	Jack Doohan	ADAC Formel 4	230
2	Frederik Vesti	ADAC Formel 4	230
13	Aaron Di Comberti	ADAC Formel 4	230
26	Leon Köhler	ADAC Formel 4	229
14	Leonardo Lorandi	ADAC Formel 4	229
64	Oliver Caldwell	ADAC Formel 4	228
81	Sebastian Estner	ADAC Formel 4	228
80	Andreas Estner	ADAC Formel 4	228
95	Tom Beckhäuser	ADAC Formel 4	227
21	Charles Weerts	ADAC Formel 4	227
6	Ido Cohen	ADAC Formel 4	226
27	David Schumacher	ADAC Formel 4	226
74	Enzo Fittipaldi	ADAC Formel 4	226
4	Niklas Krütten	ADAC Formel 4	225
30	Liam Lawson	ADAC Formel 4	225
23	Joey Alders	ADAC Formel 4	225
28	Mick Wishofer	ADAC Formel 4	224
44	Lirim Zendeli	ADAC Formel 4	222
5	Gianluca Petecof	ADAC Formel 4	197




**Weather race 1**

05.05.2018, 10:35:00 - 11:05:00



Weather:

sunny



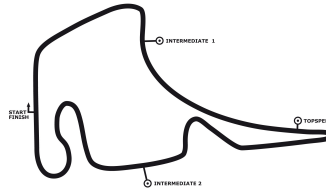
# DTM Hockenheim I

Hockenheimring, length 4574 m

04. - 06.05.2018

ADAC Formel 4

Starting grid race 1



DMSB Reg.No.: 122/18

<b>6 Ido Cohen</b> ADAC Formel 4	1:42.692
<b>81 Sebastian Estner</b> ADAC Formel 4	1:42.706
<b>23 Joey Alders</b> ADAC Formel 4	1:42.217
<b>5 Gianluca Petecof</b> ADAC Formel 4	1:42.192
<b>33 Jack Doohan</b> ADAC Formel 4	1:41.974
<b>14 Leonardo Lorandi</b> ADAC Formel 4	1:41.879
<b>2 Frederik Vesti</b> ADAC Formel 4	1:41.803
<b>74 Enzo Fittipaldi</b> ADAC Formel 4	1:41.782
<b>64 Oliver Caldwell</b> ADAC Formel 4	1:41.725
<b>28 Mick Wishofer</b> ADAC Formel 4	1:41.429

10  
9  
8  
7  
6  
5  
4  
3  
2  
1

<b>13 Aaron Di Comberti</b> ADAC Formel 4	1:42.768
<b>22 Lucas Alecco Roy</b> ADAC Formel 4	1:42.659
<b>95 Tom Beckhäuser</b> ADAC Formel 4	1:42.206
<b>80 Andreas Estner</b> ADAC Formel 4	1:42.098
<b>26 Leon Köhler</b> ADAC Formel 4	1:41.935
<b>27 David Schumacher</b> ADAC Formel 4	1:41.870
<b>4 Niklas Krütten</b> ADAC Formel 4	1:41.786
<b>21 Charles Weerts</b> ADAC Formel 4	1:41.782
<b>30 Liam Lawson</b> ADAC Formel 4	1:41.455
<b>44 Lirim Zendeli</b> ADAC Formel 4	1:41.140
<b>Pole Position</b>	



Issued:

Stewards:

Timekeeper:

## CAR # 6 - DROP OF 10 GRID POSITIONS (DECISION 80 - OSCHERSLEBEN)

Timekeeping and Dataservice: wige SOLUTIONS GmbH & Co. KG, Meckenheim, GER