

ADAC TCR Germany

Result List Race 2



Provisional

DMSB Reg. Nr.: DMSB 110/18

Sunday, April 29, 2018 11:45:00

Autodrom Most, Length: 4212m

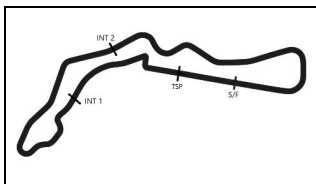
Air temperature: 25.95°C

Track temperature: 24.31°C

Weather condition: Dry

started : 27 classified : 25 not classified : 2

Nr.	Drivers	Team	Laps	Total Time	Gap	Kph	Lap	Time	Kph
Cl.	Car	Competitor							
1	2 P.Fulin(CZE) Cupra Leon TCR	Fullin Race Academy Fullin Race Academy	18	33:17.851		136.5	2	1:42.785	147.5
2	53 M.Halder(DEU) R Cupra Leon TCR	Profi-Car Team Halder Profi-Car Team Halder	18	33:18.984	1.133	136.6	6	1:43.088	147.0
3	8 L.Engstler(DEU) VW Golf GTI TCR 2018	Liqui Moly Team Engstler LIQUI MOLY Team Engstler	18	33:19.205	1.354	136.5	5	1:42.700	147.6
4	14 N.Langeveld(NLD) Audi RS 3 LMS TCR	Racing One(DEU) Racing One	18	33:21.714	3.863	136.6	5	1:42.536	147.8
5	22 H.Proczyk(AUT) Opel Astra TCR	HP Racing International HP Racing International	18	33:21.898	4.047	136.6	6	1:42.742	147.5
6	19 M.Hesse(DEU) R Audi RS 3 LMS TCR	PROsport Performance(DEU) Prosport Performance GmbH	18	33:22.117	4.266	136.5	5	1:43.148	147.0
7	88 D.Fugel(DEU) Honda Civic TCR 2018	Team Honda ADAC Sachsen ADAC Sachsen e.V.	18	33:22.559	4.708	136.7	6	1:42.878	147.3
8	47 N.Kankkunen(FIN) VW Golf GTI TCR 2018	Team Engstler Europe LIQUI MOLY Team Engstler	18	33:23.133	5.282	136.8	5	1:43.358	146.7
9	77 J.Häußermann(DEU) R VW Golf GTI TCR 2018	Team Engstler Germany LIQUI MOLY Team Engstler	18	33:24.633	6.782	136.9	13	1:43.631	146.3
10	7 M.Halder(DEU) Honda Civic TCR 2018	Team Honda ADAC Sachsen ADAC Sachsen e.V.	18	33:25.787	7.936	136.2	5	1:42.923	147.3
11	6 O.Holdener(CHE) Cupra Leon TCR	Wolf-Power Racing Wolf-Power Racing	18	33:28.123	10.272	137.5	6	1:43.248	146.8
12	60 L.Prattes(DEU) R Cupra Leon TCR	TOPCAR Sport TOPCAR Sport	18	33:29.552	11.701	136.0	6	1:43.082	147.0
13	11 L.Wankmüller(DEU) R Opel Astra TCR	HP Racing International HP Racing International	18	33:31.619	13.768	136.3	18	1:43.527	146.4
14	10 B.Leuchter(DEU) VW Golf GTI TCR 2018	Max Kruse Racing Max Kruse Racing	18	33:34.921	17.070	135.9	6	1:44.644	144.9
15	29 J.Kuusiniemi(FIN) VW Golf GTI TCR 2018	Positione Motorsport Positione Motorsport	18	33:36.076	18.225	136.1	11	1:44.388	145.2
16	42 L.Niedertscheider(AUT) Peugeot 308 TCR	Niedertscheider Motorsport Team Niedertscheider Motorsport Team	18	33:36.471	18.620	135.9	12	1:44.127	145.6
17	54 S.Reicher(AUT) Audi RS 3 LMS TCR	YACO Racing YACO Racing	18	33:39.799	21.948	135.2	5	1:42.794	147.5
18	23 S.Steibel(DEU) VW Golf GTI TCR 2016	Steibel Motorsport AMC-Burgau e.V.	18	33:40.460	22.609	136.3	6	1:43.713	146.2
19	39 F.Thoma(CHE) VW Golf GTI TCR 2018	Team Engstler Europe LIQUI MOLY Team Engstler	18	33:40.465	22.614	135.8	5	1:44.696	144.8
20	33 J.Reynolds(CHE) Cupra Leon TCR	TOPCAR Sport TOPCAR Sport	18	33:48.343	30.492	135.4	6	1:45.211	144.1
21	44 S.Kaibach(DEU) Audi RS 3 LMS TCR	PROsport Performance(DEU) Prosport Performance GmbH	18	33:49.489	31.638	135.0	15	1:43.862	145.9
22	99 M.Sandberg(NLD) Audi RS 3 LMS TCR	Racing One(DEU) Racing One	18	34:06.016	48.165	134.0	6	1:44.570	145.0
23	55 M.Fugel(DEU) R Honda Civic TCR 2017	Profi-Car Team Halder Profi-Car Team Halder	18	34:10.639	52.788	133.6	12	1:44.933	144.5
24	17 J.Preisig(CHE) Opel Astra TCR	Steibel Motorsport AMC-Burgau e.V.	18	34:20.002	1:02.151	133.1	6	1:44.574	144.9
25	30 A.Buri(FIN) Audi RS 3 LMS TCR	LMS Racing LMS Racing	17	33:22.352	1 LAP	131.5	12	1:43.105	147.0



ADAC TCR Germany

Result List Race 2

Provisional



Autodrom Most, Length: 4212m

Air temperature: 25.95°C

Track temperature: 24.31°C

Weather condition: Dry

DMSB Reg. Nr.: DMSB 110/18

Sunday, April 29, 2018 11:45:00

started : 27 classified : 25 not classified : 2

Nr. Drivers	Team	Laps	Total Time	Gap	Kph	Lap	Time	Kph
Cl. Car	Competitor							
Not classified								
27	T.Coicaud(FRA) VW Golf GTI TCR 2018	Liqui Moly Team Engstler LIQUI MOLY Team Engstler	6	11:19.757	12LAPS	134.8	5 1:44.430	145.1
3	K.Jordan(DEU) VW Golf GTI TCR 2018	Team Engstler Germany LIQUI MOLY Team Engstler	2	3:45.666	16LAPS	143.2	2 1:45.861	143.2

Fastest lap of the race. Car 14 driver Niels Langeveld on lap 5. Time 1:42.536, average speed 147.8 km/h.

Following race director decision - 1s penalty for the car no. 39

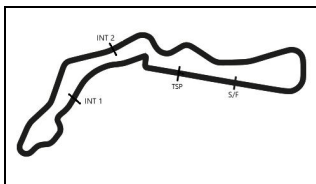
Subject to final scrutineering!		
Publication time:	Clerk of the Course: Michal Marek	Timekeeper: Steffen Ruhl

ver: 1.0

www.adac.de/motorsport

Page 2/ 2 printed: 29.4.2018 12:29





ADAC TCR Germany

Class Result List Race 2



Provisional

DMSB Reg. Nr.: DMSB 110/18

Sunday, April 29, 2018 11:45:00

Autodrom Most, Length: 4212m

Air temperature: 25.95°C

Track temperature: 24.31°C

Weather condition: Dry

started : 27 classified : 25 not classified : 2

Nr. Drivers	Team	Laps	Total Time	Gap	Kph	Lap	Time	Kph
Car	Competitor							

CLASS: Honda Rookie Challenge

Started: 6 Classified: 6 Not Classified: 0

1	53	M.Halder(DEU) Cupra Leon TCR	Profi-Car Team Halder Profi-Car Team Halder	18	33:18.984		136.6	6	1:43.088	147.0
2	19	M.Hesse(DEU) Audi RS 3 LMS TCR	PROsport Performance(DEU) Prosport Performance GmbH	18	33:22.117	3.133	136.5	5	1:43.148	147.0
3	77	J.Häußermann(DEU) VW Golf GTI TCR 2018	Team Engstler Germany LIQUI MOLY Team Engstler	18	33:24.633	5.649	136.9	13	1:43.631	146.3
4	60	L.Prattes(DEU) Cupra Leon TCR	TOPCAR Sport TOPCAR Sport	18	33:29.552	10.568	136.0	6	1:43.082	147.0
5	11	L.Wankmüller(DEU) Opel Astra TCR	HP Racing International HP Racing International	18	33:31.619	12.635	136.3	18	1:43.527	146.4
6	55	M.Fugel(DEU) Honda Civic TCR 2017	Profi-Car Team Halder Profi-Car Team Halder	18	34:10.639	51.655	133.6	12	1:44.933	144.5

Fastest lap of the class. Car 60 driver Loris Prattes on lap 6. Time 1:43.082, average speed 147.0 km/h.

Following race director decision - 1s penalty for the car no. 39

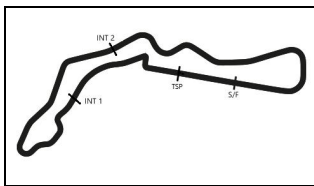
Subject to final scrutineering!		
Publication time:	Clerk of the Course: Michal Marek	Timekeeper: Steffen Ruhl

ver: 1.0

www.adac.de/motorsport

Page 1/ 1 printed: 29.4.2018 12:27





ADAC TCR Germany



Sector List Race 2

Provisional

Autodrom Most, Length: 4212m

Air temperature: 25.95°C

Track temperature: 24.31°C

Weather condition: Dry

DMSB Reg. Nr.: DMSB 110/18

Sunday, April 29, 2018 11:45:00

Lap	Time	SE1	SP1	SE2	SP2	SE3	SP3	TSP	Lap	Time	SE1	SP1	SE2	SP2	SE3	SP3	TSP
2 Fulin, CZE									theoretical besttime: 1:42.393								
1	1:50.468	34.175	195	35.345	192	40.948	194	168	10	1:43.050	26.650	198	35.167	197	41.233	193	220
2	1:42.785	26.425	197	35.477	192	40.883	193	220	11	1:43.632	26.872	197	35.414	194	41.346	193	221
3	1:46.782	26.451	197	35.154	193	45.177	138	219	12	1:43.348	26.663	198	35.358	193	41.327	192	220
4	2:23.705	36.663	122	51.742	129	55.300	191	118	13	1:43.735	26.703	199	35.503	193	41.529	194	220
5	1:42.984	26.723	197	35.085	193	41.176	193	218	14	1:43.924	26.943	198	35.449	193	41.532	192	220
6	1:42.917	26.479	198	35.214	193	41.224	194	219	15	1:43.921	26.827	198	35.602	196	41.492	193	221
7	1:46.984	26.675	198	35.305	195	45.004	138	221	16	1:44.076	26.896	198	35.595	193	41.585	192	221
8	2:24.822	39.089	118	48.966	137	56.767	141	139	17	1:45.718	26.924	196	36.639	188	42.155	190	221
9	2:20.355	34.535	125	50.113	98	55.707	192	173	18	1:44.645	27.095	197	35.667	193	41.883	186	220

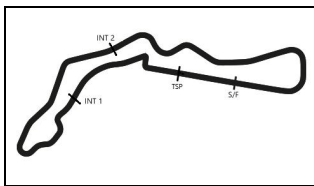
3 Jordan, DEU									theoretical besttime: 1:44.698								
1	1:59.805	38.542	168	39.506	193	41.757	192	186	3		27.066	198					218
2	1:45.861	27.337	194	35.875	194	42.649	188	221									

6 Holdener, CHE									theoretical besttime: 1:43.241								
1	2:13.910	53.346	169	37.848	191	42.716	194		10	1:44.699	27.109	191	35.710	196	41.880	197	226
2	1:44.669	27.255	193	36.008	193	41.406	195	223	11	1:44.120	27.231	196	35.461	196	41.428	197	225
3	1:46.789	26.578	192	35.590	195	44.621	134	224	12	1:43.676	26.628	200	35.405	196	41.643	195	225
4	2:10.620	30.750	154	49.430	128	50.440	197	166	13	1:43.608	26.641	200	35.394	195	41.573	196	224
5	1:45.175	27.269	195	35.704	193	42.202	197	227	14	1:44.698	27.066	200	36.034	191	41.598	198	226
6	1:43.248	26.578	198	35.298	194	41.372	198	226	15	1:44.101	27.138	198	35.429	195	41.534	195	227
7	1:47.622	27.050	198	35.532	195	45.040	132	228	16	1:45.150	26.571	197	35.830	192	42.749	195	225
8	2:22.355	37.464	113	46.437	141	58.454	108	128	17	1:43.771	26.642	197	35.527	194	41.602	195	225
9	2:15.465	33.566	136	49.258	103	52.641	195	136	18	1:44.447	26.937	200	35.677	194	41.833	196	225

7 Halder, DEU									theoretical besttime: 1:42.132								
1	1:53.180	35.408	185	36.890	191	40.882	194	176	10	1:44.015	26.833	198	35.145	196	42.037	195	222
2	1:43.624	26.410	198	36.206	188	41.008	195	222	11	1:44.106	26.603	198	35.496	196	42.007	195	224
3	1:45.861	26.415	198	34.857	196	44.589	142	223	12	1:43.021	26.746	200	34.934	196	41.341	196	225
4	2:23.074	37.556	123	50.898	117	54.620	194	127	13	1:43.910	26.655	200	35.702	195	41.553	194	226
5	1:42.923	26.785	198	34.840	195	41.298	195	222	14	1:44.315	26.621	199	35.653	189	42.041	194	223
6	1:43.813	26.898	178	35.546	192	41.369	194	223	15	1:43.384	26.497	199	35.049	197	41.838	194	224
7	1:56.297	26.730	193	35.554	191	54.013		222	16	1:43.681	26.546	200	35.077	196	42.058	194	223
8	2:29.090	45.092	140	45.502	132	58.496	109		17	1:42.991	26.669	198	34.962	194	41.360	194	222
9	2:15.137	34.282	145	47.583	80	53.272	193	123	18	1:43.365	26.730	200	35.030	195	41.605	195	222

8 Engstler, DEU									theoretical besttime: 1:42.334								
1	1:50.922	34.521	196	35.344	194	41.057	194	162	10	1:43.157	26.618	198	35.183	192	41.356	192	220
2	1:43.083	26.311	199	35.747	192	41.025	193	221	11	1:43.326	26.806	197	35.268	192	41.252	192	220
3	1:46.856	26.520	198	35.029	193	45.307	137	221	12	1:43.291	26.683	198	35.167	193	41.441	193	220
4	2:23.650	36.938	125	51.518	125	55.194	193	121	13	1:43.663	26.630	199	35.354	193	41.679	192	221
5	1:42.700	26.512	198	34.998	193	41.190	193	220	14	1:43.864	26.797	197	35.450	192	41.617	192	221
6	1:43.087	26.455	199	35.214	193	41.418	193	221	15	1:44.108	26.889	198	35.517	193	41.702	191	222
7	1:47.159	26.570	198	35.227	194	45.362	131	220	16	1:43.890	26.701	198	35.528	192	41.661	192	221
8	2:24.962	39.164	121	48.814	135	56.984	136	145	17	1:45.727	26.818	198	36.355	179	42.554	186	221
9	2:20.288	34.214	130	49.861	113	56.213	192	167	18	1:45.472	27.727	198	35.502	194	42.243	193	185

10 Leuchter, DEU									theoretical besttime: 1:43.908								
1	1:59.067	38.332	177	38.938	191	41.797	190	185	10	1:44.648	26.686	195	35.871	191	42.091	191	220
2	1:46.043	27.400	195	36.115	187	42.528	190	219	11	1:44.826	26.859	196	35.820	190	42.147	190	219
3	1:48.483	26.585	196	35.526	192	46.372	129	219	12	1:44.742	26.707	197	35.831	190	42.204	189	219
4	2:17.517	34.544	108	50.003	119	52.970	188	141	13	1:45.113	27.234	197	35.699	192	42.180	192	219
5	1:46.329	27.237	197	35.667	192	43.425	190	215	14	1:45.639	26.696	197	35.962	190	42.981	192	220
6	1:44.644	26.868	196	35.766	190	42.010	189	218	15	1:44.990	26.944	196	35.772	190	42.274	190	220
7	1:48.047	27.048	186	35.870	191	45.129	123	219	16	1:45.207	26.936	197	35.934	190	42.337	188	219
8	2:21.858	37.080	115	46.869	126	57.909	113	143	17	1:46.446	27.910	195	36.095	190	42.441	191	219
9	2:16.184	33.945	136	49.160	115	53.079	191	153	18	1:45.138	26.880	196	35.922	190	42.336	184	219



ADAC TCR Germany



Sector List Race 2

Provisional

DMSB Reg. Nr.: DMSB 110/18

Autodrom Most, Length: 4212m

Air temperature: 25.95°C

Track temperature: 24.31°C

Weather condition: Dry

Sunday, April 29, 2018 11:45:00

Lap	Time	SE1	SP1	SE2	SP2	SE3	SP3	TSP	Lap	Time	SE1	SP1	SE2	SP2	SE3	SP3	TSP
11	Wankmüller, DEU								theoretical besttime: 1:42.577								
1	2:00.640	39.039	174	40.298	190	41.303	196	183	10	1:44.286	27.008	200	35.252	193	42.026	196	219
2	1:45.228	27.018	196	36.176	191	42.034	193	223	11	1:44.162	26.549	200	35.574	192	42.039	194	225
3	1:48.105	27.158	197	35.730	193	45.217	139	221	12	1:44.414	27.073	198	35.607	191	41.734	195	221
4	2:17.210	34.690	110	50.194	106	52.326	194	131	13	1:44.067	26.634	199	35.689	191	41.744	195	221
5	1:56.901	26.704	201	35.040	193	55.157		220	14	1:44.882	26.810	200	35.514	191	42.558	193	224
6	1:57.420	41.389	199	34.811	192	41.220	194		15	1:44.385	26.546	200	35.656	191	42.183	195	222
7	1:43.081	26.577	198	34.977	191	41.527	194	219	16	1:44.091	27.045	198	35.267	191	41.779	195	225
8	2:09.985	28.846	150	42.783	138	58.356	113	174	17	1:44.624	27.490	197	35.386	189	41.748	194	222
9	2:14.611	34.293	141	47.251	83	53.067	198	127	18	1:43.527	26.657	199	35.203	191	41.667	195	221

14	Langeveld, NLD								theoretical besttime: 1:42.114								
1	1:54.793	37.751	180	36.062	194	40.980	197	181	10	1:43.754	26.751	200	35.369	196	41.634	195	223
2	1:43.208	26.837	194	35.613	194	40.758	197	225	11	1:43.412	26.697	200	35.230	194	41.485	196	226
3	1:46.256	26.383	201	35.047	196	44.826	129	227	12	1:43.385	26.498	200	35.286	194	41.601	196	226
4	2:22.899	38.383	114	49.911	112	54.605	196	134	13	1:43.483	26.512	201	35.311	194	41.660	195	226
5	1:42.536	26.331	201	35.025	196	41.180	196	226	14	1:43.917	26.600	201	35.487	194	41.830	195	226
6	1:43.571	26.418	187	35.452	195	41.701	194	226	15	1:44.871	26.681	200	35.595	194	42.595	195	226
7	1:47.824	26.706	200	35.300	195	45.818	112	225	16	1:44.608	26.908	200	35.778	193	41.922	195	223
8	2:23.412	37.855	120	48.638	135	56.919	127	160	17	1:45.259	27.200	200	35.707	193	42.352	195	225
9	2:19.263	34.296	118	49.274	104	55.693	194	153	18	1:45.263	26.989	200	35.798	193	42.476	195	224

17	Preisig, CHE								theoretical besttime: 1:44.165								
1	2:03.997	40.036	164	41.775	192	42.186	195	187	10	1:45.731	27.135	190	36.654	194	41.942	192	224
2	1:44.936	27.085	184	36.161	191	41.690	195	222	11	1:45.054	26.751	190	35.819	196	42.484	195	223
3	1:52.377	26.845	191	35.999	192	49.533	101	224	12	1:53.270	27.648	194	36.180	190	49.442	194	225
4	2:13.613	32.844	123	49.706	109	51.063	196	164	13	1:46.229	27.576	187	36.112	191	42.541	192	222
5	1:44.596	27.036	191	35.724	193	41.836	196	225	14	2:00.005	27.519	189	36.113	192	56.373		213
6	1:44.574	27.053	194	35.762	192	41.759	196	223	15	2:01.686	43.888	189	36.035	192	41.763	194	
7	1:48.798	27.568	183	36.154	195	45.076	133	224	16	1:45.419	27.341	192	36.174	191	41.904	194	221
8	2:22.593	37.943	109	46.700	137	57.950	114	125	17	1:45.625	27.309	188	36.235	192	42.081	194	220
9	2:15.191	33.501	129	49.177	97	52.513	195	134	18	1:46.308	27.690	189	36.382	191	42.236	194	219

19	Hesse, DEU								theoretical besttime: 1:42.787								
1	1:53.909	35.578	176	36.713	189	41.618	195	175	10	1:43.737	26.692	200	35.291	196	41.754	195	225
2	1:43.655	26.201	201	35.718	193	41.736	195	226	11	1:44.837	27.135	192	35.364	194	42.338	196	226
3	1:46.019	26.369	202	35.260	196	44.390	133	226	12	1:43.821	26.767	198	35.343	193	41.711	194	226
4	2:22.780	37.309	112	50.975	110	54.496	195	131	13	1:43.704	26.613	200	35.298	195	41.793	193	226
5	1:43.148	26.562	203	35.037	195	41.549	195	226	14	1:43.817	26.558	201	35.407	195	41.852	196	225
6	1:43.539	26.385	188	35.412	196	41.742	195	227	15	1:44.126	26.546	200	35.504	195	42.076	195	225
7	1:47.785	26.491	199	35.465	196	45.829	116	226	16	1:44.781	26.812	201	35.561	194	42.408	195	224
8	2:23.239	37.371	117	48.563	126	57.305	124	164	17	1:44.737	26.683	197	35.753	192	42.301	195	225
9	2:19.511	34.039	113	49.453	110	56.019	197	169	18	1:44.972	26.862	197	35.963	194	42.147	196	227

22	Proczyk, AUT								theoretical besttime: 1:42.506								
1	1:55.763	37.967	172	36.432	191	41.364	194	166	10	1:43.346	26.506	196	35.483	193	41.357	195	226
2	1:44.285	26.662	197	36.186	189	41.437	193	221	11	1:44.113	26.964	197	35.361	194	41.788	195	225
3	1:46.524	26.443	198	35.196	191	44.885	131	221	12	1:43.054	26.604	199	35.061	193	41.389	194	225
4	2:21.577	37.545	106	49.704	109	54.328	195	135	13	1:43.122	26.323	199	35.277	193	41.522	195	224
5	1:43.334	26.704	197	35.383	192	41.247	195	224	14	1:43.875	26.885	197	35.460	193	41.530	196	225
6	1:42.742	26.198	200	35.189	192	41.355	195	223	15	1:44.360	26.663	199	35.572	193	42.125	195	227
7	1:48.116	26.651	198	35.275	193	46.190	122	225	16	1:45.130	27.210	196	36.021	193	41.899	195	224
8	2:23.762	37.931	118	48.567	141	57.264	131	138	17	1:45.070	27.054	197	35.907	190	42.109	195	225
9	2:18.473	33.906	115	49.358	124	55.209	196	139	18	1:45.252	27.017	197	35.981	192	42.254	192	225

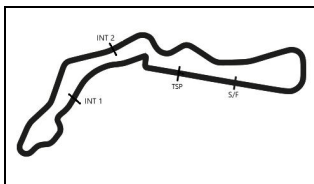
23	Steibel, DEU								theoretical besttime: 1:43.713								
1	2:09.853	51.091	185	36.790	189	41.972	192		10	1:46.527	27.157	196	36.396	192	42.974	193	221
2	1:44.613	27.204	196	35.609	190	41.800	191	218	11	1:44.471	26.972	195	35.519	191	41.980	193	221
3	1:48.504	27.010	195	36.377	177	45.117	109	216	12	1:45.612	27.319	197	35.995	188	42.298	194	220
4	2:12.639	32.161	131	49.786	117	50.692	194	175	13	1:45.437	27.845	188	35.590	191	42.002	193	219
5	1:45.850	27.759	191	35.826	193	42.265	195	219	14	1:44.841	26.872	197	35.801	191	42.168	191	219

ver: 1.0

www.adac.de/motorsport

Page 2/ 5 printed: 29.4.2018 12:21





ADAC TCR Germany



Sector List Race 2

Provisional

Autodrom Most, Length: 4212m

Air temperature: 25.95°C

Track temperature: 24.31°C

Weather condition: Dry

DMSB Reg. Nr.: DMSB 110/18

Sunday, April 29, 2018 11:45:00

Lap	Time	SE1	SP1	SE2	SP2	SE3	SP3	TSP	Lap	Time	SE1	SP1	SE2	SP2	SE3	SP3	TSP
6	1:43.713	26.753	197	35.441	193	41.519	195	221	15	1:44.628	27.052	196	35.486	192	42.090	192	219
7	1:48.330	27.094	196	35.831	191	45.405	138	221	16	1:45.925	27.043	198	36.489	157	42.393	192	220
8	2:22.706	37.775	111	46.907	141	58.024	112	117	17	1:44.791	27.007	197	35.606	191	42.178	193	219
9	2:14.964	33.513	124	49.075	87	52.376	194	129	18	1:47.056	27.186	197	35.701	191	44.169	193	220

27 Coicaud, FRA

theoretical besttime: 1:42.935

1	1:57.478	35.255	195	40.635	191	41.588	192	162	5	1:44.430	26.603	196	35.643	191	42.184	189	220
2	1:44.886	27.524	196	36.035	190	41.327	191	216	6	1:46.434	27.621	195	36.292	191	42.521	188	219
3	1:45.976	26.730	197	35.005	191	44.241	129	218	7								217
4	2:20.553	36.643	104	49.698	116	54.212	192	134									

29 Kuusiniemi, FIN

theoretical besttime: 1:44.082

1	2:02.271	38.884	165	41.542	192	41.845	192	166	10	1:45.429	27.712	189	35.829	192	41.888	192	222
2	1:45.216	27.312	198	35.974	193	41.930	195	223	11	1:44.388	26.824	198	35.613	191	41.951	191	219
3	1:49.828	26.772	197	36.204	193	46.852	128	224	12	1:44.957	27.196	197	35.783	192	41.978	191	220
4	2:15.084	33.274	118	50.442	107	51.368	193	136	13	1:45.654	26.867	199	36.075	179	42.712	190	220
5	1:45.357	26.888	199	35.724	192	42.745	192	221	14	1:45.329	26.950	200	35.949	192	42.430	192	219
6	1:44.538	26.788	196	35.788	190	41.962	193	221	15	1:44.811	26.624	198	35.782	191	42.405	194	221
7	1:48.538	27.027	190	36.042	191	45.469	125	220	16	1:45.628	27.414	197	35.962	191	42.252	192	222
8	2:21.811	36.894	115	46.805	124	58.112	114	148	17	1:45.467	26.978	198	36.096	191	42.393	192	219
9	2:15.971	33.722	135	49.144	113	53.105	195	151	18	1:45.799	26.910	198	36.054	190	42.835	191	220

30 Buri, FIN

theoretical besttime: 1:42.542

1	2:38.593	37.779	156	48.262	125	1:12.552		175	10	1:44.064	26.890	188	35.551	194	41.623	196	226
2	2:51.869	1:31.458	179	35.535	192	44.876	128		11	1:43.909	26.739	195	35.487	194	41.683	195	226
3	2:19.555	35.967	110	50.068	112	53.520	196	130	12	1:43.105	26.247	197	35.560	193	41.298	195	225
4	1:43.263	26.695	192	35.226	194	41.342	192	225	13	1:43.666	26.406	196	35.551	194	41.709	195	225
5	1:45.913	27.915	179	36.123	195	41.875	192	219	14	1:43.538	26.378	200	35.423	194	41.737	192	224
6	1:46.254	26.132	200	35.112	193	45.010	109	222	15	1:44.519	27.008	200	35.552	194	41.959	195	221
7	2:23.466	37.944	121	48.348	115	57.174	125	137	16	1:44.737	26.961	200	35.869	194	41.907	195	223
8	2:17.282	34.350	120	49.240	133	53.692	195	137	17	1:45.052	27.126	192	35.866	193	42.060	193	225
9	1:43.567	26.596	192	35.558	196	41.413	196	225									

33 Reynolds, CHE

theoretical besttime: 1:44.841

1	2:05.326	43.123	179	39.776	187	42.427	194	188	10	1:46.374	27.894	198	36.200	190	42.280	191	211
2	1:48.972	26.970	185	39.714	184	42.288	191	222	11	1:45.619	26.883	198	36.144	190	42.592	190	220
3	1:48.306	26.968	198	36.327	188	45.011	105	219	12	1:46.136	26.926	198	35.929	190	43.281	192	220
4	2:12.861	32.027	125	49.760	115	51.074	195	180	13	1:46.400	27.053	197	36.355	189	42.992	183	220
5	1:46.686	27.091	193	36.220	190	43.375	194	225	14	1:45.756	27.302	198	36.299	188	42.155	192	216
6	1:45.211	26.930	197	36.113	188	42.168	192	223	15	1:45.828	27.072	198	36.271	190	42.485	191	220
7	1:46.869	26.757	199	36.131	189	43.981	132	220	16	1:46.464	27.469	197	36.494	188	42.501	192	220
8	2:22.796	37.940	103	46.740	131	58.116	101	112	17	1:46.436	27.090	197	37.045	188	42.301	191	219
9	2:15.936	33.354	138	48.898	84	53.684	189	127	18	1:46.367	27.510	197	36.194	189	42.663	190	219

39 Thoma, CHE

theoretical besttime: 1:44.364

1	2:02.583	38.345	171	42.276	193	41.962	195	185	10	1:46.726	28.929	195	35.728	193	42.069	195	222
2	1:45.382	27.153	197	36.031	192	42.198	193	225	11	1:44.912	26.778	199	35.965	192	42.169	192	224
3	1:51.288	26.679	197	36.081	191	48.528	106	222	12	1:45.337	26.969	198	36.137	192	42.231	192	220
4	2:14.121	32.560	120	50.328	102	51.233	193	183	13	1:45.144	26.791	196	36.067	191	42.286	192	220
5	1:44.696	26.770	198	35.723	193	42.203	193	222	14	1:45.358	27.098	198	35.727	191	42.533	191	221
6	1:44.709	26.910	197	35.811	189	41.988	193	220	15	1:45.521	27.253	197	35.941	191	42.327	192	221
7	1:48.286	27.049	197	35.635	193	45.602	127	221	16	1:45.320	27.083	198	35.887	191	42.350	194	222
8	2:22.073	37.082	115	46.681	126	58.310	112	141	17	1:45.440	27.028	198	35.861	190	42.551	191	221
9	2:15.778	33.618	135	49.187	110	52.973	194	152	18	1:46.791	27.107	199	36.106	190	43.578	191	220

42 Niederscheider, AUT

theoretical besttime: 1:43.675

1	2:00.250	38.567	171	39.726	194	41.957	193	181	10	1:45.031	27.154	188	35.785	190	42.092	194	221
2	1:45.438	27.064	189	36.109	195	42.265	187	222	11	1:45.322	27.417	194	36.153	194	41.752	193	221
3	1:54.188	27.365	198	37.914	192	48.909	101	216	12	1:44.127	26.518	199	35.405	194	42.204	193	220
4	2:13.903	32.538	124	50.186	101	51.179	194	180	13	1:45.569	27.145	199	36.213	192	42.211	192	222

ver: 1.0

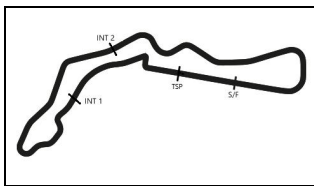
www.adac.de/motorsport

Page 3/ 5 printed: 29.4.2018 12:21



Premium-Serienpartner





ADAC TCR Germany



Sector List Race 2

Provisional

Autodrom Most, Length: 4212m

Air temperature: 25.95°C

Track temperature: 24.31°C

Weather condition: Dry

DMSB Reg. Nr.: DMSB 110/18

Sunday, April 29, 2018 11:45:00

Lap	Time	SE1	SP1	SE2	SP2	SE3	SP3	TSP	Lap	Time	SE1	SP1	SE2	SP2	SE3	SP3	TSP
5	1:44.791	26.630	199	35.798	191	42.363	194	223	14	1:46.009	26.808	200	35.821	191	43.380	189	221
6	1:44.985	27.014	196	35.808	194	42.163	190	223	15	1:44.802	26.737	199	35.802	194	42.263	191	218
7	1:48.071	27.356	198	35.648	194	45.067	130	219	16	1:45.041	26.854	197	35.764	193	42.423	192	219
8	2:21.900	37.276	119	46.501	132	58.123	120	141	17	1:45.317	26.873	199	35.900	190	42.544	192	220
9	2:15.859	33.857	130	49.219	110	52.783	193	150	18	1:45.868	27.106	197	35.714	192	43.048	192	220

44 Kaibach, DEU

theoretical besttime: 1:43.438

1	2:00.411	38.542	162	40.221	193	41.648	194	178	10	1:55.151	26.732	200	35.313	194	53.106		227
2	1:45.576	27.366	191	36.276	193	41.934	193	224	11	1:58.137	40.977	199	35.356	193	41.804	194	
3	1:48.912	27.188	198	35.768	196	45.956	136	222	12	1:43.994	26.556	199	35.341	194	42.097	191	222
4	2:16.641	34.263	98	50.138	113	52.240	195	139	13	1:44.415	26.629	200	35.556	193	42.230	192	220
5	1:44.176	26.952	200	35.655	194	41.569	196	226	14	1:44.016	26.767	200	35.525	194	41.724	195	223
6	1:44.481	27.297	197	35.440	180	41.744	196	225	15	1:43.862	26.813	197	35.364	194	41.685	193	224
7	1:46.295	26.977	198	35.666	194	43.652	121	226	16	1:44.037	26.679	199	35.611	194	41.747	195	224
8	2:23.436	37.839	116	47.905	122	57.692	123	136	17	1:44.767	26.749	196	35.948	188	42.070	192	224
9	2:16.855	33.875	125	49.435	139	53.545	195	143	18	1:44.327	26.768	200	35.693	193	41.866	194	223

47 Kankkunen, FIN

theoretical besttime: 1:42.908

1	1:59.168	37.875	159	40.017	193	41.276	194	175	10	1:45.180	28.259	190	35.334	192	41.587	194	221
2	1:44.853	27.538	192	35.899	193	41.416	194	220	11	1:43.465	26.542	198	35.274	193	41.649	194	221
3	1:47.299	26.456	189	35.342	192	45.501	129	221	12	1:43.883	26.532	197	35.572	190	41.779	195	223
4	2:19.009	35.857	111	49.986	118	53.166	195	126	13	1:43.554	26.496	197	35.545	190	41.513	195	222
5	1:43.358	26.772	189	35.251	193	41.335	195	224	14	1:43.940	26.685	197	35.560	191	41.695	192	222
6	1:44.348	27.230	192	35.795	191	41.323	194	221	15	1:43.767	26.569	197	35.483	191	41.715	194	220
7	1:46.733	26.541	198	35.176	191	45.016	108	219	16	1:44.376	26.849	195	35.754	192	41.773	194	221
8	2:23.344	37.956	118	48.485	122	56.903	124	132	17	1:44.571	26.561	197	35.738	192	42.272	194	222
9	2:17.742	34.443	127	49.372	135	53.927	194	137	18	1:44.543	26.681	195	35.958	192	41.904	194	221

53 Halder, DEU

theoretical besttime: 1:42.461

1	1:52.198	35.035	192	36.041	193	41.122	195	164	10	1:43.420	26.716	195	35.378	194	41.326	195	225
2	1:43.798	26.413	196	36.469	193	40.916	195	223	11	1:43.622	26.660	197	35.472	194	41.490	194	224
3	1:45.902	26.242	198	35.444	192	44.216	144	222	12	1:43.516	26.633	199	35.316	193	41.567	195	223
4	2:23.009	37.026	120	51.197	121	54.786	196	122	13	1:43.326	26.272	200	35.543	194	41.511	195	223
5	1:43.157	26.401	200	35.495	193	41.261	196	224	14	1:43.900	26.609	199	35.601	194	41.690	194	225
6	1:43.088	26.512	200	35.303	193	41.273	196	224	15	1:43.997	26.570	199	35.718	193	41.709	195	224
7	1:46.935	26.380	197	35.353	194	45.202	144	224	16	1:44.048	26.518	198	35.791	194	41.739	195	225
8	2:25.277	39.322	114	48.734	131	57.221	131	134	17	1:45.220	26.619	199	36.014	191	42.587	194	225
9	2:19.625	33.944	123	49.637	114	56.044	196	163	18	1:44.946	26.760	198	35.782	193	42.404	193	222

54 Reicher, AUT

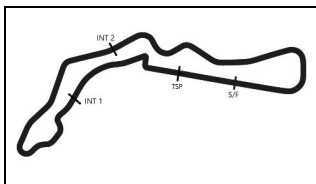
theoretical besttime: 1:42.338

1	1:54.104	35.800	179	36.655	183	41.649	195	173	10	1:44.118	27.044	196	35.476	194	41.598	194	225
2	1:45.042	26.605	200	37.358	193	41.079	195	224	11	1:44.005	26.740	199	35.506	194	41.759	195	222
3	1:45.752	26.366	200	34.893	195	44.493	126	224	12	1:43.986	26.736	197	35.449	194	41.801	195	225
4	2:22.932	38.270	120	49.858	115	54.804	192	133	13	2:00.797	41.902	177	36.255	194	42.640	192	225
5	1:42.794	26.539	200	35.120	194	41.135	195	223	14	1:43.772	26.759	200	35.302	194	41.711	195	222
6	1:43.059	26.487	200	35.112	194	41.460	196	225	15	1:44.038	26.953	200	35.337	193	41.748	193	221
7	1:48.040	26.728	200	35.294	194	46.018	116	225	16	1:44.740	26.887	200	35.917	194	41.936	196	224
8	2:23.608	37.888	117	48.572	127	57.148	127	150	17	1:44.219	26.872	199	35.529	194	41.818	195	224
9	2:19.044	34.056	110	49.290	123	55.698	194	147	18	1:45.749	26.895	194	35.801	195	43.053	192	225

55 Fugel, DEU

theoretical besttime: 1:44.648

1	2:01.701	38.882	171	40.866	191	41.953	192	187	10	1:57.693	27.148	196	36.314	190	54.231		222
2	1:45.393	26.884	197	36.229	191	42.280	194	220	11	2:00.728	41.555	194	37.032	173	42.141	192	
3	1:51.714	26.896	199	36.317	192	48.501	108	224	12	1:44.933	27.106	196	35.845	189	41.982	191	217
4	2:13.921	32.590	120	50.303	105	51.028	193	182	13	1:45.152	26.982	196	36.143	188	42.027	191	219
5	1:45.633	27.060	196	35.944	192	42.629	191	220	14	1:45.245	27.239	196	35.951	189	42.055	191	219
6	1:56.289	26.999	197	35.811	193	53.479		220	15	1:45.186	27.172	194	35.933	191	42.081	192	218
7	1:59.414	41.135	194	36.339	186	41.940	194		16	1:46.007	27.103	196	36.578	170	42.326	192	219
8	2:05.807	27.619	194	39.158	138	59.030	136	218	17	1:45.659	27.294	195	36.241	189	42.124	192	218
9	2:14.197	33.826	154	47.022	84	53.349	194	118	18	1:45.967	27.260	195	36.254	190	42.453	191	219



ADAC TCR Germany



Sector List Race 2

Provisional

Autodrom Most, Length: 4212m

Air temperature: 25.95°C

Track temperature: 24.31°C

Weather condition: Dry

DMSB Reg. Nr.: DMSB 110/18

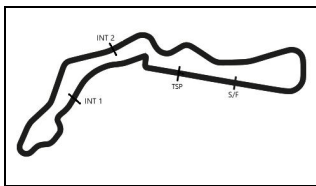
Sunday, April 29, 2018 11:45:00

Lap	Time	SE1	SP1	SE2	SP2	SE3	SP3	TSP	Lap	Time	SE1	SP1	SE2	SP2	SE3	SP3	TSP
60	Prattes, DEU								theoretical besttime: 1:43.082								
1	1:54.534	36.129	180	36.707	193	41.698	192	174	10	1:44.142	27.077	199	35.475	193	41.590	194	222
2	1:45.722	26.961	201	37.196	192	41.565	193	221	11	1:44.134	27.002	199	35.433	193	41.699	195	223
3	1:46.975	26.663	199	35.162	192	45.150	129	219	12	1:48.023	26.772	200	35.341	193	45.910	192	223
4	2:21.327	37.286	105	49.660	109	54.381	192	138	13	1:44.231	26.823	200	35.709	194	41.699	193	221
5	1:43.360	26.658	200	35.284	194	41.418	194	220	14	1:44.868	27.093	200	35.947	192	41.828	193	221
6	1:43.082	26.529	200	35.138	193	41.415	194	222	15	1:45.682	27.673	200	35.605	193	42.404	192	222
7	1:47.964	26.619	199	35.250	194	46.095	117	222	16	1:44.526	26.851	200	35.684	192	41.991	195	222
8	2:23.753	37.818	116	48.563	133	57.372	124	141	17	1:44.173	26.876	200	35.488	193	41.809	194	224
9	2:18.267	33.886	134	49.402	130	54.979	193	142	18	1:44.789	26.907	200	35.934	194	41.948	193	223

77	Häußermann, DEU								theoretical besttime: 1:43.314								
1	2:01.903	39.183	160	40.975	192	41.745	195	187	10	1:43.932	26.838	183	35.603	194	41.491	195	223
2	1:44.486	27.129	200	36.023	194	41.334	195	223	11	1:43.737	26.708	200	35.391	193	41.638	195	224
3	1:49.639	27.153	200	35.822	194	46.664	135	224	12	1:43.803	26.685	199	35.391	191	41.727	195	224
4	2:15.763	33.870	113	50.410	111	51.483	195	135	13	1:43.631	26.649	199	35.366	193	41.616	194	224
5	1:44.172	27.052	198	35.500	195	41.620	196	224	14	1:43.823	26.760	199	35.343	193	41.720	193	223
6	1:44.494	27.562	196	35.344	193	41.588	195	224	15	1:44.295	26.871	200	35.331	192	42.093	191	223
7	1:46.949	27.025	198	35.530	192	44.394	124	223	16	1:44.313	26.958	200	35.553	192	41.802	193	222
8	2:23.357	37.759	124	47.833	127	57.765	114	135	17	1:44.393	26.700	199	35.780	187	41.913	193	222
9	2:16.668	34.319	137	49.231	128	53.118	195	142	18	1:45.275	27.421	188	35.921	192	41.933	191	221

88	Fugel, DEU								theoretical besttime: 1:42.409								
1	1:57.596	38.128	167	38.683	190	40.785	195	180	10	1:44.089	27.356	197	35.522	192	41.211	195	226
2	1:44.925	27.416	192	36.762	193	40.747	195	221	11	1:44.210	27.154	199	35.615	192	41.441	195	224
3	1:46.695	26.786	188	35.329	191	44.580	132	221	12	1:43.556	26.777	198	35.447	193	41.332	195	224
4	2:20.565	36.507	101	49.764	104	54.294	194	130	13	1:43.258	26.746	198	35.285	193	41.227	194	223
5	1:43.036	26.712	197	35.107	194	41.217	194	221	14	1:43.341	26.728	199	35.376	193	41.237	195	223
6	1:42.878	26.555	197	35.215	192	41.108	195	222	15	1:44.210	26.773	198	35.571	191	41.866	192	223
7	1:48.221	26.710	197	35.358	193	46.153	116	223	16	1:44.970	27.316	195	35.971	191	41.683	194	222
8	2:23.467	37.709	117	48.808	130	56.950	126	132	17	1:44.696	26.935	189	36.043	192	41.718	195	222
9	2:17.831	34.223	136	49.304	141	54.304	198	133	18	1:45.015	27.334	197	35.795	192	41.886	194	225

99	Sandberg, NLD								theoretical besttime: 1:43.976								
1	2:03.517	39.624	154	41.943	190	41.950	195	183	10	1:45.120	26.930	189	36.042	194	42.148	192	227
2	1:44.676	26.861	189	35.959	193	41.856	197	226	11	1:45.434	27.179	190	36.061	195	42.194	194	225
3	1:52.416	26.903	191	36.298	194	49.215	98	219	12	2:14.041	27.545	200	36.746	190	1:09.750	191	220
4	2:13.980	32.869	134	49.803	105	51.308	194	177	13	1:44.673	26.679	198	35.875	192	42.119	190	221
5	1:44.684	27.118	201	35.573	191	41.993	195	225	14	1:44.731	26.547	201	36.202	190	41.982	192	220
6	1:44.570	26.740	195	35.965	194	41.865	196	226	15	1:45.264	26.784	198	36.331	191	42.149	193	222
7	1:48.632	27.359	196	36.332	195	44.941	131	226	16	1:45.488	27.076	197	36.293	190	42.119	191	222
8	2:22.525	37.695	111	46.596	154	58.234	108	132	17	1:45.191	26.861	197	36.286	190	42.044	192	221
9	2:15.334	33.447	138	49.205	105	52.682	195	138	18	1:45.740	27.149	199	36.107	191	42.484	189	221



ADAC TCR Germany

Top speed list Race 2

Provisional



Autodrom Most, Length: 4212m

Air temperature: 25.95°C

Track temperature: 24.31°C

Weather condition: Dry

DMSB Reg. Nr.: DMSB 110/18

Sunday, April 29, 2018 11:45:00

#	Name (NAT)	Team	Car name	Speed	Lap	Race time
6	Oliver Holdener (CHE)	Wolf-Power Racing	Cupra Leon TCR	228.81	7	11:29.193
19	Max Hesse (DEU)	PROsport Performance (DEU)	Audi RS 3 LMS TCR	227.84	18	31:41.955
14	Niels Langeveld (NLD)	Racing One (DEU)	Audi RS 3 LMS TCR	227.36	3	3:42.805
44	Sandro Kaibach (DEU)	PROsport Performance (DEU)	Audi RS 3 LMS TCR	227.36	10	17:51.620
99	Maurits Sandberg (NLD)	Racing One (DEU)	Audi RS 3 LMS TCR	227.36	10	17:55.158
22	Harald Proczyk (AUT)	HP Racing International	Opel Astra TCR	227.36	15	26:26.928
88	Dominik Fugel (DEU)	Team Honda ADAC Sachsen	Honda Civic TCR 2018	226.89	10	17:50.047
30	Antti Buri (FIN)	LMS Racing	Audi RS 3 LMS TCR	226.89	10	19:34.585
7	Mike Halder (DEU)	Team Honda ADAC Sachsen	Honda Civic TCR 2018	226.41	13	23:08.961
54	Simon Reicher (AUT)	YACO Racing	Audi RS 3 LMS TCR	225.94	7	11:18.518
17	Jasmin Preisig (CHE)	Steibel Motorsport	Opel Astra TCR	225.94	12	21:26.301
53	Michelle Halder (DEU)	Profi-Car Team Halder	Cupra Leon TCR	225.46	10	17:47.834
11	Luke Wankmüller (DEU)	HP Racing International	Opel Astra TCR	225.46	11	19:42.329
39	Florian Thoma (CHE)	Team Engstler Europe	VW Golf GTI TCR 2018	225.00	2	2:07.449
33	J.C. Reynolds (CHE)	TOPCAR Sport	Cupra Leon TCR	225.00	5	8:00.325
77	Justin Häußermann (DEU)	Team Engstler Germany	VW Golf GTI TCR 2018	224.53	3	3:51.252
29	Jussi Kuusiniemi (FIN)	Positione Motorsport	VW Golf GTI TCR 2018	224.53	3	3:52.356
55	Marcel Fugel (DEU)	Profi-Car Team Halder	Honda Civic TCR 2017	224.06	3	3:51.963
47	Niko Kankkunen (FIN)	Team Engstler Europe	VW Golf GTI TCR 2018	224.06	5	7:55.195
60	Loris Prattes (DEU)	TOPCAR Sport	Cupra Leon TCR	224.06	17	30:05.463
42	Lukas Niedertscheider (AUT)	Niedertscheider Motorsport Team	Peugeot 308 TCR	223.60	6	9:43.449
8	Luca Engstler (DEU)	Liqui Moly Team Engstler	VW Golf GTI TCR 2018	222.22	15	26:24.934
23	Sebastian Steibel (DEU)	Steibel Motorsport	VW Golf GTI TCR 2016	221.76	7	11:30.070
2	Petr Fulin (CZE)	Fullin Race Academy	Cupra Leon TCR	221.76	16	28:08.323
3	Kai Jordan (DEU)	Team Engstler Germany	VW Golf GTI TCR 2018	221.31	2	2:04.738
27	Theo Coicaud (FRA)	Liqui Moly Team Engstler	VW Golf GTI TCR 2018	220.85	5	7:53.835
10	Benjamin Leuchter (DEU)	Max Kruse Racing	VW Golf GTI TCR 2018	220.85	10	17:53.110