

ADAC GT Masters

Result List Qualifying 2

Provisional



Autodrom Most, Length: 4212m

Air temperature: 21.57°C

Track temperature: 19.34°C

Weather condition: Dry

DMSB Reg. Nr.: DMSB 110/18

Sunday, April 29, 2018 9:00:00

started : 35 classified : 34 not classified : 1

	Drivers	Team	Car	Lap	Best Time	Gap	Diff	Kph	Day Time
1	47 M.Pommer(DEU)/M.Götz(DEU)	MANN-FILTER Team HTP Motorsport(D)	Mercedes-AMG GT3	9	1:31.730			165.3	9:52:42
2	1 M.Kirchhöfer(DEU)/D.Keilwitz(DEU)	Callaway Competition(DEU)	Corvette C7 GT3	6	1:31.755	0.025	0.025	165.2	9:49:43
3	84 P.Assenheimer(DEU)(J)/C.Schmid(DEU)	AutoArenA Motorsport(DEU)	Mercedes-AMG GT3	9	1:31.848	0.118	0.093	165.0	9:49:26
4	48 I.Dontje(NLD)(J)/M.Buhk(DEU)	MANN-FILTER Team HTP Motorsport(D)	Mercedes-AMG GT3	4	1:31.934	0.204	0.086	164.9	9:40:04
5	33 F.Salaquarda(CZE)/F.Stippler(DEU)	Team ISR(CZE)	Audi R8 LMS	5	1:31.936	0.206	0.002	164.9	9:49:12
6	99 R.Renauer(DEU)/M.Jaminet(FRA)	Precote Herberth Motorsport(DEU)	Porsche 911 GT3 R	8	1:31.951	0.221	0.015	164.9	9:52:23
7	21 L.Stolz(DEU)(J)/S.Asch(DEU)	Team ZAKSPEED BKK Mobil Oil Racing	Mercedes-AMG GT3	9	1:31.959	0.229	0.008	164.8	9:52:38
8	7 D.Schwager(DEU)/L.Ludwig(DEU)	HB Racing(AUT)	Ferrari 488 GT3	5	1:31.967	0.237	0.008	164.8	9:49:39
9	12 F.Spengler(DEU)/D.Vanthoor(BEL)	EFP by TECE(DEU)	Audi R8 LMS	7	1:32.032	0.302	0.065	164.7	9:50:25
10	14 C.Zöchling(AUT)/J.Klingmann(DEU)	MRS GT-Racing(DEU)	BMW M6 GT3	4	1:32.086	0.356	0.054	164.6	9:48:13
11	25 R.Feller(CHE)(J)/C.Haase(DEU)	BWT Mücke Motorsport(DEU)	Audi R8 LMS	4	1:32.088	0.358	0.002	164.6	9:47:13
12	29 A.Picariello(BEL)(J)/C.Mies(DEU)	Montaplast by Land-Motorsport(DEU)	Audi R8 LMS	4	1:32.098	0.368	0.010	164.6	9:50:03
13	18 A.de Leener(BEL)/K.Bachler(AUT)	KÜS TEAM75 Bernhard(DEU)	Porsche 911 GT3 R	7	1:32.196	0.466	0.098	164.4	9:47:50
14	24 M.Ortmann(DEU)(J)/M.Winkelhock(DEU)	BWT Mücke Motorsport(DEU)	Audi R8 LMS	4	1:32.214	0.484	0.018	164.4	9:47:12
15	5 M.Hofer(AUT)(J)/P.Ellis(GBR)(J)	Phoenix Racing(DEU)	Audi R8 LMS	5	1:32.245	0.515	0.031	164.3	9:48:14
16	20 K.Schramm(DEU)(J)/N.Sylvest(DNK)(J)	Team ZAKSPEED BKK Mobil Oil Racing	Mercedes-AMG GT3	6	1:32.341	0.611	0.096	164.2	9:47:26
17	28 S.van der Linde(ZAF)(J)/K.van der Linde(ZAF)	Montaplast by Land-Motorsport(DEU)	Audi R8 LMS	3	1:32.378	0.648	0.037	164.1	9:46:51
18	26 J.Schmidt(CHE)(J)/S.Mücke(DEU)	BWT Mücke Motorsport(DEU)	Audi R8 LMS	6	1:32.511	0.781	0.133	163.9	9:49:29
19	63 M.Bortolotti(ITA)/A.Caldarelli(ITA)	ORANGE1 by GRT Grasser(AUT)	Lamborghini Huracan GT3	7	1:32.554	0.824	0.043	163.8	9:53:08
20	82 R.Ineichen(CHE)(T)/C.Engelhart(DEU)	GRT Grasser-Racing-Team(AUT)	Lamborghini Huracan GT3	7	1:32.591	0.861	0.037	163.7	9:52:58
21	43 D.Marschal(DEU)(J)/V.Bouveng(SWE)(J)	BMW Team Schnitzer(DEU)	BMW M6 GT3	5	1:32.630	0.900	0.039	163.6	9:48:04
22	19 E.Perez Companc(ARG)(J)/F.Perera(FRA)	GRT Grasser-Racing-Team(AUT)	Lamborghini Huracan GT3	6	1:32.631	0.901	0.001	163.6	9:50:35
23	4 R.Lips(CHE)(T)/M.Hackländer(DEU)	Aust Motorsport(DEU)	Audi R8 LMS	4	1:32.682	0.952	0.051	163.6	9:47:03
24	6 O.Tunjo(COL)(J)/I.Lukashevich(RUS)	Phoenix Racing(DEU)	Audi R8 LMS	6	1:32.717	0.987	0.035	163.5	9:44:16
25	17 K.Estre(FRA)/T.Bernhard(DEU)	KÜS TEAM75 Bernhard(DEU)	Porsche 911 GT3 R	8	1:32.745	1.015	0.028	163.4	9:49:50
26	11 E.Erhart(DEU)/P.Kaffer(DEU)	EFP by TECE(DEU)	Audi R8 LMS	5	1:32.834	1.104	0.089	163.3	9:45:45
27	13 S.Barth(DEU)(T)/C.Hürtgen(DEU)(T)	RWT Racing(AUT)	Corvette C7 GT3	7	1:32.877	1.147	0.043	163.2	9:53:04
28	35 J.Judek(DEU)(J)/J.Eriksson(SWE)	Team Rosberg(DEU)	Lamborghini Huracan GT3	7	1:32.934	1.204	0.057	163.1	9:50:31
29	8 C.Friedrich(DEU)(J)/L.Arnold(DEU)	Car Collection Motorsport(DEU)	Mercedes-AMG GT3	5	1:33.105	1.375	0.171	162.8	9:38:40
30	3 N.Rogivue(CHE)(J)/C.Jöns(DEU)	Aust Motorsport(DEU)	Audi R8 LMS	5	1:33.108	1.378	0.003	162.8	9:48:35
31	42 M.Jensen(DEN)(J)/T.Scheider(DEU)	BMW Team Schnitzer(DEU)	BMW M6 GT3	7	1:33.119	1.389	0.011	162.8	9:52:34
32	9 C.Dreyspring(DEU)(J)/G.Maggi(CHE)(J)	Honda Team Schubert Motorsport(DEU)	Honda NSX GT3	8	1:33.131	1.401	0.012	162.8	9:49:54
33	50 P.Geipel(DEU)/R.Frey(CHE)	YACO Racing	Audi R8 LMS	7	1:33.156	1.426	0.025	162.7	9:43:46
34	69 J.Slooten(DEU)(T)/L.Luhr(DEU)	IronForce by RING POLICE(DEU)	Porsche 911 GT3 R	7	1:33.613	1.883	0.457	161.9	9:41:15
Not classified									
53	M.Beretta(ITA)(J)/A.Vainio(FIN)(J)	Team Rosberg(DEU)	Lamborghini Huracan GT3						

Subject to final scrutineering!

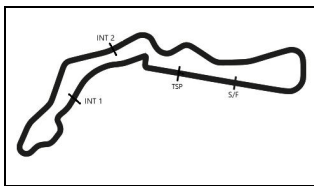
Publication time:	Clerk of the Course: Michal Marek	Timekeeper: Steffen Ruhl
-------------------	-----------------------------------	--------------------------

ver: 1.0

www.adac.de/motorsport

Page 1/1 printed: 29.4.2018 9:54





ADAC GT Masters

Sector List Qualifying 2

Provisional



Autodrom Most, Length: 4212m

Air temperature: 21.57°C

Track temperature: 19.34°C

Weather condition: Dry

DMSB Reg. Nr.: DMSB 110/18

Sunday, April 29, 2018 9:00:00

Lap	Time	SE1	SP1	SE2	SP2	SE3	SP3	TSP	Lap	Time	SE1	SP1	SE2	SP2	SE3	SP3	TSP
1 Kirchhöfer, DEU / Keilwitz, DEU									theoretical besttime: 1:31.651								
1	3:11.307	1:09.456	104	57.146	103	1:04.705	133		5	1:32.354	24.061	225	31.551	217	36.742	220	248
2	2:44.074	37.224	113	51.118	112	1:15.732		144	6	1:31.755	23.664	227	31.290	219	36.801	215	248
3	39:03.308	37:35.284	168	40.859	177	47.165	180		7	1:32.069	23.619	226	31.387	218	37.063	218	248
4	1:40.093	27.022	213	34.737	210	38.334	220	208	8	2:00.798	26.678	192	37.411	134	56.709		244

3 Rogivue, CHE / Jöns, DEU									theoretical besttime: 1:32.899								
1	42:18.406	40:56.386	170	41.266	159	40.754	213		5	1:33.108	24.291	220	31.844	215	36.973	214	241
2	1:35.311	24.665	217	33.050	206	37.596	214	242	6	1:33.233	24.140	220	32.075	213	37.018	214	244
3	1:34.483	24.636	216	32.542	210	37.305	216	244	7	1:33.178	24.089	220	31.837	213	37.252	215	244
4	1:33.575	24.109	220	32.016	212	37.450	209	245	8	1:54.926	24.212	220	32.155	210	58.559		246

4 Lips, CHE / Hackländer, DEU									theoretical besttime: 1:32.682								
1	42:20.376	40:58.850	173	39.971	161	41.555	211		5	1:36.497	24.883	173	34.313	193	37.301	215	245
2	1:36.075	24.809	217	32.971	212	38.295	214	241	6	1:34.434	24.323	219	32.282	206	37.829	216	244
3	1:33.296	24.237	219	32.087	213	36.972	215	244	7	1:33.118	24.160	219	32.015	214	36.943	215	246
4	1:32.682	24.011	219	31.827	214	36.844	215	244	8	1:33.181	24.176	219	31.902	214	37.103	214	244

5 Hofer, AUT / Ellis, GBR									theoretical besttime: 1:32.245								
1	3:13.708	49.007	89	1:01.448	98	1:23.253			5	1:32.245	24.008	220	31.593	214	36.644	217	246
2	30:13.730	27:42.237	83	1:04.354	84	1:27.139			6	1:41.807	24.092	219	34.534	138	43.181	216	246
3	11:37.422	10:15.518	177	41.361	196	40.543	217		7	1:44.334	24.037	219	32.146	206	48.151	216	245
4	1:37.037	24.325	219	33.194	188	39.518	216	246	8	1:51.492	24.150	219	31.774	213	55.568		245

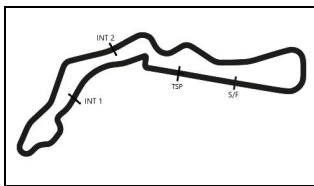
6 Tunjo, COL / Lukashevich, RUS									theoretical besttime: 1:32.717								
1	3:15.778	50.685	85	1:01.164	95	1:23.929			5	1:33.238	24.250	214	31.859	215	37.129	216	246
2	30:08.021	27:39.078	80	1:04.639	84	1:24.304			6	1:32.717	24.170	219	31.642	214	36.905	215	245
3	6:11.640	4:48.675	126	39.721	139	43.244	214		7	1:33.701	24.269	219	31.959	211	37.473	215	245
4	1:33.944	24.384	219	32.468	209	37.092	217	243	8	1:50.927	24.326	217	32.589	206	54.012		244

7 Schwager, DEU / Ludwig, DEU									theoretical besttime: 1:31.832								
1	43:25.320	42:02.098	161	43.240	199	39.982	212		4	1:32.164	23.863	219	31.518	215	36.783	214	242
2	1:37.589	26.778	186	32.756	214	38.055	216	240	5	1:31.967	23.681	219	31.645	216	36.641	216	243
3	1:32.164	23.915	221	31.569	216	36.680	217	243	6	1:45.335	23.673	220	31.841	212	49.821		243

8 Friedrich, DEU / Arnold, DEU									theoretical besttime: 1:32.884								
1	8:57.597	6:41.991	104	53.653	119	1:21.953			6	1:33.168	24.109	219	31.826	215	37.233	214	241
2	25:02.430	23:48.085	182	36.079	205	38.266	214		7	1:33.428	24.257	219	31.953	212	37.218	214	241
3	1:33.598	24.247	219	32.161	213	37.190	215	240	8	1:48.976	24.222	221	32.816	206	51.938		242
4	1:33.201	24.215	219	32.026	213	36.960	214	241	9	4:01.101	2:49.901	216	33.261	207	37.939	213	
5	1:33.105	24.098	220	32.015	213	36.992	215	241	10	1:49.132	24.280	220	31.940	212	52.912		241

9 Dreyspring, DEU / Maggi, CHE									theoretical besttime: 1:33.097								
1	3:23.746	2:04.337	154	37.146	199	42.263	214		6	1:34.502	24.160	224	32.157	214	38.185	217	247
2	1:35.772	24.927	222	32.874	208	37.971	219	244	7	1:33.803	24.285	191	32.290	215	37.228	215	248
3	1:34.142	24.362	223	32.433	210	37.347	215	246	8	1:33.131	24.073	222	31.796	217	37.262	216	246
4	3:20.169	50.963	70	1:02.993	80	1:26.213		73	9	1:34.252	24.324	221	32.388	216	37.540	216	247
5	33:45.206	32:28.913	125	36.855	150	39.438	217		10	1:49.361	24.225	223	32.058	215	53.078		246

11 Erhart, DEU / Kaffer, DEU									theoretical besttime: 1:32.630								
1	3:24.834	57.077	62	1:05.109	76	1:22.648			6	1:32.852	24.084	219	31.805	214	36.963	213	244
2	37:32.395	36:19.187	191	34.810	204	38.398	213		7	1:32.908	24.248	219	31.720	214	36.940	214	243
3	1:40.491	24.763	218	32.307	212	43.421	217	242	8	1:35.712	24.266	218	33.438	156	38.008	214	244
4	1:34.041	24.387	219	31.906	213	37.748	214	245	9	1:33.312	24.160	219	32.023	215	37.129	216	244
5	1:32.834	23.970	219	31.921	214	36.943	214	245	10	1:46.326	24.324	219	31.973	214	50.029		245



ADAC GT Masters

Sector List Qualifying 2

Provisional



Autodrom Most, Length: 4212m

Air temperature: 21.57°C

Track temperature: 19.34°C

Weather condition: Dry

DMSB Reg. Nr.: DMSB 110/18

Sunday, April 29, 2018 9:00:00

Lap	Time	SE1	SP1	SE2	SP2	SE3	SP3	TSP	Lap	Time	SE1	SP1	SE2	SP2	SE3	SP3	TSP
12	Spengler, DEU / Vanthoor, BEL								theoretical besttime: 1:31.966								
1	40:56.280	39:42.890	201	34.609	205	38.781	214		6	1:32.281	24.021	220	31.451	215	36.809	216	246
2	1:40.818	24.778	219	32.468	211	43.572	217	240	7	1:32.032	24.013	221	31.418	216	36.601	216	246
3	1:32.396	24.146	220	31.490	216	36.760	216	244	8	1:33.409	24.049	220	32.066	215	37.294	217	245
4	1:32.069	23.947	220	31.454	217	36.668	216	244	9	1:32.411	24.018	220	31.567	217	36.826	216	245
5	1:38.928	26.699	130	34.403	214	37.826	217	246									

13	Barth, DEU / Hürtgen, DEU								theoretical besttime: 1:32.877								
1	9:25.002	7:19.438	170	42.496	174	1:23.068			5	1:34.907	23.990	226	33.068	219	37.849	217	246
2	35:35.522	34:06.498	126	41.893	153	47.131	177		6	1:33.287	23.989	225	32.030	213	37.268	217	248
3	1:45.664	29.496	191	33.253	213	42.915	212	194	7	1:32.877	23.891	227	31.902	216	37.084	217	247
4	1:36.254	25.127	151	33.635	211	37.492	217	243									

14	Zöchling, AUT / Klingmann, DEU								theoretical besttime: 1:32.086								
1	43:15.937	41:58.110	187	36.531	203	41.296	202		5	1:32.263	24.143	224	31.476	218	36.644	217	247
2	1:45.048	29.369	204	34.935	208	40.744	216	186	6	1:37.521	25.509	169	34.572	206	37.440	217	247
3	1:39.680	25.983	121	33.846	213	39.851	218	245	7	1:49.487	24.246	223	32.356	195	52.885		246
4	1:32.086	24.090	223	31.443	219	36.553	217	247									

17	Estre, FRA / Bernhard, DEU								theoretical besttime: 1:32.407								
1	3:26.319	59.696	105	1:03.617	76	1:23.006			6	1:32.837	24.271	220	31.763	214	36.803	216	246
2	5:57.149	3:57.422	197	36.072	183	1:23.655			7	1:34.643	24.016	222	31.588	215	39.039	215	247
3	32:34.231	31:17.020	186	36.610	194	40.601	213		8	1:32.745	24.094	222	31.665	215	36.986	214	245
4	1:38.810	25.016	208	33.935	206	39.859	214	242	9	2:01.337	30.070	67	39.985	206	51.282		244
5	1:33.408	24.449	221	31.767	213	37.192	216	244									

18	de Leener, BEL / Bachler, AUT								theoretical besttime: 1:32.105								
1	3:01.164	52.919	113	56.397	120	1:11.848			6	1:32.329	24.166	221	31.313	219	36.850	216	247
2	6:53.798	4:38.264	184	44.431	76	1:31.103			7	1:32.196	24.013	222	31.404	217	36.779	216	246
3	31:37.132	30:22.053	173	36.057	203	39.022	214		8	1:33.103	24.092	222	31.991	213	37.020	216	245
4	1:35.279	24.797	219	32.899	212	37.583	217	243	9	2:05.496	24.934	177	35.860	175	1:04.702		245
5	1:38.041	24.629	206	33.903	197	39.509	217	246									

19	Perez Companc, ARG / Perera, FRA								theoretical besttime: 1:32.493								
1	42:28.786	41:05.775	150	39.551	183	43.460	206		5	1:32.653	24.056	219	31.815	210	36.782	213	242
2	1:48.489	25.272	205	35.018	179	48.199	208	234	6	1:32.631	24.062	219	31.661	216	36.908	213	242
3	1:39.558	24.352	219	36.144	167	39.062	214	240	7	1:32.979	24.116	219	31.694	215	37.169	214	242
4	1:32.839	24.174	218	31.889	212	36.776	214	242									

20	Schramm, DEU / Sylvest, DNK								theoretical besttime: 1:32.117								
1	3:07.249	53.612	110	58.988	108	1:14.649			6	1:32.341	23.874	219	31.504	214	36.963	215	242
2	37:51.161	36:37.536	180	34.741	205	38.884	213		7	1:32.565	23.733	220	31.696	214	37.136	216	243
3	1:46.649	24.768	218	36.486	186	45.395	216	240	8	1:32.719	23.717	220	31.826	214	37.176	215	243
4	1:32.842	24.190	219	31.737	213	36.915	215	242	9	1:32.903	23.698	221	32.077	215	37.128	215	243
5	1:35.632	23.885	221	32.813	209	38.934	215	243									

21	Stolz, DEU / Asch, DEU								theoretical besttime: 1:31.905								
1	3:23.319	56.509	74	1:04.618	76	1:22.192			6	1:32.924	23.843	220	32.021	213	37.060	215	242
2	37:45.354	36:34.850	214	33.308	209	37.196	213		7	1:32.055	23.894	220	31.475	215	36.686	215	243
3	2:02.516	31.973	191	40.719	172	49.824	215	240	8	1:35.228	23.794	220	31.776	216	39.658	215	243
4	1:38.525	24.343	220	32.579	190	41.603	216	242	9	1:31.959	23.744	221	31.518	216	36.697	216	243
5	1:35.743	24.085	219	31.831	196	39.827	215	243									

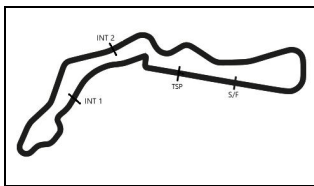
24	Ortmann, DEU / Winkelhock, DEU								theoretical besttime: 1:32.151								
1	3:21.395	55.788	74	1:04.676	75	1:20.931			5	1:32.678	24.001	219	31.641	212	37.036	214	244
2	40:45.694	39:28.822	191	35.344	204	41.528	215		6	1:32.399	24.055	219	31.572	215	36.772	213	244
3	1:32.710	24.225	219	31.706	214	36.779	213	244	7	1:50.359	24.332	219	32.496	193	53.531		244
4	1:32.214	24.043	219	31.593	215	36.578	214	243									

ver: 1.0

www.adac.de/motorsport

Page 2 / 4 printed: 29.4.2018 9:54





ADAC GT Masters

Sector List Qualifying 2

Provisional



Autodrom Most, Length: 4212m

Air temperature: 21.57°C

Track temperature: 19.34°C

Weather condition: Dry

DMSB Reg. Nr.: DMSB 110/18

Sunday, April 29, 2018 9:00:00

Lap	Time	SE1	SP1	SE2	SP2	SE3	SP3	TSP	Lap	Time	SE1	SP1	SE2	SP2	SE3	SP3	TSP
-----	------	-----	-----	-----	-----	-----	-----	-----	-----	------	-----	-----	-----	-----	-----	-----	-----

25 Feller, CHE / Haase, DEU

theoretical besttime: 1:31.965

1	3:20.040	54.983	74	1:04.748	85	1:20.309			5	1:35.252	23.970	220	33.332	206	37.950	215	244
2	40:44.969	39:28.238	182	35.709	203	41.022	214		6	1:34.541	24.213	219	32.044	210	38.284	215	244
3	1:35.804	24.020	219	33.669	131	38.115	215	243	7	1:32.184	24.062	220	31.606	214	36.516	215	244
4	1:32.088	23.933	219	31.517	215	36.638	215	244	8	1:32.291	23.998	219	31.516	214	36.777	214	246

26 Schmidt, CHE / Mücke, DEU

theoretical besttime: 1:32.248

1	3:38.472	1:14.983	81	1:04.349	73	1:19.140			5	1:34.268	23.860	219	31.688	215	38.720	214	244
2	39:28.460	38:08.889	162	38.653	148	40.918	213		6	1:32.511	23.995	219	31.816	212	36.700	214	246
3	1:41.103	24.476	201	33.058	212	43.569	215	243	7	1:38.901	24.123	220	35.143	190	39.635	214	245
4	1:34.030	24.066	219	32.928	215	37.036	213	245	8	1:32.964	24.004	219	31.867	214	37.093	212	245

28 van der Linde, ZAF / van der Linde, ZAF

theoretical besttime: 1:32.167

1	43:44.298	42:31.011	204	34.898	203	38.389	215		5	1:32.429	23.902	219	31.794	214	36.733	216	245
2	1:34.037	24.481	219	32.547	208	37.009	216	243	6	1:35.242	25.430	190	32.830	214	36.982	216	220
3	1:32.378	24.060	219	31.709	211	36.609	215	245	7	1:32.461	23.878	219	31.680	214	36.903	214	245
4	1:34.574	23.988	219	31.916	211	38.670	216	244									

29 Picariello, BEL / Mies, DEU

theoretical besttime: 1:32.002

1	45:04.324	43:33.387	166	36.290	198	54.647	211		4	1:32.098	23.953	219	31.644	216	36.501	215	246
2	1:50.738	27.672	191	39.409	205	43.657	216	154	5	1:35.172	24.052	219	31.548	216	39.572	215	245
3	1:35.568	24.085	219	31.600	213	39.883	216	244	6	1:32.304	24.087	219	31.580	215	36.637	217	245

33 Salaquarda, CZE / Stippler, DEU

theoretical besttime: 1:31.900

1	42:54.864	41:34.425	126	38.779	198	41.660	211		5	1:31.936	23.947	222	31.542	217	36.447	215	246
2	1:37.203	25.149	215	34.830	208	37.224	218	228	6	1:32.369	24.097	221	31.680	214	36.592	216	246
3	1:35.714	24.810	212	33.815	213	37.089	217	246	7	1:32.433	24.091	221	31.668	217	36.674	217	246
4	1:32.497	24.527	221	31.559	217	36.411	216	246									

35 Judek, DEU / Eriksson, SWE

theoretical besttime: 1:32.934

1	7:46.248	6:23.803	145	39.536	157	42.909	187		5	1:33.459	24.318	216	32.149	208	36.992	213	241
2	2:26.755	33.149	88	45.840	137	1:07.766		188	6	1:33.152	24.237	216	32.026	208	36.889	213	241
3	34:01.236	32:39.067	178	37.625	175	44.544	207		7	1:32.934	24.151	215	31.941	212	36.842	213	241
4	1:36.582	26.002	206	32.836	207	37.744	213	237	8	1:56.015	24.307	216	35.622	137	56.086		240

42 Jensen, DEN / Scheider, DEU

theoretical besttime: 1:32.928

1	42:58.671	41:35.448	144	39.413	175	43.810	208		5	1:33.687	24.300	222	31.912	214	37.475	209	247
2	1:42.453	25.633	204	34.438	150	42.382	219	225	6	1:35.670	24.429	222	32.929	207	38.312	217	242
3	1:35.306	24.151	222	32.066	210	39.089	218	247	7	1:33.119	24.023	222	32.013	216	37.083	218	246
4	1:35.067	24.047	222	31.822	213	39.198	217	247									

43 Marschall, DEU / Bouveng, SWE

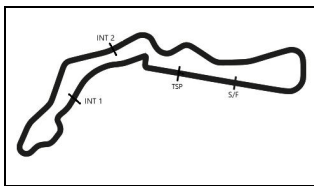
theoretical besttime: 1:32.525

1	41:37.738	40:18.169	170	37.914	196	41.655	211		5	1:32.630	24.044	224	31.631	216	36.955	215	248
2	1:41.518	25.823	194	35.033	209	40.662	215	242	6	1:32.809	23.991	224	31.770	217	37.048	216	246
3	1:38.629	24.742	200	33.437	209	40.450	218	247	7	1:34.995	24.328	224	31.948	218	38.719	218	248
4	1:33.253	24.317	224	32.033	213	36.903	218	248	8	1:48.124	24.152	223	32.296	213	51.676		249

47 Pommer, DEU / Götz, DEU

theoretical besttime: 1:31.466

1	3:28.074	1:28.890	126	43.714	160	1:15.470			6	1:31.836	23.982	221	31.490	215	36.364	217	244
2	31:26.761	29:49.961	152	38.595	145	58.205			7	1:34.993	25.007	208	33.096	215	36.890	217	245
3	8:07.021	6:45.074	172	37.489	164	44.458	217		8	1:35.688	24.031	221	31.303	217	40.354	219	244
4	1:53.533	26.099	197	35.578	204	51.856	215	240	9	1:31.730	23.799	221	31.474	217	36.457	217	246
5	1:32.180	24.108	219	31.533	214	36.539	217	243									



ADAC GT Masters

Sector List Qualifying 2

Provisional



Autodrom Most, Length: 4212m

Air temperature: 21.57°C

Track temperature: 19.34°C

Weather condition: Dry

DMSB Reg. Nr.: DMSB 110/18

Sunday, April 29, 2018 9:00:00

Lap	Time	SE1	SP1	SE2	SP2	SE3	SP3	TSP	Lap	Time	SE1	SP1	SE2	SP2	SE3	SP3	TSP
48	Dontje, NLD / Buhk, DEU								theoretical besttime: 1:31.865								
1	35:21.500	33:57.957	162	40.487	165	43.056	209		5	1:41.154	24.115	221	31.572	215	45.467	217	243
2	1:37.836	25.819	212	33.778	206	38.239	216	236	6	1:32.137	24.143	221	31.565	215	36.429	217	244
3	1:32.206	24.161	220	31.701	214	36.344	216	242	7	1:34.317	24.029	221	31.817	215	38.471	215	244
4	1:31.934	24.073	221	31.492	215	36.369	216	243	8	1:51.670	24.909	212	35.204	158	51.557		235

50	Geipel, DEU / Frey, CHE								theoretical besttime: 1:32.900								
1	5:58.147	4:41.068	106	37.445	203	39.634	213		7	1:33.156	24.121	219	31.954	214	37.081	213	244
2	1:35.276	24.858	219	32.933	211	37.485	215	242	8	1:39.224	25.518	172	35.588	203	38.118	216	244
3	2:23.309	24.479	216	32.433	206	1:26.397		244	9	1:33.566	24.423	220	32.197	213	36.946	215	244
4	29:05.522	27:53.073	178	34.489	207	37.960	214		10	1:33.394	24.333	221	31.915	215	37.146	214	244
5	1:33.743	24.667	219	32.212	213	36.864	215	242	11	1:39.405	26.194	177	34.312	209	38.899	217	245
6	1:36.714	24.545	219	34.545	191	37.624	215	243	12	1:47.344	24.292	220	32.187	213	50.865		246

53	Beretta, ITA / Vainio, FIN								theoretical besttime: 2:00.662								
1	7:22.977	6:00.159	156	39.735	195	43.083	203		2		37.844	23					234

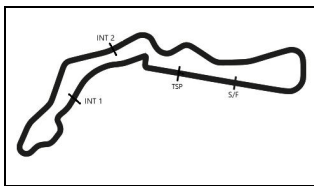
63	Bortolotti, ITA / Caldarelli, ITA								theoretical besttime: 1:32.507								
1	42:02.950	40:45.407	152	37.602	190	39.941	212		5	1:32.799	24.271	217	31.717	213	36.811	213	241
2	1:38.840	25.217	212	32.787	211	40.836	213	236	6	1:34.494	24.071	218	32.507	193	37.916	214	242
3	2:16.632	24.280	217	36.155	118	1:16.197		241	7	1:32.554	24.015	217	31.764	213	36.775	212	242
4	2:29.065	1:13.612	158	35.533	200	39.920	212										

69	Slooten, DEU / Luhr, DEU								theoretical besttime: 1:33.271								
1	3:15.350	1:01.341	92	1:06.503	141	1:07.506	173		6	1:33.822	24.327	220	32.264	210	37.231	214	241
2	2:42.495	35.961	167	51.499	98	1:15.035		115	7	1:33.613	24.255	219	32.225	210	37.133	213	242
3	28:53.569	27:34.082	182	37.546	199	41.941	209		8	1:34.163	24.148	220	32.547	209	37.468	215	242
4	1:36.969	25.636	217	33.746	206	37.587	213	237	9	1:33.697	24.223	220	31.990	212	37.484	214	242
5	1:38.918	27.793	205	33.567	208	37.558	214	240	10	2:03.582	25.943	164	39.384	168	58.255		242

82	Ineichen, CHE / Engelhart, DEU								theoretical besttime: 1:32.411								
1	43:31.809	42:18.592	197	35.021	205	38.196	212		5	1:34.597	24.022	219	33.121	210	37.454	214	243
2	1:40.220	24.359	219	32.509	211	43.352	214	240	6	1:32.696	23.837	218	31.711	214	37.148	212	242
3	1:33.050	24.111	217	31.988	211	36.951	214	242	7	1:32.591	23.944	218	31.623	216	37.024	212	241
4	1:32.840	24.017	217	31.787	214	37.036	213	243									

84	Assenheimer, DEU / Schmid, DEU								theoretical besttime: 1:31.848								
1	4:14.932	2:56.157	167	37.428	193	41.347	213		7	1:35.459	24.022	220	31.478	214	39.959	215	243
2	1:36.583	25.802	185	33.209	209	37.572	215	237	8	1:35.098	25.268	192	32.681	210	37.149	217	243
3	1:39.388	28.893	208	32.870	209	37.625	216	240	9	1:31.848	23.807	220	31.477	216	36.564	216	244
4	2:27.311	24.356	220	35.714	150	1:27.241		242	10	1:37.972	26.314	207	32.404	211	39.254	217	193
5	33:05.946	31:43.876	179	39.451	176	42.619	215		11	1:32.231	23.979	220	31.636	212	36.616	217	243
6	1:39.598	24.498	220	32.509	210	42.591	216	241									

99	Renauer, DEU / Jaminet, FRA								theoretical besttime: 1:31.727								
1	9:01.437	7:03.222	119	43.299	170	1:14.916			5	1:32.054	24.043	221	31.640	216	36.371	216	244
2	33:52.773	32:31.533	159	39.080	182	42.160	212		6	1:32.150	23.913	221	31.444	216	36.793	214	245
3	1:44.183	26.540	172	34.340	213	43.303	217	240	7	1:32.026	23.912	222	31.547	217	36.567	217	243
4	1:35.925	24.023	221	31.977	206	39.925	217	245	8	1:31.951	23.917	221	31.469	217	36.565	217	246



ADAC GT Masters

Top speed list Qualifying 2

Provisional



Autodrom Most, Length: 4212m

Air temperature: 21.57°C

Track temperature: 19.34°C

Weather condition: Dry

DMSB Reg. Nr.: DMSB 110/18

Sunday, April 29, 2018 9:00:00

#	Name (NAT)	Team	Car name	Speed	Lap	Race time
43	Victor Bouveng (SWE)	BMW Team Schnitzer (DEU)	BMW M6 GT3	249.42	8	29:14.115
1	Daniel Keilwitz (DEU)	Callaway Competition (DEU)	Corvette C7 GT3	248.84	7	27:45.416
9	Giorgio Maggi (CHE)	Honda Team Schubert Motorsport (DEU)	Honda NSX GT3	248.27	7	24:49.752
13	Claudia Hürtgen (DEU)	RWT Racing (AUT)	Corvette C7 GT3	248.27	6	27:59.890
42	Timo Scheider (DEU)	BMW Team Schnitzer (DEU)	BMW M6 GT3	247.70	3	22:43.679
14	Jens Klingmann (DEU)	MRS GT-Racing (DEU)	BMW M6 GT3	247.70	4	24:43.222
17	Timo Bernhard (DEU)	KÜS TEAM75 Bernhard (DEU)	Porsche 911 GT3 R	247.70	7	24:45.343
18	Klaus Bachler (AUT)	KÜS TEAM75 Bernhard (DEU)	Porsche 911 GT3 R	247.13	6	22:47.987
6	Ivan Lukashevich (RUS)	Phoenix Racing (DEU)	Audi R8 LMS	246.57	5	19:11.966
33	Frank Stippler (DEU)	Team ISR (CZE)	Audi R8 LMS	246.57	3	22:34.654
5	Philip Ellis (GBR)	Phoenix Racing (DEU)	Audi R8 LMS	246.01	4	23:07.461
12	Dries Vanthoor (BEL)	EFP by TECE (DEU)	Audi R8 LMS	246.01	5	23:44.160
26	Stefan Mücke (DEU)	BWT Mücke Motorsport (DEU)	Audi R8 LMS	246.01	6	25:58.945
29	Christopher Mies (DEU)	Montaplast by Land-Motorsport (DEU)	Audi R8 LMS	246.01	4	26:33.232
50	Rahel Frey (CHE)	YACO Racing	Audi R8 LMS	246.01	12	28:14.064
4	Maximilian Hackländer (DEU)	Aust Motorsport (DEU)	Audi R8 LMS	246.01	7	28:15.965
99	Mathieu Jaminet (FRA)	Precote Herberth Motorsport (DEU)	Porsche 911 GT3 R	246.01	8	28:53.144
47	Maximilian Götz (DEU)	MANN-FILTER Team HTP Motorsport (DEU)	Mercedes-AMG GT3	246.01	9	29:12.679
3	Christer Jöns (DEU)	Aust Motorsport (DEU)	Audi R8 LMS	246.01	8	29:43.906
25	Christopher Haase (DEU)	BWT Mücke Motorsport (DEU)	Audi R8 LMS	246.01	8	29:57.491
11	Pierre Kaffer (DEU)	EFP by TECE (DEU)	Audi R8 LMS	245.45	4	20:40.334
28	Kelvin van der Linde (ZAF)	Montaplast by Land-Motorsport (DEU)	Audi R8 LMS	245.45	3	23:20.945
48	Maximilian Buhk (DEU)	MANN-FILTER Team HTP Motorsport (DEU)	Mercedes-AMG GT3	244.89	7	21:19.377
24	Markus Winkelhock (DEU)	BWT Mücke Motorsport (DEU)	Audi R8 LMS	244.89	7	28:19.722
84	Clemens Schmid (DEU)	AutoArenA Motorsport (DEU)	Mercedes-AMG GT3	244.34	9	25:56.931
7	Luca Ludwig (DEU)	HB Racing (AUT)	Ferrari 488 GT3	243.79	3	23:05.538
21	Sebastian Asch (DEU)	Team ZAKSPEED BKK Mobil Oil Racing (DEU)	Mercedes-AMG GT3	243.79	8	27:33.074
20	Nicolai Sylvest (DNK)	Team ZAKSPEED BKK Mobil Oil Racing (DEU)	Mercedes-AMG GT3	243.79	9	28:33.797
82	Christian Engelhart (DEU)	GRT Grasser-Racing-Team (AUT)	Lamborghini Huracan GT3	243.24	4	24:47.729
69	Lucas Luhr (DEU)	IronForce by RING POLICE (DEU)	Porsche 911 GT3 R	242.69	8	19:17.385
19	Franck Perera (FRA)	GRT Grasser-Racing-Team (AUT)	Lamborghini Huracan GT3	242.69	5	25:32.328
63	Andrea Caldarelli (ITA)	ORANGE1 by GRT Grasser (AUT)	Lamborghini Huracan GT3	242.69	6	28:02.948
8	Lance David Arnold (DEU)	Car Collection Motorsport (DEU)	Mercedes-AMG GT3	242.15	8	19:49.184
35	Jimmy Eriksson (SWE)	Team Rosberg (DEU)	Lamborghini Huracan GT3	241.07	5	23:53.515
53	Aaro Vainio (FIN)	Team Rosberg (DEU)	Lamborghini Huracan GT3	234.78	2	7:27.672