

# ADAC TCR Germany

## Result List Race 1



Provisional

**DMSB** Reg. Nr.: DMSB 110/18

Amended  
29.4.2018 - 10:22

Autodrom Most, Length: 4212m

Air temperature: N/A°C

Track temperature: N/A°C

Weather condition: Dry

Saturday, April 28, 2018 11:50:00

started : 27      classified : 24      not classified : 3

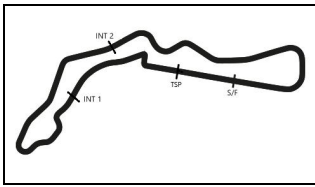
Nr.	Drivers	Team	Laps	Total Time	Gap	Kph	Lap	Time	Kph
Cl.	Car	Competitor							
1	30 <b>A.Buri(FIN)</b> Audi RS 3 LMS TCR	<b>LMS Racing</b> LMS Racing	16	<b>32:38.560</b>		123.1	6	1:41.977	148.6
2	7 <b>M.Halder(DEU)</b> Honda Civic TCR 2018	<b>Team Honda ADAC Sachsen</b> ADAC Sachsen e.V.	16	<b>32:38.957</b>	0.397	123.1	6	1:42.149	148.4
3	22 <b>H.Proczyk(AUT)</b> Opel Astra TCR	<b>HP Racing International</b> HP Racing International	16	<b>32:43.875</b>	5.315	122.9	6	1:42.746	147.5
4	54 <b>S.Reicher(AUT)</b> Audi RS 3 LMS TCR	<b>YACO Racing</b> YACO Racing	16	<b>32:45.667</b>	7.107	122.8	6	1:42.492	147.9
5	2 <b>P.Fulin(CZE)</b> Cupra Leon TCR	<b>Fullin Race Academy</b> Fullin Race Academy	16	<b>32:47.562</b>	9.002	122.8	6	1:42.576	147.8
6	8 <b>L.Engstler(DEU)</b> VW Golf GTI TCR 2018	<b>Liqui Moly Team Engstler</b> LIQUI MOLY Team Engstler	16	<b>32:47.955</b>	9.395	122.8	6	1:42.814	147.4
7	19 <b>M.Hesse(DEU)</b> R Audi RS 3 LMS TCR	<b>PROsport Performance(DEU)</b> Prosport Performance GmbH	16	<b>32:48.590</b>	10.030	122.8	6	1:42.911	147.3
8	6 <b>O.Holdener(CHE)</b> Cupra Leon TCR	<b>Wolf-Power Racing</b> Wolf-Power Racing	16	<b>32:49.019</b>	10.459	123.0	12	1:42.875	147.3
9	60 <b>L.Prattes(DEU)</b> R Cupra Leon TCR	<b>TOPCAR Sport</b> TOPCAR Sport	16	<b>32:50.898</b>	12.338	122.8	6	1:43.144	147.0
10	47 <b>N.Kankkunen(FIN)</b> VW Golf GTI TCR 2018	<b>Team Engstler Europe</b> LIQUI MOLY Team Engstler	16	<b>32:54.812</b>	16.252	122.8	12	1:43.437	146.5
11	14 <b>N.Langeveld(NLD)</b> Audi RS 3 LMS TCR	<b>Racing One(DEU)</b> Racing One	16	<b>32:54.944</b>	16.384	123.0	13	1:42.794	147.5
12	77 <b>J.Häußermann(DEU)</b> R VW Golf GTI TCR 2018	<b>Team Engstler Germany</b> LIQUI MOLY Team Engstler	16	<b>32:55.708</b>	17.148	123.1	15	1:43.247	146.8
13	29 <b>J.Kuusiniemi(FIN)</b> VW Golf GTI TCR 2018	<b>Positione Motorsport</b> Positione Motorsport	16	<b>32:55.728</b>	17.168	122.6	15	1:43.466	146.5
14	44 <b>S.Kaibach(DEU)</b> Audi RS 3 LMS TCR	<b>PROsport Performance(DEU)</b> Prosport Performance GmbH	16	<b>32:55.908</b>	17.348	122.8	14	1:43.422	146.6
15	10 <b>B.Leuchter(DEU)</b> VW Golf GTI TCR 2018	<b>Max Kruse Racing</b> Max Kruse Racing	16	<b>32:58.609</b>	20.049	123.0	6	1:43.943	145.8
16	39 <b>F.Thoma(CHE)</b> VW Golf GTI TCR 2018	<b>Team Engstler Europe</b> LIQUI MOLY Team Engstler	16	<b>32:59.530</b>	20.970	122.6	14	1:44.295	145.3
17	11 <b>L.Wankmüller(DEU)</b> R Opel Astra TCR	<b>HP Racing International</b> HP Racing International	16	<b>32:59.784</b>	21.224	122.6	6	1:43.272	146.8
18	53 <b>M.Halder(DEU)</b> R Cupra Leon TCR	<b>Profi-Car Team Halder</b> Profi-Car Team Halder	16	<b>33:00.572</b>	22.012	122.1	6	1:43.559	146.4
19	3 <b>K.Jordan(DEU)</b> VW Golf GTI TCR 2018	<b>Team Engstler Germany</b> LIQUI MOLY Team Engstler	16	<b>33:03.859</b>	25.299	122.5	6	1:44.538	145.0
20	42 <b>L.Niedertscheider(AUT)</b> Peugeot 308 TCR	<b>Niedertscheider Motorsport Team</b> Niedertscheider Motorsport Team	16	<b>33:04.049</b>	25.489	122.1	14	1:44.655	144.8
21	17 <b>J.Preisig(CHE)</b> Opel Astra TCR	<b>Steibel Motorsport</b> AMC-Burgau e.V.	16	<b>33:04.177</b>	25.617	122.9	15	1:44.059	145.7
22	33 <b>J.Reynolds(CHE)</b> Cupra Leon TCR	<b>TOPCAR Sport</b> TOPCAR Sport	16	<b>33:07.499</b>	28.939	122.3	13	1:44.563	145.0
23	99 <b>M.Sandberg(NLD)</b> Audi RS 3 LMS TCR	<b>Racing One(DEU)</b> Racing One	16	<b>33:08.610</b>	30.050	122.6	13	1:44.985	144.4
24	55 <b>M.Fugel(DEU)</b> R Honda Civic TCR 2017	<b>Profi-Car Team Halder</b> Profi-Car Team Halder	16	<b>33:32.053</b>	53.493	122.9	6	1:44.050	145.7
<b>Not classified</b>									
88	<b>D.Fugel(DEU)</b> Honda Civic TCR 2018	<b>Team Honda ADAC Sachsen</b> ADAC Sachsen e.V.	6	<b>15:20.788</b>	10LAPS	102.1	4	1:46.111	142.8

ver: 1.1

[www.adac.de/motorsport](http://www.adac.de/motorsport)

Page 1 / 2 printed: 29.4.2018 10:22





# ADAC TCR Germany



## Result List Race 1

Provisional

**DMSB** Reg. Nr.: DMSB 110/18

Amended  
29.4.2018 - 10:22

Saturday, April 28, 2018 11:50:00

Autodrom Most, Length: 4212m

Air temperature: N/A°C

Track temperature: N/A°C

Weather condition: Dry

started : 27      classified : 24      not classified : 3

Nr. Drivers	Team	Laps	Total Time	Gap	Kph	Lap	Time	Kph
Cl. Car	Competitor							
27 T.Coicaud(FRA)	Liqui Moly Team Engstler	5	11:11.234	11LAPS	109.6	5	1:44.121	145.6
	VW Golf GTI TCR 2018							
23 S.Steibel(DEU)	Steibel Motorsport							
	VW Golf GTI TCR 2016							
	AMC-Burgau e.V.							

Fastest lap of the race. Car 30 driver Antti Buri on lap 6. Time 1:41.977, average speed 148.6 km/h.

Following stewards decision no. 51 drive trough penalty converted into a time penalty of 30 seconds for car no. 55

Subject to final scrutineering!

Publication time:

Clerk of the Course: Michal Marek

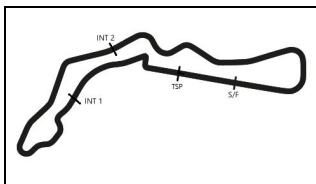
Timekeeper: Steffen Ruhl

ver: 1.1

[www.adac.de/motorsport](http://www.adac.de/motorsport)

Page 2/ 2 printed: 29.4.2018 10:22





# ADAC TCR Germany

## Class Result List Race 1



Provisional

**DMSB** Reg. Nr.: DMSB 110/18

Saturday, April 28, 2018 11:50:00

Autodrom Most, Length: 4212m

Air temperature: N/A°C

Track temperature: N/A°C

Weather condition: Dry

started : 27      classified : 24      not classified : 3

Nr. Drivers	Team	Laps	Total Time	Gap	Kph	Lap	Time	Kph
Car	Competitor							

### CLASS: Honda Rookie Challenge

Started: 6

Classified: 6

Not Classified: 0

1	19	<b>M.Hesse(DEU)</b> Audi RS 3 LMS TCR	<b>PROsport Performance</b> Prosport Performance GmbH	16	<b>32:48.590</b>		122.8	6	1:42.911	147.3
2	60	<b>L.Prattes(DEU)</b> Cupra Leon TCR	<b>TOPCAR Sport</b> TOPCAR Sport	16	<b>32:50.898</b>	2.308	122.8	6	1:43.144	147.0
3	77	<b>J.Häußermann(DEU)</b> VW Golf GTI TCR 2018	<b>Team Engstler Germany</b> LIQUI MOLY Team Engstler	16	<b>32:55.708</b>	7.118	123.1	15	1:43.247	146.8
4	11	<b>L.Wankmüller(DEU)</b> Opel Astra TCR	<b>HP Racing International</b> HP Racing International	16	<b>32:59.784</b>	11.194	122.6	6	1:43.272	146.8
5	53	<b>M.Halder(DEU)</b> Cupra Leon TCR	<b>Profi-Car Team Halder</b> Profi-Car Team Halder	16	<b>33:00.572</b>	11.982	122.1	6	1:43.559	146.4
6	55	<b>M.Fugel(DEU)</b> Honda Civic TCR 2017	<b>Profi-Car Team Halder</b> Profi-Car Team Halder	16	<b>33:02.053</b>	13.463	122.9	6	1:44.050	145.7

*Fastest lap of the class. Car 19 driver Max Hesse on lap 6. Time 1:42.911, average speed 147.3 km/h.*

Subject to final scrutineering!

Publication time:

Clerk of the Course: Michal Marek

Timekeeper: Steffen Ruhl

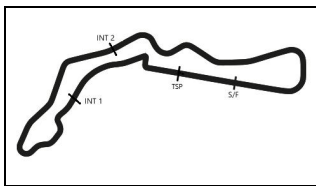
ver: 1.0

[www.adac.de/motorsport](http://www.adac.de/motorsport)

Page 1/ 1 printed: 28.4.2018 12:29







# ADAC TCR Germany



## Sector List Race 1

Provisional

**DMSB** Reg. Nr.: DMSB 110/18

Saturday, April 28, 2018 11:50:00

Autodrom Most, Length: 4212m

Air temperature: N/A°C

Track temperature: N/A°C

Weather condition: Dry

Lap	Time	SE1	SP1	SE2	SP2	SE3	SP3	TSP	Lap	Time	SE1	SP1	SE2	SP2	SE3	SP3	TSP
<b>2 Fulin, CZE</b>									<b>theoretical besttime: 1:42.576</b>								
1	1:55.806	35.004	193	35.643	194	45.159	115	171	9	2:35.881	36.074	131	59.776	115	1:00.031	145	171
2	2:23.642	37.327	105	49.928	135	56.387	145	127	10	2:28.593	34.999	130	54.820	120	58.774	193	156
3	2:35.912	41.321	118	49.771	123	1:04.820	137	144	11	1:43.599	27.186	196	35.164	194	41.249	193	221
4	2:30.701	38.029	103	52.209	123	1:00.463	193	168	12	1:42.957	26.573	197	35.150	194	41.234	194	221
5	1:43.437	26.809	195	35.355	192	41.273	193	221	13	1:43.299	26.811	196	35.170	197	41.318	195	221
6	<b>1:42.576</b>	<b>26.573</b>	195	<b>35.068</b>	194	<b>40.935</b>	194	220	14	1:43.980	26.850	198	35.476	193	41.654	193	221
7	2:00.124	26.597	198	41.929	122	51.598	138	219	15	1:43.680	26.673	198	35.367	195	41.640	193	<b>223</b>
8	2:29.241	33.841	119	56.236	126	59.164	144	174	16	1:44.134	26.945	194	35.388	192	41.801	192	222

Lap	Time	SE1	SP1	SE2	SP2	SE3	SP3	TSP	Lap	Time	SE1	SP1	SE2	SP2	SE3	SP3	TSP
<b>3 Jordan, DEU</b>									<b>theoretical besttime: 1:43.893</b>								
1	2:07.352	38.331	178	37.279	189	51.742	114	184	9	2:35.064	34.939	102	1:00.879	137	59.246	122	150
2	2:24.937	39.206	120	47.176	95	58.555	141	106	10	2:21.448	33.084	105	54.153	136	54.211	193	164
3	2:35.913	39.172	87	50.145	91	1:06.596	108	145	11	1:44.762	26.797	184	36.349	191	41.616	195	221
4	2:22.549	35.359	102	50.188	129	57.002	<b>195</b>	124	12	1:45.450	26.763	177	36.927	193	41.760	193	<b>222</b>
5	1:47.194	27.448	180	35.939	192	43.807	191	219	13	1:45.321	27.065	190	35.881	194	42.375	193	222
6	<b>1:44.538</b>	27.160	196	35.845	192	<b>41.533</b>	195	217	14	1:44.577	<b>26.666</b>	<b>197</b>	<b>35.694</b>	<b>192</b>	42.217	192	221
7	2:01.113	26.897	181	42.682	116	51.534	150	220	15	1:45.932	26.990	199	36.127	191	42.815	192	222
8	2:31.443	33.929	127	56.620	104	1:00.894	120	122	16	1:46.266	26.992	184	36.311	191	42.963	190	219

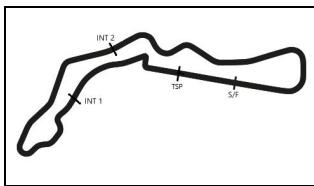
Lap	Time	SE1	SP1	SE2	SP2	SE3	SP3	TSP	Lap	Time	SE1	SP1	SE2	SP2	SE3	SP3	TSP
<b>6 Holdener, CHE</b>									<b>theoretical besttime: 1:42.773</b>								
1	2:00.590	36.700	190	36.550	196	47.340	124	173	9	2:35.593	36.263	111	59.219	118	1:00.111	142	166
2	2:23.909	37.339	120	50.157	106	56.413	124	104	10	2:27.506	34.783	131	54.816	114	57.907	196	149
3	2:37.393	41.008	92	50.091	124	1:06.294	116	132	11	1:43.958	26.713	192	35.833	194	41.412	197	225
4	2:26.389	35.349	89	51.272	119	59.768	197	146	12	<b>1:42.875</b>	26.544	196	35.274	195	<b>41.057</b>	<b>197</b>	226
5	1:44.243	27.510	192	35.427	196	41.306	198	225	13	1:43.412	<b>26.457</b>	<b>197</b>	35.460	195	41.495	196	225
6	1:43.456	26.646	197	35.369	195	41.441	196	225	14	1:43.309	26.529	198	35.364	196	41.416	196	225
7	1:59.011	27.172	170	41.022	141	50.817	122	224	15	1:43.688	26.522	197	35.458	196	41.708	198	226
8	2:29.770	34.113	120	56.099	114	59.558	143	144	16	1:43.917	26.748	191	<b>35.259</b>	<b>197</b>	41.910	197	<b>227</b>

Lap	Time	SE1	SP1	SE2	SP2	SE3	SP3	TSP	Lap	Time	SE1	SP1	SE2	SP2	SE3	SP3	TSP
<b>7 Halder, DEU</b>									<b>theoretical besttime: 1:41.875</b>								
1	1:52.324	33.736	193	35.506	193	43.082	126	165	9	2:35.779	37.012	124	59.384	115	59.383	151	154
2	2:23.669	38.392	116	49.642	133	55.635	158	118	10	2:30.756	35.837	121	54.458	101	1:00.461	193	143
3	2:35.295	40.620	113	50.814	129	1:03.861	148	154	11	1:43.014	26.829	195	34.936	193	41.249	193	219
4	2:33.243	38.224	112	52.496	135	1:02.523	194	147	12	1:42.211	26.592	195	34.685	194	40.934	194	220
5	1:42.505	26.826	194	34.769	195	40.910	194	219	13	1:42.461	26.557	197	34.735	196	41.169	195	221
6	<b>1:42.149</b>	26.675	195	34.597	196	<b>40.877</b>	194	219	14	1:42.324	<b>26.403</b>	<b>198</b>	<b>34.595</b>	<b>195</b>	41.326	193	221
7	1:59.926	26.584	196	42.172	120	51.170	156	219	15	1:42.219	26.429	198	34.767	195	41.023	195	221
8	2:28.716	34.433	125	55.693	121	58.590	144	148	16	1:42.366	26.497	196	34.781	196	41.088	194	<b>223</b>

Lap	Time	SE1	SP1	SE2	SP2	SE3	SP3	TSP	Lap	Time	SE1	SP1	SE2	SP2	SE3	SP3	TSP
<b>8 Engstler, DEU</b>									<b>theoretical besttime: 1:42.693</b>								
1	1:56.686	35.402	196	35.470	194	45.814	117	171	9	2:35.444	36.505	118	59.201	109	59.738	153	165
2	2:23.956	37.757	117	49.709	138	56.490	142	123	10	2:28.664	35.011	125	55.192	107	58.461	191	159
3	2:36.390	40.852	113	49.920	140	1:05.618	141	167	11	1:43.392	26.695	190	35.293	194	41.404	194	220
4	2:29.305	36.913	92	52.045	115	1:00.347	<b>195</b>	185	12	1:42.937	26.612	197	<b>35.045</b>	<b>195</b>	41.280	194	222
5	1:43.529	26.778	196	35.210	193	41.541	195	223	13	1:43.520	26.841	196	35.243	194	41.436	194	222
6	<b>1:42.814</b>	<b>26.437</b>	196	35.166	195	<b>41.211</b>	193	222	14	1:43.595	26.561	198	35.384	195	41.650	195	222
7	2:00.242	26.521	198	42.851	137	50.870	143	221	15	1:43.875	26.674	198	35.449	194	41.752	194	<b>224</b>
8	2:29.561	34.081	127	56.094	120	59.386	149	155	16	1:44.045	26.937	197	35.247	196	41.861	189	222

Lap	Time	SE1	SP1	SE2	SP2	SE3	SP3	TSP	Lap	Time	SE1	SP1	SE2	SP2	SE3	SP3	TSP
<b>10 Leuchter, DEU</b>									<b>theoretical besttime: 1:43.472</b>								
1	2:10.818	39.625	183	37.033	<b>193</b>	54.160	148	183	9	2:35.355	35.296	103	59.876	135	1:00.183	117	152
2	2:25.150	37.644	109	47.145	107	1:00.361	129	126	10	2:22.365	33.205	121	54.064	120	55.096	191	163
3	2:34.626	37.708	88	49.962	96	1:06.956	113	165	11	1:45.111	27.118	196	36.353	193	<b>41.640</b>	<b>195</b>	220
4	2:21.523	35.090	112	49.752	127	56.681	195	113	12	1:44.846	26.963	184	35.870	193	42.013	191	221
5	1:45.512	26.946	193	35.727	193	42.839	189	222	13	1:44.944	27.617	198	35.390	191	41.937	195	221
6	<b>1:43.943</b>	26.776	196	<b>35.197</b>	193	41.970	193	219	14	1:44.443	<b>26.635</b>	<b>198</b>	35.772	191	42.036	194	<b>223</b>
7	2:00.195	26.816	186	42.568	114	50.811	151	221	15	1:44.307	26.769	198	35.483	191	42.055	191	222
8	2:31.176	34.318	123	56.465	115	1:00.393	109	120	16	1:44.295	26.844	194	35.514	193	41.937	190	221





# ADAC TCR Germany



## Sector List Race 1

Provisional

**DMSB** Reg. Nr.: DMSB 110/18

Saturday, April 28, 2018 11:50:00

Autodrom Most, Length: 4212m

Air temperature: N/A°C

Track temperature: N/A°C

Weather condition: Dry

Lap	Time	SE1	SP1	SE2	SP2	SE3	SP3	TSP	Lap	Time	SE1	SP1	SE2	SP2	SE3	SP3	TSP
<b>11</b> Wankmüller, DEU									<b>theoretical besttime: 1:43.080</b>								
1	2:05.990	37.879	185	37.414	192	50.697	119	179	9	2:35.339	35.894	109	59.561	138	59.884	151	153
2	2:23.649	38.735	132	47.640	102	57.274	130	103	10	2:25.992	34.449	111	54.676	110	56.867	196	162
3	2:36.748	40.047	86	50.238	100	1:06.463	106	138	11	1:44.081	27.069	191	35.764	193	41.248	196	225
4	2:23.505	35.264	97	50.261	140	57.980	<b>198</b>	146	12	1:43.389	<b>26.506</b>	<b>197</b>	35.651	193	41.232	196	223
5	1:45.170	27.394	193	36.176	193	41.600	196	224	13	1:50.195	30.082	164	38.179	196	41.934	196	214
6	<b>1:43.272</b>	26.670	194	35.417	193	<b>41.185</b>	194	221	14	1:44.222	26.886	200	<b>35.389</b>	<b>194</b>	41.947	197	<b>226</b>
7	1:58.634	26.511	199	41.823	136	50.300	120	221	15	1:44.866	27.058	202	35.493	193	42.315	197	225
8	2:30.300	34.653	111	55.557	117	1:00.090	142	138	16	1:44.432	27.197	196	35.484	194	41.751	197	226

Lap	Time	SE1	SP1	SE2	SP2	SE3	SP3	TSP	Lap	Time	SE1	SP1	SE2	SP2	SE3	SP3	TSP
<b>14</b> Langeveld, NLD									<b>theoretical besttime: 1:42.706</b>								
1	2:06.728	40.156	174	36.638	195	49.934	111	186	9	2:35.277	35.619	108	1:00.113	139	59.545	144	139
2	2:23.739	39.241	128	47.262	99	57.236	150	105	10	2:24.500	34.073	130	54.484	104	55.943	197	142
3	2:36.700	39.866	87	50.344	104	1:06.490	104	134	11	1:44.820	27.398	188	35.761	193	41.661	196	226
4	2:22.964	35.381	106	50.090	140	57.493	196	148	12	1:44.523	<b>26.440</b>	<b>199</b>	36.911	194	41.172	198	226
5	1:45.494	27.367	198	36.101	194	42.026	197	222	13	<b>1:42.794</b>	26.528	199	<b>35.122</b>	<b>197</b>	<b>41.144</b>	<b>197</b>	225
6	1:44.830	26.513	195	36.092	193	42.225	195	227	14	1:43.843	26.950	198	35.243	196	41.650	197	222
7	1:58.415	26.503	195	41.264	131	50.648	133	225	15	1:43.471	26.618	201	35.367	195	41.486	197	227
8	2:30.366	34.443	106	55.370	141	1:00.553	134	127	16	1:46.480	27.258	197	36.357	188	42.865	190	<b>228</b>

Lap	Time	SE1	SP1	SE2	SP2	SE3	SP3	TSP	Lap	Time	SE1	SP1	SE2	SP2	SE3	SP3	TSP
<b>17</b> Preisig, CHE									<b>theoretical besttime: 1:43.807</b>								
1	2:13.695	39.969	171	37.630	192	56.096	129	178	9	2:34.375	34.409	97	1:01.317	133	58.649	120	136
2	2:24.413	35.903	121	47.445	110	1:01.065	114	138	10	2:21.131	33.260	110	54.072	130	53.799	195	140
3	2:34.263	37.048	96	49.533	92	1:07.682	128	153	11	1:45.421	27.119	188	36.466	189	41.836	194	<b>223</b>
4	2:20.610	35.084	118	48.992	121	56.534	195	118	12	1:45.175	27.090	190	36.128	193	41.957	194	223
5	1:48.257	27.457	177	36.176	193	44.624	194	215	13	1:45.139	27.519	194	35.547	194	42.073	196	218
6	1:45.208	27.262	186	36.302	187	<b>41.644</b>	193	211	14	1:45.399	27.483	187	35.929	193	41.987	195	222
7	1:59.223	27.440	163	40.248	144	51.535	140	221	15	<b>1:44.059</b>	<b>26.849</b>	<b>198</b>	<b>35.314</b>	<b>194</b>	41.896	195	223
8	2:31.946	33.866	129	56.641	125	1:01.439	117	120	16	1:45.863	27.435	191	35.784	195	42.644	195	214

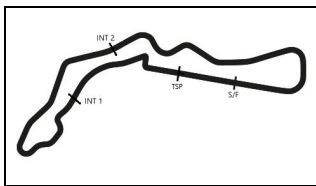
Lap	Time	SE1	SP1	SE2	SP2	SE3	SP3	TSP	Lap	Time	SE1	SP1	SE2	SP2	SE3	SP3	TSP
<b>19</b> Hesse, DEU									<b>theoretical besttime: 1:42.858</b>								
1	1:57.323	35.370	194	35.842	<b>197</b>	46.111	111	168	9	2:35.768	36.668	111	59.145	112	59.955	160	167
2	2:24.043	37.902	122	49.814	133	56.327	155	115	10	2:28.162	34.844	126	55.109	122	58.209	196	162
3	2:36.453	41.029	109	50.040	127	1:05.384	142	159	11	1:43.591	26.721	191	35.353	196	41.517	196	227
4	2:28.914	36.941	90	51.842	126	1:00.131	<b>197</b>	171	12	1:43.296	26.638	201	35.133	196	41.525	196	227
5	1:43.609	26.921	198	35.133	196	41.555	196	<b>228</b>	13	1:43.529	26.511	200	35.286	196	41.732	195	227
6	<b>1:42.911</b>	<b>26.474</b>	200	35.099	196	<b>41.338</b>	197	227	14	1:43.362	26.531	202	<b>35.046</b>	<b>196</b>	41.785	196	226
7	2:00.480	26.684	200	42.881	132	50.915	140	227	15	1:44.179	26.540	201	35.331	196	42.308	196	228
8	2:29.241	34.204	122	55.845	117	59.192	147	157	16	1:43.729	26.592	198	35.310	196	41.827	194	226

Lap	Time	SE1	SP1	SE2	SP2	SE3	SP3	TSP	Lap	Time	SE1	SP1	SE2	SP2	SE3	SP3	TSP
<b>22</b> Proczyk, AUT									<b>theoretical besttime: 1:42.439</b>								
1	1:53.367	34.434	194	35.672	193	43.261	123	164	9	2:35.441	36.744	136	59.079	137	59.618	171	155
2	2:23.254	38.126	120	50.039	150	55.089	158	112	10	2:30.412	35.748	118	54.322	115	1:00.342	193	158
3	2:35.710	40.643	119	50.913	142	1:04.154	160	144	11	1:43.173	26.763	194	35.188	192	41.222	193	<b>221</b>
4	2:32.613	37.868	132	52.606	158	1:02.139	<b>196</b>	138	12	1:42.950	26.564	196	35.203	191	41.183	194	220
5	1:42.963	26.990	193	34.927	<b>194</b>	<b>41.046</b>	193	217	13	1:43.159	26.662	196	35.151	192	41.346	194	219
6	<b>1:42.746</b>	26.700	196	<b>34.865</b>	193	41.181	194	219	14	1:43.057	26.602	197	34.934	192	41.521	193	219
7	1:59.423	26.543	196	41.712	129	51.168	168	218	15	1:43.270	26.594	198	35.135	191	41.541	193	219
8	2:28.913	34.355	129	56.159	142	58.399	169	148	16	1:43.424	<b>26.528</b>	<b>197</b>	35.307	192	41.589	194	221

Lap	Time	SE1	SP1	SE2	SP2	SE3	SP3	TSP	Lap	Time	SE1	SP1	SE2	SP2	SE3	SP3	TSP
<b>23</b> Steibel, DEU									<b>theoretical besttime:</b>								
1								<b>42</b>									

Lap	Time	SE1	SP1	SE2	SP2	SE3	SP3	TSP	Lap	Time	SE1	SP1	SE2	SP2	SE3	SP3	TSP
<b>27</b> Coicaud, FRA									<b>theoretical besttime: 1:44.121</b>								
1	1:58.141	35.964	192	35.848	<b>191</b>	46.329	119	172	4	2:28.242	36.390	89	51.751	121	1:00.101	192	158
2	2:24.365	37.666	118	49.846	129	56.853	128	111	5	<b>1:44.121</b>	<b>27.009</b>	<b>193</b>	<b>35.491</b>	<b>190</b>	<b>41.621</b>	<b>189</b>	<b>219</b>
3	2:36.365	40.668	97	50.296	131	1:05.401	136	144	6		27.093	188					214





# ADAC TCR Germany



## Sector List Race 1

Provisional

**DMSB** Reg. Nr.: DMSB 110/18

Autodrom Most, Length: 4212m

Air temperature: N/A°C

Track temperature: N/A°C

Weather condition: Dry

Saturday, April 28, 2018 11:50:00

Lap	Time	SE1	SP1	SE2	SP2	SE3	SP3	TSP	Lap	Time	SE1	SP1	SE2	SP2	SE3	SP3	TSP
<b>29 Kuusiniemi, FIN</b>									<b>theoretical besttime: 1:42.702</b>								
1	2:01.552	36.942	191	36.622	194	47.988	125	173	9	2:35.412	36.007	108	59.668	136	59.737	154	168
2	2:23.550	37.499	124	49.735	114	56.316	127	99	10	2:26.530	34.630	113	54.687	110	57.213	195	156
3	2:37.656	40.874	93	50.242	123	1:06.540	111	131	11	1:43.893	27.139	196	35.441	191	41.313	195	221
4	2:25.785	35.327	89	50.851	120	59.607	<b>195</b>	144	12	1:44.424	26.504	191	36.400	192	41.520	193	222
5	1:44.560	27.607	191	35.797	<b>196</b>	41.156	195	<b>223</b>	13	1:44.243	26.798	196	<b>35.054</b>	<b>193</b>	42.391	192	220
6	1:43.857	27.563	193	35.143	193	<b>41.151</b>	194	223	14	1:44.817	27.404	186	35.593	193	41.820	194	221
7	1:59.332	26.933	160	42.143	139	50.256	121	221	15	<b>1:43.466</b>	<b>26.497</b>	<b>198</b>	35.239	193	41.730	193	222
8	2:30.102	34.506	123	55.811	126	59.785	148	143	16	1:46.549	26.711	189	36.662	193	43.176	191	222

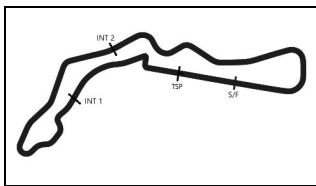
Lap	Time	SE1	SP1	SE2	SP2	SE3	SP3	TSP	Lap	Time	SE1	SP1	SE2	SP2	SE3	SP3	TSP
<b>30 Buri, FIN</b>									<b>theoretical besttime: 1:41.797</b>								
1	1:51.774	33.552	197	35.215	193	43.007	124	167	9	2:35.738	36.882	123	59.497	115	59.359	150	154
2	2:23.624	38.381	119	49.493	133	55.750	151	116	10	2:30.926	35.942	117	54.139	108	1:00.845	192	148
3	2:34.830	40.709	110	50.766	126	1:03.355	148	148	11	1:42.900	26.503	196	35.195	192	41.202	194	219
4	2:33.902	38.862	109	52.370	121	1:02.670	195	142	12	1:42.448	26.318	196	35.213	192	40.917	195	220
5	1:42.243	26.487	196	34.933	<b>195</b>	40.823	<b>196</b>	220	13	1:42.235	26.193	198	34.982	194	41.060	196	221
6	<b>1:41.977</b>	26.347	197	<b>34.845</b>	194	<b>40.785</b>	196	221	14	1:42.489	26.220	199	35.023	194	41.246	194	221
7	1:59.862	26.324	197	42.294	119	51.244	164	220	15	1:42.277	26.350	199	34.977	194	40.950	195	222
8	2:28.963	34.936	119	55.512	116	58.515	144	152	16	1:42.372	<b>26.167</b>	<b>198</b>	35.112	194	41.093	196	<b>223</b>

Lap	Time	SE1	SP1	SE2	SP2	SE3	SP3	TSP	Lap	Time	SE1	SP1	SE2	SP2	SE3	SP3	TSP
<b>33 Reynolds, CHE</b>									<b>theoretical besttime: 1:44.307</b>								
1	2:09.139	39.209	186	37.192	191	52.738	127	183	9	2:34.396	34.301	102	1:01.656	141	58.439	119	146
2	2:25.309	38.425	109	47.344	106	59.540	136	116	10	2:21.260	33.215	110	54.315	126	53.730	190	134
3	2:35.359	38.363	94	50.162	94	1:06.834	104	149	11	1:46.211	27.214	183	36.544	188	42.453	192	218
4	2:22.042	34.946	98	50.025	127	57.071	<b>195</b>	121	12	1:44.843	26.793	194	36.115	191	<b>41.935</b>	<b>194</b>	219
5	1:47.428	27.887	191	36.046	190	43.495	190	<b>221</b>	13	<b>1:44.563</b>	<b>26.752</b>	<b>196</b>	<b>35.620</b>	<b>194</b>	42.191	190	220
6	1:49.604	27.707	196	39.328	147	42.569	191	218	14	1:45.842	27.433	198	35.905	191	42.504	192	220
7	1:57.272	27.073	190	38.611	148	51.588	135	217	15	1:45.733	27.363	197	35.980	193	42.390	186	221
8	2:32.181	34.154	129	56.873	129	1:01.154	114	119	16	1:46.317	27.313	195	36.583	191	42.421	194	219

Lap	Time	SE1	SP1	SE2	SP2	SE3	SP3	TSP	Lap	Time	SE1	SP1	SE2	SP2	SE3	SP3	TSP
<b>39 Thoma, CHE</b>									<b>theoretical besttime: 1:43.858</b>								
1	2:05.262	38.058	177	36.993	192	50.211	115	183	9	2:35.221	35.421	110	1:00.257	126	59.543	135	147
2	2:23.673	38.396	136	47.928	98	57.349	147	107	10	2:24.238	34.006	127	54.286	101	55.946	193	138
3	2:36.822	40.082	92	50.213	104	1:06.527	103	131	11	1:44.953	27.229	185	35.917	193	41.807	194	222
4	2:23.867	35.021	90	50.308	144	58.538	<b>196</b>	134	12	1:45.967	27.574	189	35.865	190	42.528	189	222
5	1:45.331	27.369	189	36.304	190	<b>41.658</b>	194	<b>225</b>	13	1:44.774	27.355	196	<b>35.652</b>	<b>192</b>	41.767	193	217
6	1:45.223	26.770	198	36.261	193	42.192	193	221	14	<b>1:44.295</b>	<b>26.548</b>	<b>198</b>	35.871	192	41.876	193	221
7	1:59.034	26.906	180	41.461	125	50.667	130	220	15	1:45.269	26.828	198	36.031	184	42.410	193	221
8	2:30.760	34.533	106	55.712	130	1:00.515	125	125	16	1:44.841	27.016	196	35.723	193	42.102	193	223

Lap	Time	SE1	SP1	SE2	SP2	SE3	SP3	TSP	Lap	Time	SE1	SP1	SE2	SP2	SE3	SP3	TSP
<b>42 Niedertscheider, AUT</b>									<b>theoretical besttime: 1:44.313</b>								
1	2:02.582	37.495	189	37.148	189	47.939	122	178	9	2:34.536	34.526	104	1:01.281	144	58.729	121	137
2	2:23.607	38.358	122	48.735	113	56.514	138	95	10	2:21.270	33.092	106	54.047	141	54.131	193	161
3	2:37.461	40.775	93	50.362	115	1:06.324	105	130	11	1:45.611	27.079	194	36.352	193	42.180	194	219
4	2:25.308	35.278	90	50.458	124	59.572	<b>195</b>	147	12	1:45.152	26.859	197	36.269	192	42.024	193	220
5	1:50.253	27.646	188	37.484	162	45.123	189	<b>224</b>	13	1:45.393	26.842	196	35.887	195	42.664	192	219
6	1:46.251	28.123	195	36.265	184	<b>41.863</b>	191	217	14	<b>1:44.655</b>	<b>26.794</b>	<b>200</b>	35.685	192	42.176	192	221
7	1:59.005	27.366	178	40.283	136	51.356	148	217	15	1:45.191	26.933	198	<b>35.656</b>	<b>193</b>	42.602	192	221
8	2:31.694	33.904	127	56.571	111	1:01.219	116	121	16	1:46.080	26.827	179	36.311	191	42.942	188	222

Lap	Time	SE1	SP1	SE2	SP2	SE3	SP3	TSP	Lap	Time	SE1	SP1	SE2	SP2	SE3	SP3	TSP
<b>44 Kaibach, DEU</b>									<b>theoretical besttime: 1:43.082</b>								
1	2:04.562	37.761	194	37.044	193	49.757	109	173	9	2:34.955	35.191	121	1:00.307	110	59.457	138	128
2	2:23.111	38.462	127	48.245	95	56.404	160	99	10	2:24.069	34.024	120	54.275	102	55.770	195	136
3	2:37.413	40.825	95	50.096	107	1:06.492	102	127	11	1:44.868	27.233	190	35.953	194	41.682	196	226
4	2:24.328	35.230	84	50.151	136	58.947	<b>198</b>	118	12	1:45.660	27.630	168	36.039	194	41.991	193	227
5	1:47.393	28.589	196	35.936	193	42.868	196	<b>228</b>	13	1:43.924	27.178	200	<b>35.342</b>	<b>197</b>	<b>41.404</b>	<b>196</b>	222
6	1:43.961	26.442	198	35.881	187	41.638	194	225	14	<b>1:43.422</b>	<b>26.336</b>	<b>201</b>	35.412	194	41.674	194	225
7	1:59.091	26.744	171	41.835	123	50.512	136	225	15	1:43.462	26.520	201	35.376	194	41.566	195	225
8	2:30.883	34.342	101	55.722	138	1:00.819	122	133	16	1:44.806	26.590	199	35.737	196	42.479	184	226



# ADAC TCR Germany



## Sector List Race 1

Provisional

**DMSB** Reg. Nr.: DMSB 110/18

Saturday, April 28, 2018 11:50:00

Autodrom Most, Length: 4212m

Air temperature: N/A°C

Track temperature: N/A°C

Weather condition: Dry

Lap	Time	SE1	SP1	SE2	SP2	SE3	SP3	TSP	Lap	Time	SE1	SP1	SE2	SP2	SE3	SP3	TSP
<b>47 Kankkunen, FIN</b>									<b>theoretical besttime: 1:42.966</b>								
1	2:03.506	37.225	184	37.559	185	48.722	113	179	9	2:35.569	35.832	110	59.726	140	1:00.011	139	131
2	2:23.345	38.177	124	48.893	104	56.275	136	96	10	2:25.090	33.986	115	54.809	101	56.295	194	150
3	2:37.452	40.822	91	50.379	111	1:06.251	104	125	11	1:44.714	27.434	192	35.783	192	41.497	194	<b>224</b>
4	2:24.872	35.317	91	50.385	120	59.170	<b>196</b>	136	12	<b>1:43.437</b>	<b>26.522</b>	<b>195</b>	35.492	192	41.423	195	221
5	1:46.108	27.564	191	36.521	185	42.023	196	222	13	1:43.624	26.728	195	35.223	194	41.673	194	221
6	1:43.711	26.655	193	35.783	192	<b>41.273</b>	194	221	14	1:43.989	26.855	196	35.681	191	41.453	194	220
7	1:59.022	26.458	197	41.830	141	50.734	130	220	15	1:43.603	26.696	196	<b>35.171</b>	<b>192</b>	41.736	194	220
8	2:30.175	34.358	113	55.744	133	1:00.073	136	136	16	1:46.595	27.540	193	36.453	193	42.602	191	221

Lap	Time	SE1	SP1	SE2	SP2	SE3	SP3	TSP	Lap	Time	SE1	SP1	SE2	SP2	SE3	SP3	TSP
<b>53 Halder, DEU</b>									<b>theoretical besttime: 1:42.747</b>								
1	1:58.885	36.227	181	35.918	196	46.740	119	173	9	2:35.286	36.188	108	59.405	128	59.693	148	170
2	2:24.302	37.604	119	50.136	124	56.562	127	108	10	2:27.168	35.067	121	54.502	110	57.599	195	147
3	2:36.841	40.742	95	50.298	124	1:05.801	125	149	11	1:47.027	28.946	168	36.660	196	41.421	197	223
4	2:27.729	35.900	88	51.681	118	1:00.148	193	160	12	1:45.597	27.308	165	36.835	196	41.454	195	225
5	1:45.091	28.097	183	35.727	196	41.267	196	220	13	1:45.135	27.689	178	35.474	197	41.972	196	223
6	<b>1:43.559</b>	27.420	195	<b>35.015</b>	196	<b>41.124</b>	196	225	14	1:44.354	<b>26.608</b>	<b>194</b>	35.695	195	42.051	197	<b>226</b>
7	1:59.363	27.095	168	41.623	135	50.645	125	225	15	1:44.795	26.901	196	35.387	195	42.507	196	225
8	2:29.943	34.510	122	55.726	116	59.707	139	142	16	1:45.497	27.494	195	36.496	195	41.507	195	226

Lap	Time	SE1	SP1	SE2	SP2	SE3	SP3	TSP	Lap	Time	SE1	SP1	SE2	SP2	SE3	SP3	TSP
<b>54 Reicher, AUT</b>									<b>theoretical besttime: 1:42.430</b>								
1	1:53.938	34.610	196	35.796	195	43.532	120	169	9	2:35.387	36.572	124	59.417	140	59.398	160	163
2	2:23.864	38.079	115	50.123	147	55.662	163	122	10	2:30.219	35.505	118	54.471	119	1:00.243	194	151
3	2:34.965	40.770	132	50.496	148	1:03.699	161	147	11	1:43.240	26.696	198	35.110	193	41.434	194	221
4	2:32.720	38.263	116	52.754	151	1:01.703	192	133	12	1:43.083	26.589	198	35.047	193	41.447	193	222
5	1:43.104	26.852	197	35.041	196	<b>41.211</b>	194	220	13	1:43.344	26.660	198	35.098	194	41.586	194	220
6	<b>1:42.492</b>	<b>26.436</b>	197	<b>34.783</b>	<b>196</b>	41.273	<b>195</b>	221	14	1:43.343	26.646	199	35.104	194	41.593	194	221
7	1:59.697	26.819	198	41.597	122	51.281	160	206	15	1:43.368	26.614	200	35.122	194	41.632	193	<b>223</b>
8	2:29.070	34.184	136	56.472	130	58.414	161	152	16	1:43.833	26.875	198	35.165	193	41.793	194	222

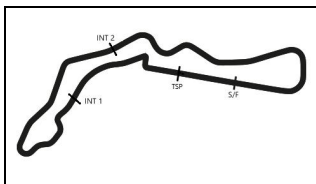
Lap	Time	SE1	SP1	SE2	SP2	SE3	SP3	TSP	Lap	Time	SE1	SP1	SE2	SP2	SE3	SP3	TSP
<b>55 Fugel, DEU</b>									<b>theoretical besttime: 1:43.860</b>								
1	2:12.759	39.427	182	37.189	187	56.143	134	185	9	2:35.306	35.157	98	1:00.211	140	59.938	117	165
2	2:24.396	36.196	110	47.293	100	1:00.907	111	139	10	2:21.922	33.249	114	53.960	137	54.713	193	160
3	2:34.233	37.113	91	49.838	96	1:07.282	139	174	11	1:45.741	27.019	189	37.036	189	41.686	195	220
4	2:21.104	35.269	124	49.365	117	56.470	194	111	12	1:45.332	<b>26.844</b>	<b>189</b>	36.750	192	41.738	194	221
5	1:45.354	27.495	189	36.035	193	41.824	194	222	13	1:45.327	26.996	192	35.982	194	42.349	189	222
6	<b>1:44.050</b>	26.981	192	35.644	190	<b>41.425</b>	<b>195</b>	220	14	1:44.505	27.083	196	<b>35.591</b>	<b>191</b>	41.831	194	218
7	2:00.491	26.846	188	42.748	112	50.897	158	222	15	1:45.326	26.972	194	36.266	189	42.088	193	<b>223</b>
8	2:31.399	34.185	119	56.620	113	1:00.594	109	129	16	1:44.808	27.093	193	35.716	189	41.999	194	220

Lap	Time	SE1	SP1	SE2	SP2	SE3	SP3	TSP	Lap	Time	SE1	SP1	SE2	SP2	SE3	SP3	TSP
<b>60 Prattes, DEU</b>									<b>theoretical besttime: 1:42.927</b>								
1	1:59.727	36.728	190	35.878	<b>196</b>	47.121	123	172	9	2:36.002	36.550	118	59.214	109	1:00.238	155	165
2	2:24.000	37.385	123	50.143	121	56.472	133	107	10	2:27.665	34.639	122	55.024	118	58.002	192	144
3	2:36.947	40.737	92	50.404	114	1:05.806	127	146	11	1:44.219	26.875	197	35.786	189	41.558	190	220
4	2:27.206	35.743	93	51.640	114	59.823	194	165	12	1:44.029	27.001	187	35.722	194	41.306	194	219
5	1:43.915	27.511	196	35.188	190	<b>41.216</b>	<b>195</b>	220	13	1:43.681	26.722	197	35.392	194	41.567	195	222
6	<b>1:43.144</b>	26.737	195	35.183	194	41.224	192	221	14	1:43.500	26.737	199	<b>35.127</b>	<b>193</b>	41.636	195	222
7	1:59.393	26.934	198	41.513	136	50.946	132	219	15	1:43.979	<b>26.584</b>	<b>200</b>	35.297	193	42.098	191	<b>223</b>
8	2:29.285	34.171	118	55.855	117	59.259	144	149	16	1:44.206	26.813	197	35.451	194	41.942	194	222

Lap	Time	SE1	SP1	SE2	SP2	SE3	SP3	TSP	Lap	Time	SE1	SP1	SE2	SP2	SE3	SP3	TSP
<b>77 Häußermann, DEU</b>									<b>theoretical besttime: 1:42.660</b>								
1	2:08.172	39.000	194	36.837	190	52.335	119	183	9	2:35.290	35.357	109	59.899	119	1:00.034	124	146
2	2:25.344	38.877	114	47.349	105	59.118	141	111	10	2:22.791	33.570	123	54.030	108	55.191	194	152
3	2:35.575	38.755	83	50.180	88	1:06.640	101	150	11	1:44.787	27.366	192	35.853	194	41.568	195	223
4	2:21.849	35.044	99	50.188	129	56.617	<b>198</b>	127	12	1:45.121	27.311	179	35.800	192	42.010	192	<b>225</b>
5	1:46.122	27.515	178	35.971	<b>194</b>	42.636	194	223	13	1:43.359	27.007	197	35.124	193	<b>41.228</b>	<b>194</b>	220
6	1:44.149	26.906	198	35.272	187	41.971	194	221	14	1:43.338	26.699	198	35.115	193	41.524	191	221
7	1:59.652	26.629	194	42.207	122	50.816	139	223	15	<b>1:43.247</b>	26.653	199	<b>35.055</b>	<b>193</b>	41.539	194	221
8	2:31.090	34.611	124	55.683	121	1:00.796	111	124	16	1:45.822	<b>26.377</b>	<b>198</b>	36.470	193	42.975	189	224







# ADAC TCR Germany

## Sector List Race 1

Provisional



Autodrom Most, Length: 4212m

Air temperature: N/A°C

Track temperature: N/A°C

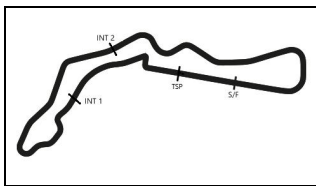
Weather condition: Dry

**DMSB** Reg. Nr.: DMSB 110/18

Saturday, April 28, 2018 11:50:00

Lap	Time	SE1	SP1	SE2	SP2	SE3	SP3	TSP	Lap	Time	SE1	SP1	SE2	SP2	SE3	SP3	TSP
<b>88</b>	Fugel, DEU	<b>theoretical besttime: 1:46.111</b>															
1	2:58.360	49.672	113	49.138	116	1:19.550			4	<b>1:46.111</b>	<b>27.333</b>	<b>189</b>	<b>36.038</b>	<b>190</b>	<b>42.740</b>	<b>192</b>	<b>218</b>
2	4:16.380	2:19.542	122	48.194	94	1:08.644	140		5	1:53.470	33.102	169	36.975	138	43.393	190	144
3	2:19.852	35.212	121	47.802	130	56.838	<b>192</b>	115	6	2:06.615	27.082	191	38.950	144	1:00.583		215

Lap	Time	SE1	SP1	SE2	SP2	SE3	SP3	TSP	Lap	Time	SE1	SP1	SE2	SP2	SE3	SP3	TSP
<b>99</b>	Sandberg, NLD	<b>theoretical besttime: 1:44.324</b>															
1	2:14.579	40.640	156	37.793	188	56.146	127	164	9	2:34.534	34.521	105	1:01.472	134	58.541	116	141
2	2:24.136	35.682	114	47.364	115	1:01.090	119	142	10	2:21.091	33.173	115	53.994	136	53.924	193	150
3	2:34.829	37.254	88	49.342	87	1:08.233	126	160	11	1:45.394	27.098	187	36.514	190	41.782	194	222
4	2:20.126	34.416	114	48.946	120	56.764	193	129	12	1:45.738	27.318	195	36.386	190	42.034	189	215
5	1:46.662	27.349	175	36.758	189	42.555	192	222	13	<b>1:44.985</b>	<b>26.975</b>	<b>196</b>	35.916	191	42.094	193	219
6	1:45.514	27.352	189	36.707	182	<b>41.455</b>	192	221	14	1:46.500	27.449	195	36.115	189	42.936	191	<b>223</b>
7	1:59.230	27.476	169	40.338	136	51.416	137	219	15	1:45.176	27.308	197	<b>35.894</b>	<b>191</b>	41.974	191	221
8	2:31.745	33.914	125	56.503	119	1:01.328	121	121	16	1:48.371	28.903	193	36.322	192	43.146	186	221



# ADAC TCR Germany

## Top speed list Race 1

Provisional



Autodrom Most, Length: 4212m

Air temperature: N/A°C

Track temperature: N/A°C

Weather condition: Dry

**DMSB** Reg. Nr.: DMSB 110/18

Saturday, April 28, 2018 11:50:00

#	Name (NAT)	Team	Car name	Speed	Lap	Race time
14	Niels Langeveld (NLD)	Racing One	Audi RS 3 LMS TCR	228.81	16	31:13.247
19	Max Hesse (DEU)	PROsport Performance	Audi RS 3 LMS TCR	228.32	5	9:31.528
44	Sandro Kaibach (DEU)	PROsport Performance	Audi RS 3 LMS TCR	228.32	5	9:34.213
6	Oliver Holdener (CHE)	Wolf-Power Racing	Cupra Leon TCR	227.84	16	31:09.902
11	Luke Wankmüller (DEU)	HP Racing International	Opel Astra TCR	226.89	14	27:51.101
53	Michelle Halder (DEU)	Profi-Car Team Halder	Cupra Leon TCR	226.41	14	27:50.760
39	Florian Thoma (CHE)	Team Engstler Europe	VW Golf GTI TCR 2018	225.46	5	9:34.469
77	Justin Häußermann (DEU)	Team Engstler Germany	VW Golf GTI TCR 2018	225.00	12	24:19.678
47	Niko Kankkunen (FIN)	Team Engstler Europe	VW Golf GTI TCR 2018	224.53	11	22:33.713
42	Lukas Niedertscheider (AUT)	Niedertscheider Motorsport Team	Peugeot 308 TCR	224.06	5	9:33.815
8	Luca Engstler (DEU)	Liqui Moly Team Engstler	VW Golf GTI TCR 2018	224.06	15	29:24.895
29	Jussi Kuusiniemi (FIN)	Positione Motorsport	VW Golf GTI TCR 2018	223.60	5	9:33.414
17	Jasmin Preisig (CHE)	Steibel Motorsport	Opel Astra TCR	223.60	11	22:37.993
99	Maurits Sandberg (NLD)	Racing One	Audi RS 3 LMS TCR	223.60	14	27:53.459
60	Loris Prattes (DEU)	TOPCAR Sport	Cupra Leon TCR	223.60	15	29:27.592
7	Mike Halder (DEU)	Team Honda ADAC Sachsen	Honda Civic TCR 2018	223.60	16	31:01.463
10	Benjamin Leuchter (DEU)	Max Kruse Racing	VW Golf GTI TCR 2018	223.14	14	27:50.450
54	Simon Reicher (AUT)	YACO Racing	Audi RS 3 LMS TCR	223.14	15	29:23.354
2	Petr Fulin (CZE)	Fullin Race Academy	Cupra Leon TCR	223.14	15	29:24.617
55	Marcel Fugel (DEU)	Profi-Car Team Halder	Honda Civic TCR 2017	223.14	15	29:36.812
30	Antti Buri (FIN)	LMS Racing	Audi RS 3 LMS TCR	223.14	16	31:01.065
3	Kai Jordan (DEU)	Team Engstler Germany	VW Golf GTI TCR 2018	222.22	12	24:21.199
33	J.C. Reynolds (CHE)	TOPCAR Sport	Cupra Leon TCR	221.76	5	9:36.752
22	Harald Proczyk (AUT)	HP Racing International	Opel Astra TCR	221.76	11	22:29.778
27	Theo Coicaud (FRA)	Liqui Moly Team Engstler	VW Golf GTI TCR 2018	219.06	5	9:32.070
88	Dominik Fugel (DEU)	Team Honda ADAC Sachsen	Honda Civic TCR 2018	218.18	4	9:39.558
23	Sebastian Steibel (DEU)	Steibel Motorsport	VW Golf GTI TCR 2016	42.87	1	32.825