

ADAC GT Masters

Result List Qualifying 1

Provisional



Autodrom Most, Length: 4212m

Air temperature: 17.2°C

Track temperature: 14.94°C

Weather condition: Dry

DMSB Reg. Nr.: DMSB 110/18

Saturday, April 28, 2018 9:15:00

started : 35 classified : 34 not classified : 1

Drivers	Team	Car	Lap	Best Time	Gap	Diff	Kph	Day Time
1 26 J.Schmidt(CHE)(J)/S.Mücke(DEU)	BWT Mücke Motorsport(DEU)	Audi R8 LMS	4	1:31.582			165.5	9:45:19
2 1 M.Kirchhöfer(DEU)/D.Keilwitz(DEU)	Callaway Competition(DEU)	Corvette C7 GT3	5	1:31.591	0.009	0.009	165.5	9:24:25
3 14 C.Zöchling(AUT)/J.Klingmann(DEU)	MRS GT-Racing(DEU)	BMW M6 GT3	4	1:31.595	0.013	0.004	165.5	9:28:46
4 47 M.Pommer(DEU)/M.Götz(DEU)	MANN-FILTER Team HTP Motorsport(D	Mercedes-AMG GT3	5	1:31.645	0.063	0.050	165.4	9:29:32
5 99 R.Renauer(DEU)/M.Jaminet(FRA)	Precote Herberth Motorsport(DEU)	Porsche 911 GT3 R	5	1:31.691	0.109	0.046	165.3	9:45:33
6 5 M.Hofer(AUT)(J)/P.Ellis(GBR)(J)	Phoenix Racing(DEU)	Audi R8 LMS	4	1:31.697	0.115	0.006	165.3	9:46:48
7 42 M.Jensen(DEN)(J)/T.Scheider(DEU)	BMW Team Schnitzer(DEU)	BMW M6 GT3	4	1:31.733	0.151	0.036	165.2	9:46:12
8 28 S.van der Linde(ZAF)(J)/K.van der Linde(ZAF)	MontaplastbyLand-Motorsport(DEU)	Audi R8 LMS	4	1:31.773	0.191	0.040	165.2	9:46:47
9 3 N.Rogivue(CHE)(J)/C.Jöns(DEU)	Aust Motorsport(DEU)	Audi R8 LMS	6	1:31.790	0.208	0.017	165.1	9:46:28
10 48 I.Dontje(NLD)(J)/M.Buhk(DEU)	MANN-FILTER Team HTP Motorsport(D	Mercedes-AMG GT3	4	1:31.922	0.340	0.132	164.9	9:27:42
11 33 F.Salaquarda(CZE)/F.Stippler(DEU)	Team ISR(CZE)	Audi R8 LMS	5	1:31.932	0.350	0.010	164.9	9:44:46
12 19 E.Perez Companc(ARG)(J)/F.Perera(FRA)	GRT Grasser-Racing-Team(AUT)	Lamborghini Huracan GT3	4	1:32.008	0.426	0.076	164.8	9:28:18
13 29 A.Picariello(BEL)(J)/C.Mies(DEU)	MontaplastbyLand-Motorsport(DEU)	Audi R8 LMS	4	1:32.014	0.432	0.006	164.7	9:21:53
14 13 S.Barth(DEU)(T)/C.Hürtgen(DEU)(T)	RWT Racing(AUT)	Corvette C7 GT3	5	1:32.032	0.450	0.018	164.7	9:26:54
15 63 M.Bortolotti(ITA)/A.Caldarelli(ITA)	ORANGE1 by GRT Grasser(AUT)	Lamborghini Huracan GT3	5	1:32.036	0.454	0.004	164.7	9:47:14
16 9 C.Dreyspring(DEU)(J)/G.Maggi(CHE)(J)	Honda Team Schubert Motorsport(DEU)	Honda NSX GT3	7	1:32.090	0.508	0.054	164.6	9:42:52
17 21 L.Stolz(DEU)(J)/S.Asch(DEU)	Team ZAKSPEED BKK Mobil Oil Racing	Mercedes-AMG GT3	7	1:32.148	0.566	0.058	164.5	9:44:50
18 7 D.Schwager(DEU)/L.Ludwig(DEU)	HB Racing(AUT)	Ferrari 488 GT3	6	1:32.161	0.579	0.013	164.5	9:26:03
19 6 O.Tunjo(COL)(J)/I.Lukashevich(RUS)	Phoenix Racing(DEU)	Audi R8 LMS	5	1:32.163	0.581	0.002	164.5	9:46:15
20 84 P.Assenheimer(DEU)(J)/C.Schmid(DEU)	AutoArenA Motorsport(DEU)	Mercedes-AMG GT3	5	1:32.194	0.612	0.031	164.4	9:24:33
21 20 K.Schramm(DEU)(J)/N.Sylvest(DNK)(J)	Team ZAKSPEED BKK Mobil Oil Racing	Mercedes-AMG GT3	4	1:32.227	0.645	0.033	164.4	9:28:15
22 25 R.Feller(CHE)(J)/C.Haase(DEU)	BWT Mücke Motorsport(DEU)	Audi R8 LMS	5	1:32.231	0.649	0.004	164.4	9:48:31
23 17 K.Estre(FRA)/T.Bernhard(DEU)	KÜS TEAM75 Bernhard(DEU)	Porsche 911 GT3 R	4	1:32.355	0.773	0.124	164.1	9:23:07
24 18 A.de Leener(BEL)/K.Bachler(AUT)	KÜS TEAM75 Bernhard(DEU)	Porsche 911 GT3 R	5	1:32.458	0.876	0.103	164.0	9:25:41
25 50 P.Geipel(DEU)/R.Frey(CHE)	YACO Racing	Audi R8 LMS	7	1:32.545	0.963	0.087	163.8	9:27:06
26 24 M.Ortmann(DEU)(J)/M.Winkelhock(DEU)	BWT Mücke Motorsport(DEU)	Audi R8 LMS	5	1:32.606	1.024	0.061	163.7	9:47:19
27 12 F.Spengler(DEU)/D.Vanhoor(BEL)	EFP by TECE(DEU)	Audi R8 LMS	6	1:32.618	1.036	0.012	163.7	9:44:30
28 53 M.Beretta(ITA)(J)/A.Vainio(FIN)(J)	Team Rosberg(DEU)	Lamborghini Huracan GT3	3	1:32.654	1.072	0.036	163.6	9:24:17
29 8 C.Friedrich(DEU)(J)/L.Arnold(DEU)	Car Collection Motorsport(DEU)	Mercedes-AMG GT3	4	1:32.835	1.253	0.181	163.3	9:47:21
30 11 E.Erhart(DEU)/P.Kaffer(DEU)	EFP by TECE(DEU)	Audi R8 LMS	10	1:32.869	1.287	0.034	163.2	9:50:44
31 69 J.Slooten(DEU)(T)/L.Luhr(DEU)	IronForce by RING POLICE(DEU)	Porsche 911 GT3 R	5	1:33.143	1.561	0.274	162.7	9:25:46
32 82 R.Ineichen(CHE)(T)/C.Engelhart(DEU)	GRT Grasser-Racing-Team(AUT)	Lamborghini Huracan GT3	3	1:33.291	1.709	0.148	162.5	9:27:00
33 35 J.Judek(DEU)(J)/J.Eriksson(SWE)	Team Rosberg(DEU)	Lamborghini Huracan GT3	4	1:33.389	1.807	0.098	162.3	9:25:05
34 4 R.Lips(CHE)(T)/M.Hackländer(DEU)	Aust Motorsport(DEU)	Audi R8 LMS	7	1:33.815	2.233	0.426	161.6	9:45:57

Not classified

43 D.Marschal(DEU)(J)/V.Bouveng(SWE)(J) BMW Team Schnitzer(DEU) BMW M6 GT3

Subject to final scrutineering!

Publication time:

Clerk of the Course: Michal Marek

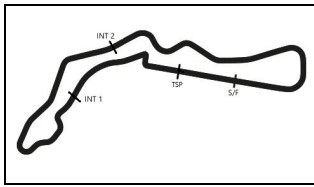
Timekeeper: Steffen Ruhl

ver: 1.0

www.adac.de/motorsport

Page 1 / 1 printed: 28.4.2018 9:54





ADAC GT Masters

Sector List Qualifying 1

Provisional



Autodrom Most, Length: 4212m

Air temperature: 17.2°C

Track temperature: 14.94°C

Weather condition: Dry

DMSB Reg. Nr.: DMSB 110/18

Saturday, April 28, 2018 9:15:00

Lap	Time	SE1	SP1	SE2	SP2	SE3	SP3	TSP	Lap	Time	SE1	SP1	SE2	SP2	SE3	SP3	TSP
5	1:33.209	24.311	218	31.816	215	37.082	215	244	11	2:04.728	24.233	218	33.217	209	1:07.278		244
6	1:33.043	24.156	219	31.853	215	37.034	215	243									

12 Spengler, DEU / Vanthoor, BEL

theoretical besttime: 1:32.618

1	13:23.600	12:00.991	190	41.558	196	41.051	212		6	1:32.618	24.126	218	31.496	217	36.996	214	244
2	1:53.226	24.923	217	33.112	205	55.191		241	7	1:37.570	24.195	220	35.555	201	37.820	214	243
3	9:34.075	8:19.716	173	33.728	210	40.631	213		8	1:32.907	24.234	219	31.596	214	37.077	213	244
4	1:33.181	24.461	219	31.709	215	37.011	213	242	9	1:46.914	24.186	219	31.599	216	51.129		243
5	1:33.312	24.339	219	31.960	216	37.013	216	243									

13 Barth, DEU / Hürtgen, DEU

theoretical besttime: 1:32.032

1	5:37.978	4:15.001	138	40.828	197	42.149	207		6	1:48.106	24.179	223	31.927	198	52.000		244
2	1:36.806	25.796	217	33.093	210	37.917	214	222	7	16:25.243	15:13.848	204	33.300	207	38.095	216	
3	1:32.450	24.106	221	31.536	219	36.808	215	244	8	1:32.853	24.029	222	31.687	218	37.137	214	242
4	1:34.595	24.183	224	32.256	215	38.156	216	243	9	1:33.496	24.163	223	31.771	218	37.562	214	244
5	1:32.032	24.016	223	31.250	223	36.766	217	246	10	1:45.339	24.099	223	31.675	216	49.565		244

14 Zöchling, AUT / Klingmann, DEU

theoretical besttime: 1:31.595

1	9:04.892	7:41.307	164	40.879	172	42.706	214		6	17:56.579	16:39.438	198	36.546	217	40.595	217	
2	1:36.633	25.155	203	34.098	217	37.380	219	242	7	1:32.922	24.320	223	31.615	219	36.987	217	244
3	1:32.709	24.212	223	31.564	219	36.933	219	247	8	1:46.430	24.254	224	31.739	216	50.437		246
4	1:31.595	23.986	224	31.240	220	36.369	217	246	9								
5	2:13.597	24.265	222	31.541	220	1:17.791		245									

17 Estre, FRA / Bernhard, DEU

theoretical besttime: 1:31.967

1	3:19.043	2:02.105	195	36.689	203	40.249	213		5	1:32.446	24.320	219	31.311	218	36.815	217	243
2	1:39.902	24.976	216	33.240	213	41.686	215	239	6	1:32.463	24.047	219	31.374	217	37.042	214	244
3	1:35.517	24.757	219	33.134	212	37.626	216	243	7	1:47.765	23.957	222	31.594	216	52.214		244
4	1:32.355	24.048	220	31.195	218	37.112	214	243									

18 de Leener, BEL / Bachler, AUT

theoretical besttime: 1:32.458

1	2:34.752	56.709	155	40.266	180	57.777			4	1:32.965	24.215	221	31.808	215	36.942	216	244
2	3:22.907	2:03.112	173	38.555	199	41.240	202		5	1:32.458	23.873	221	31.765	216	36.820	216	245
3	1:37.148	25.905	215	33.382	210	37.861	216	225	6	1:48.492	24.165	222	31.885	212	52.442		245

19 Perez Companc, ARG / Perera, FRA

theoretical besttime: 1:31.926

1	8:37.259	7:18.114	167	38.332	200	40.813	211		6	3:23.476	51.407	79	1:02.017	80	1:30.052		78
2	1:35.342	25.068	216	32.666	214	37.608	214	237	7	11:53.816	10:40.948	215	33.101	209	39.767	212	
3	1:32.601	24.135	218	31.711	216	36.755	215	242	8	1:32.521	24.139	217	31.447	216	36.935	214	240
4	1:32.008	23.978	219	31.425	216	36.605	215	242	9	1:33.699	24.246	218	32.303	210	37.150	214	242
5	1:36.493	24.081	219	31.343	217	41.069	76	243	10	1:54.353	27.281	188	33.775	211	53.297		242

20 Schramm, DEU / Sylvest, DNK

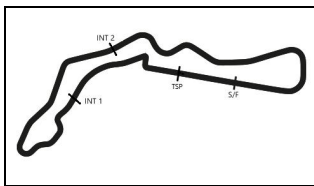
theoretical besttime: 1:32.137

1	8:32.512	7:13.685	167	37.234	201	41.593	201		6	3:28.085	51.210	75	1:07.108	77	1:29.767		76
2	1:36.487	25.476	214	33.247	211	37.764	216	219	7	8:07.971	6:53.187	194	35.180	157	39.604	216	
3	1:32.876	24.455	218	31.803	214	36.618	215	240	8	1:33.346	24.664	218	31.913	218	36.769	215	241
4	1:32.227	24.140	219	31.502	218	36.585	214	241	9	1:32.505	24.256	218	31.523	219	36.726	214	241
5	1:32.541	24.062	218	31.490	217	36.989	216	241	10	1:46.273	24.266	219	31.496	219	50.511		241

21 Stolz, DEU / Asch, DEU

theoretical besttime: 1:31.983

1	11:22.417	10:05.693	156	36.988	181	39.736	212		6	1:32.478	24.216	219	31.466	216	36.796	213	239
2	1:34.155	25.015	217	32.330	213	36.810	215	236	7	1:32.148	24.040	219	31.430	216	36.678	214	240
3	1:32.201	24.109	218	31.345	216	36.747	215	241	8	1:32.194	23.960	219	31.381	216	36.853	213	241
4	2:58.533	32.716	69	1:04.231	81	1:21.586		240	9	1:51.647	23.970	220	31.692	216	55.985		241
5	9:17.830	8:08.231	216	32.325	212	37.274	212										



ADAC GT Masters

Sector List Qualifying 1

Provisional



Autodrom Most, Length: 4212m

Air temperature: 17.2°C

Track temperature: 14.94°C

Weather condition: Dry

DMSB Reg. Nr.: DMSB 110/18

Saturday, April 28, 2018 9:15:00

Lap	Time	SE1	SP1	SE2	SP2	SE3	SP3	TSP	Lap	Time	SE1	SP1	SE2	SP2	SE3	SP3	TSP
24	Ortmann, DEU / Winkelhock, DEU									theoretical besttime: 1:32.358							
1	26:03.238	24:46.985	129	37.267	204	38.986	211		5	1:32.606	24.146	218	31.617	216	36.843	213	244
2	1:34.234	25.031	217	32.408	216	36.795	214	238	6	1:32.764	24.116	219	31.652	216	36.996	214	243
3	1:32.634	24.331	218	31.678	216	36.625	215	242	7	1:40.996	24.235	219	34.984	123	41.777	213	244
4	1:35.998	24.217	219	33.703	125	38.078	214	244	8	1:44.978	24.160	218	31.814	216	49.004		243

25	Feller, CHE / Haase, DEU									theoretical besttime: 1:31.942							
1	27:16.209	25:57.650	180	36.767	199	41.792	209		5	1:32.231	23.991	219	31.340	217	36.900	213	244
2	1:37.533	25.538	212	34.350	211	37.645	214	238	6	1:32.264	24.124	219	31.382	218	36.758	212	243
3	1:32.443	24.287	219	31.545	218	36.611	214	243	7	1:32.246	24.090	218	31.402	216	36.754	213	242
4	1:32.291	24.049	220	31.431	216	36.811	216	243	8	1:46.679	24.115	219	31.941	181	50.623		242

26	Schmidt, CHE / Mücke, DEU									theoretical besttime: 1:31.560							
1	3:45.217	1:11.966	97	1:03.664	78	1:29.587			4	1:31.582	24.016	219	31.085	219	36.481	215	244
2	23:29.044	22:03.285	170	36.459	126	49.300	214		5	1:37.567	24.122	219	33.541	132	39.904	215	246
3	1:32.350	24.326	217	31.549	216	36.475	216	242	6	1:52.402	24.000	219	31.347	219	57.055		244

28	van der Linde, ZAF / van der Linde, ZAF									theoretical besttime: 1:31.628							
1	27:02.555	25:43.158	185	36.507	172	42.890	213		4	1:31.773	24.096	219	31.263	218	36.414	216	243
2	1:32.928	24.494	218	31.843	214	36.591	216	241	5	1:32.639	23.951	219	31.382	217	37.306	215	243
3	1:39.416	24.394	146	36.934	213	38.088	215	244	6	1:46.237	24.048	219	31.527	217	50.662		243

29	Picariello, BEL / Mies, DEU									theoretical besttime: 1:31.891							
1	2:13.460	55.680	173	36.472	200	41.308	210		5	1:35.134	24.109	218	31.558	216	39.467	215	243
2	1:34.539	24.921	200	32.539	214	37.079	216	237	6	1:32.107	24.110	218	31.326	218	36.671	214	243
3	1:32.207	24.149	218	31.317	217	36.741	214	243	7	1:49.197	24.423	194	33.056	202	51.718		243
4	1:32.014	24.070	218	31.440	217	36.504	214	243									

33	Salaquarda, CZE / Stippler, DEU									theoretical besttime: 1:31.792							
1	17:04.784	14:40.685	143	56.882	72	1:27.217			5	1:31.932	24.080	220	31.318	219	36.534	217	246
2	8:03.342	6:40.186	137	38.323	169	44.833	215		6	1:35.139	24.068	221	31.683	216	39.388	217	246
3	1:33.195	24.727	220	31.798	218	36.670	219	243	7	1:32.892	24.200	220	31.520	217	37.172	218	246
4	1:32.104	24.117	220	31.581	219	36.406	218	246	8	1:45.037	24.166	222	31.576	218	49.295		246

35	Judek, DEU / Eriksson, SWE									theoretical besttime: 1:33.389							
1	5:14.740	3:47.482	124	41.640	146	45.618	165		8	3:28.000	51.602	72	1:06.254	80	1:30.144		80
2	1:42.459	30.785	181	33.866	209	37.808	210	148	9	13:43.033	12:30.766	189	33.813	206	38.454	210	
3	1:34.232	24.491	216	32.194	213	37.547	212	238	10	1:34.465	24.532	216	32.239	211	37.694	208	238
4	1:33.389	24.315	216	31.954	214	37.120	211	239	11	1:34.483	24.496	216	32.324	212	37.663	210	237
5	1:33.885	24.410	216	32.106	211	37.369	212	238	12	1:34.379	24.369	216	32.325	210	37.685	210	237
6	1:34.132	24.383	216	32.347	212	37.402	210	239	13	1:53.969	24.437	216	32.455	210	57.077		238
7	1:35.163	24.424	216	32.209	210	38.530	205	239									

42	Jensen, DEN / Scheider, DEU									theoretical besttime: 1:31.563							
1	26:21.831	25:06.534	206	35.010	212	40.287	215		4	1:31.733	23.951	222	31.340	220	36.442	219	245
2	1:39.813	25.878	216	34.660	213	39.275	218	225	5	1:45.305	23.781	223	33.436		48.088	217	247
3	1:38.264	24.434	221	31.993	217	41.837	218	246	6	2:12.237	26.777	123	45.814	126	59.646		245

43	Marschall, DEU / Bouveng, SWE									theoretical besttime:							
1		13:06.721	140	39.009	182												

47	Pommer, DEU / Götz, DEU									theoretical besttime: 1:31.645							
1	8:20.330	7:00.462	151	39.097	183	40.771	212		7	13:24.781	12:14.089	217	31.988	216	38.704	217	
2	1:35.640	25.162	215	32.816	206	37.662	217	238	8	1:32.599	24.387	218	31.478	217	36.734	217	242
3	1:32.265	24.214	219	31.556	218	36.495	217	242	9	1:36.954	24.273	219	31.394	218	41.287	217	243
4	1:31.760	24.029	220	31.242	220	36.489	217	243	10	1:33.628	24.114	219	31.573	219	37.941	218	243
5	1:31.645	23.965	219	31.205	219	36.475	216	243	11	2:08.838	24.168	219	33.038	154	1:11.632		243

ver: 1.0

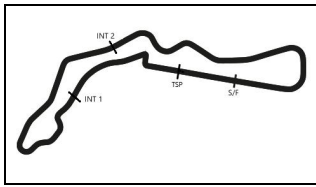
www.adac.de/motorsport

Page 3/ 5 printed: 28.4.2018 9:54



Premium-Serienpartner





ADAC GT Masters

Sector List Qualifying 1

Provisional



Autodrom Most, Length: 4212m

Air temperature: 17.2°C

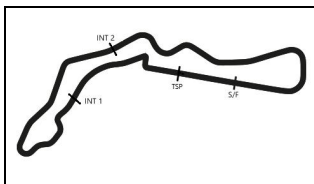
Track temperature: 14.94°C

Weather condition: Dry

DMSB Reg. Nr.: DMSB 110/18

Saturday, April 28, 2018 9:15:00

Lap	Time	SE1	SP1	SE2	SP2	SE3	SP3	TSP	Lap	Time	SE1	SP1	SE2	SP2	SE3	SP3	TSP	
99		Renauer, DEU / Jaminet, FRA															theoretical besttime: 1:31.691	
1	7:37.131	5:59.217	125	41.430	170	56.484			5	1:31.691	23.994	221	31.265	218	36.432	217	244	
2	18:09.233	16:56.821	139	34.597	212	37.815	215		6	1:39.445	25.305	173	36.935	213	37.205	218	245	
3	1:38.182	24.487	220	35.693	214	38.002	219	242	7	1:35.478	24.401	220	33.394	210	37.683	217	246	
4	1:36.401	24.528	219	34.997	203	36.876	217	245	8	1:45.429	24.087	221	31.673	213	49.669		244	



ADAC GT Masters

Top speed list Qualifying 1

Provisional



Autodrom Most, Length: 4212m

Air temperature: 17.2°C

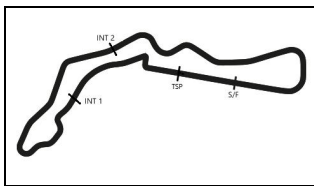
Track temperature: 14.94°C

Weather condition: Dry

DMSB Reg. Nr.: DMSB 110/18

Saturday, April 28, 2018 9:15:00

#	Name (NAT)	Team	Car name	Speed	Lap	Race time
14	Christopher Zöchling (AUT)	MRS GT-Racing (DEU)	BMW M6 GT3	247.13	3	10:45.905
9	Christopher Dreyspring (DEU)	Honda Team Schubert Motorsport (DEU)	Honda NSX GT3	247.13	4	14:39.168
42	Mikkel Jensen (DEN)	BMW Team Schnitzer (DEU)	BMW M6 GT3	247.13	5	22:54.695
1	Marvin Kirchhöfer (DEU)	Callaway Competition (DEU)	Corvette C7 GT3	246.57	5	7:57.284
33	Filip Salaquarda (CZE)	Team ISR (CZE)	Audi R8 LMS	246.57	6	21:28.423
99	Robert Renauer (DEU)	Precote Herberth Motorsport (DEU)	Porsche 911 GT3 R	246.57	7	23:55.159
13	Sven Barth (DEU)	Racing (AUT)	Corvette C7 GT3	246.01	5	10:26.244
26	Jeffrey Schmidt (CHE)	BWT Mücke Motorsport (DEU)	Audi R8 LMS	246.01	5	22:01.289
3	Nikolaj Rogivue (CHE)	Aust Motorsport (DEU)	Audi R8 LMS	246.01	7	23:10.197
5	Max Hofer (AUT)	Phoenix Racing (DEU)	Audi R8 LMS	246.01	5	23:30.837
18	Adrien de Leener (BEL)	KÜS TEAM75 Bernhard (DEU)	Porsche 911 GT3 R	245.45	5	9:12.197
6	Oscar Tunjo (COL)	Phoenix Racing (DEU)	Audi R8 LMS	245.45	6	22:58.069
17	Kevin Estre (FRA)	KÜS TEAM75 Bernhard (DEU)	Porsche 911 GT3 R	244.89	6	9:43.698
28	Sheldon van der Linde (ZAF)	Montaplast by Land-Motorsport (DEU)	Audi R8 LMS	244.89	3	20:18.592
25	Ricardo Feller (CHE)	BWT Mücke Motorsport (DEU)	Audi R8 LMS	244.89	5	23:41.583
11	Elia Erhart (DEU)	EFP by TECE (DEU)	Audi R8 LMS	244.34	5	18:08.332
12	Florian Spengler (DEU)	EFP by TECE (DEU)	Audi R8 LMS	244.34	6	19:40.519
24	Mike David Ortmann (DEU)	BWT Mücke Motorsport (DEU)	Audi R8 LMS	244.34	4	20:53.229
29	Alessio Picariello (BEL)	Montaplast by Land-Motorsport (DEU)	Audi R8 LMS	243.79	3	3:52.457
50	Philip Geipel (DEU)	YACO Racing	Audi R8 LMS	243.79	4	5:52.300
47	Markus Pommer (DEU)	MANN-FILTER Team HTP Motorsport (DEU)	Mercedes-AMG GT3	243.79	5	13:04.451
4	Remo Lips (CHE)	Aust Motorsport (DEU)	Audi R8 LMS	243.79	3	13:30.617
48	Indy Dontje (NLD)	MANN-FILTER Team HTP Motorsport (DEU)	Mercedes-AMG GT3	243.24	5	12:45.909
19	Ezequiel Perez Companc (ARG)	GRT Grasser-Racing-Team (AUT)	Lamborghini Huracan GT3	243.24	5	13:21.677
84	Patrick Assenheimer (DEU)	AutoArenA Motorsport (DEU)	Mercedes-AMG GT3	242.69	5	8:05.194
82	Rolf Ineichen (CHE)	GRT Grasser-Racing-Team (AUT)	Lamborghini Huracan GT3	242.15	5	13:37.652
7	Dominik Schwager (DEU)	HB Racing (AUT)	Ferrari 488 GT3	241.61	4	6:21.406
20	Kim Luis Schramm (DEU)	Team ZAKSPEED BKK Mobil Oil Racing (DEU)	Mercedes-AMG GT3	241.61	4	11:46.366
21	Luca Stolz (DEU)	Team ZAKSPEED BKK Mobil Oil Racing (DEU)	Mercedes-AMG GT3	241.61	8	21:32.912
8	Christopher Friedrich (DEU)	Car Collection Motorsport (DEU)	Mercedes-AMG GT3	241.61	4	22:31.351
63	Mirko Bortolotti (ITA)	ORANGE1 by GRT Grasser (AUT)	Lamborghini Huracan GT3	241.07	5	22:24.427
69	Jan-Erik Slooten (DEU)	IronForce by RING POLICE (DEU)	Porsche 911 GT3 R	240.53	5	9:16.501
35	Jonathan Judek (DEU)	Team Rosberg (DEU)	Lamborghini Huracan GT3	239.46	4	8:35.960
53	Michele Beretta (ITA)	Team Rosberg (DEU)	Lamborghini Huracan GT3	239.46	4	9:20.855



ADAC GT Masters

Pit Stops Qualifying 1

Provisional



Autodrom Most, Length: 4212m

Air temperature: 17.2°C

Track temperature: 14.94°C

Weather condition: Dry

DMSB Reg. Nr.: DMSB 110/18

Saturday, April 28, 2018 9:15:00

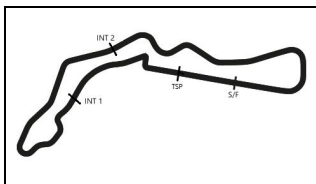
Nr	Driver in	Day time in	Time in	Driver out	Day time out	Time out	Nett Time
18	Adrien de Leener	9:17:21.223	2:20.819	Adrien de Leener	9:19:09.327	4:08.923	1:48.104
26	Jeffrey Schmidt	9:18:31.140	3:30.736	Jeffrey Schmidt	9:40:21.043	16:59.301	21:49.903
99	Robert Renauer	9:22:24.336	7:23.932	Robert Renauer	9:39:05.691	15:43.949	16:41.355
8	Christopher Friedrich	9:23:02.531	8:02.127	Christopher Friedrich	9:42:29.882	19:08.140	19:27.351
1	Marvin Kirchhöfer	9:25:55.630	10:55.226	Marvin Kirchhöfer	9:47:23.949	24:02.207	21:28.319
29	Alessio Picariello	9:26:35.906	11:35.502				
18	Adrien de Leener	9:27:16.040	12:15.636				
84	Patrick Assenheimer	9:27:40.523	12:40.119	Patrick Assenheimer	9:43:55.947	20:34.205	16:15.424
17	Kevin Estre	9:27:46.850	12:46.446				
13	Sven Barth	9:28:29.248	13:28.844	Sven Barth	9:43:28.618	20:06.876	14:59.370
7	Dominik Schwager	9:29:15.107	14:14.703	Dominik Schwager	9:42:26.373	19:04.631	13:11.266
12	Florian Spengler	9:30:03.887	14:39.168	Florian Spengler	9:38:09.447	14:47.705	8:05.560
4	Remo Lips	9:30:07.766	14:39.168	Remo Lips	9:39:36.879	16:15.137	9:29.113
82	Rolf Ineichen	9:30:19.264	14:39.168	Rolf Ineichen	9:38:45.008	15:23.266	8:25.744
50	Philip Geipel	9:30:39.325	14:39.168	Philip Geipel	9:43:06.093	19:44.351	12:26.768
11	Elia Erhart	9:30:42.626	14:39.168	Elia Erhart	9:38:10.675	14:48.933	7:28.049
14	Christopher Zöchling	9:30:46.657	14:39.168	Christopher Zöchling	9:47:10.547	23:48.805	16:23.890
53	Michele Beretta	9:30:55.689	14:39.168	Michele Beretta	9:46:13.291	22:51.549	15:17.602
63	Mirko Bortolotti	9:31:01.867	14:39.168	Mirko Bortolotti	9:40:50.632	17:28.890	9:48.765
69	Jan-Erik Slooten	9:31:09.249	14:39.168	Jan-Erik Slooten	9:38:07.753	14:46.011	6:58.504
48	Indy Dontje	9:31:40.580	14:39.168	Indy Dontje	9:45:12.390	21:50.648	13:31.810
3	Nikolaj Rogivue	9:31:49.280	14:39.168	Nikolaj Rogivue	9:38:20.488	14:58.746	6:31.208
33	Filip Salaquarda	9:31:51.194	14:39.168	Filip Salaquarda	9:38:13.642	14:51.900	6:22.448
21	Luca Stolz	9:32:14.642	14:39.168	Luca Stolz	9:40:11.437	16:49.695	7:56.795
47	Markus Pommer	9:32:17.199	14:39.168	Markus Pommer	9:44:20.063	20:58.321	12:02.864
9	Christopher Dreyspring	9:32:30.342	14:39.168	Christopher Dreyspring	9:38:08.430	14:46.688	5:38.088
20	Kim Luis Schramm	9:33:00.930	14:39.168	Kim Luis Schramm	9:39:42.658	16:20.916	6:41.728
35	Jonathan Judek	9:33:02.497	14:39.168	Jonathan Judek	9:45:19.386	21:57.644	12:16.889
19	Ezequiel Perez Companc	9:33:04.376	14:39.168	Ezequiel Perez Companc	9:43:33.583	20:11.841	10:29.207
69	Jan-Erik Slooten	9:42:55.775	19:34.033				
20	Kim Luis Schramm	9:46:00.992	22:39.250				
4	Remo Lips	9:47:34.866	24:13.124				
9	Christopher Dreyspring	9:47:38.580	24:16.838				
21	Luca Stolz	9:48:00.975	24:39.233				
3	Nikolaj Rogivue	9:48:02.085	24:40.343				
26	Jeffrey Schmidt	9:48:33.149	25:11.407				
12	Florian Spengler	9:49:14.507	25:52.765				
50	Philip Geipel	9:49:20.512	25:58.770				
33	Filip Salaquarda	9:49:25.515	26:03.773				
13	Sven Barth	9:49:46.107	26:24.365				
28	Sheldon van der Linde	9:49:52.787	26:31.045				
42	Mikkel Jensen	9:49:56.623	26:34.881				
19	Ezequiel Perez Companc	9:49:58.812	26:37.070				
5	Max Hofer	9:50:00.333	26:38.591				
48	Indy Dontje	9:50:12.237	26:50.495				
7	Dominik Schwager	9:50:14.874	26:53.132				
99	Robert Renauer	9:50:20.313	26:58.571				

ver: 1.0

www.adac.de/motorsport

Page 1 / 2 printed: 28.4.2018 9:54





ADAC GT Masters

Pit Stops Qualifying 1

Provisional



Autodrom Most, Length: 4212m

Air temperature: 17.2°C

Track temperature: 14.94°C

Weather condition: Dry

DMSB Reg. Nr.: DMSB 110/18

Saturday, April 28, 2018 9:15:00

Nr	Driver in	Day time in	Time in	Driver out	Day time out	Time out	Nett Time
82	Rolf Ineichen	9:51:20.120	27:58.378				
84	Patrick Assenheimer	9:51:50.233	28:28.491				
63	Mirko Bortolotti	9:51:58.623	28:36.881				
14	Christopher Zöchling	9:52:02.183	28:40.441				
24	Mike David Ortmann	9:52:04.561	28:42.819				
1	Marvin Kirchhöfer	9:52:15.690	28:53.948				
47	Markus Pommer	9:52:28.141	29:06.399				
11	Elia Erhart	9:52:29.882	29:08.140				
53	Michele Beretta	9:52:34.061	29:12.319				
6	Oscar Tunjo	9:52:39.761	29:18.019				
25	Ricardo Feller	9:53:09.039	29:47.297				
35	Jonathan Judek	9:53:23.370	30:01.628				
8	Christopher Friedrich	9:53:33.085	30:11.343				