

# ADAC TCR Germany

## Result List Qualifying 1



Provisional

**DMSB** Reg. Nr.: DMSB 110/18

Autodrom Most, Length: 4212m

Air temperature: 18.95°C

Track temperature: 18.65°C

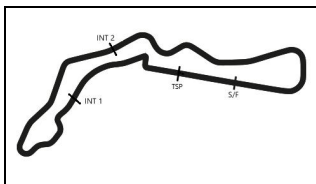
Weather condition: Dry

Friday, April 27, 2018 17:50:00

started : 27      classified : 27      not classified : 0

Nr.	Drivers	Team	Lap	Best Time	Gap	Diff	Kph	Day Time
Cl.	Car	Competitor						
1	19 <b>M.Hesse(DEU)</b> R Audi RS 3 LMS TCR	<b>PROsport Performance</b> Prosport Performance GmbH	10	<b>1:41.035</b>			150.0	18:11:09
2	2 <b>P.Fulin(CZE)</b> Cupra Leon TCR	<b>Fullin Race Academy</b> Fullin Race Academy	9	<b>1:41.262</b>	0.227	0.227	149.7	18:15:28
3	22 <b>H.Proczyk(AUT)</b> Opel Astra TCR	<b>HP Racing International</b> HP Racing International	6	<b>1:41.275</b>	0.240	0.013	149.7	18:03:58
4	54 <b>S.Reicher(AUT)</b> Audi RS 3 LMS TCR	<b>YACO Racing</b> YACO Racing	6	<b>1:41.343</b>	0.308	0.068	149.6	18:06:59
5	27 <b>T.Coicaud(FRA)</b> VW Golf GTI TCR 2018	<b>Liqui Moly Team Engstler</b> LIQUI MOLY Team Engstler	10	<b>1:41.457</b>	0.422	0.114	149.4	18:12:55
6	30 <b>A.Buri(FIN)</b> Audi RS 3 LMS TCR	<b>LMS Racing</b> LMS Racing	8	<b>1:41.514</b>	0.479	0.057	149.3	18:13:32
7	53 <b>M.Halder(DEU)</b> R Cupra Leon TCR	<b>Profi-Car Team Halder</b> Profi-Car Team Halder	9	<b>1:41.546</b>	0.511	0.032	149.3	18:12:10
8	29 <b>J.Kuusiniemi(FIN)</b> VW Golf GTI TCR 2018	<b>Positione Motorsport</b> Positione Motorsport	11	<b>1:41.580</b>	0.545	0.034	149.2	18:15:31
9	7 <b>M.Halder(DEU)</b> Honda Civic TCR 2018	<b>Team Honda ADAC Sachsen</b> ADAC Sachsen e.V.	4	<b>1:41.598</b>	0.563	0.018	149.2	17:58:47
10	6 <b>O.Holdener(CHE)</b> Cupra Leon TCR	<b>Wolf-Power Racing</b> Wolf-Power Racing	11	<b>1:41.616</b>	0.581	0.018	149.2	18:12:23
11	60 <b>L.Prattes(DEU)</b> R Cupra Leon TCR	<b>TOPCAR Sport</b> TOPCAR Sport	12	<b>1:41.616</b>	0.581		149.2	18:15:57
12	8 <b>L.Engstler(DEU)</b> VW Golf GTI TCR 2018	<b>Liqui Moly Team Engstler</b> LIQUI MOLY Team Engstler	12	<b>1:41.618</b>	0.583	0.002	149.2	18:16:09
13	14 <b>N.Langeveld(NLD)</b> Audi RS 3 LMS TCR	<b>Racing One</b> Racing One	4	<b>1:41.649</b>	0.614	0.031	149.1	18:00:09
14	44 <b>S.Kaibach(DEU)</b> Audi RS 3 LMS TCR	<b>PROsport Performance</b> Prosport Performance GmbH	10	<b>1:41.653</b>	0.618	0.004	149.1	18:11:21
15	88 <b>D.Fugel(DEU)</b> Honda Civic TCR 2018	<b>Team Honda ADAC Sachsen</b> ADAC Sachsen e.V.	5	<b>1:41.740</b>	0.705	0.087	149.0	17:59:30
16	42 <b>L.Niedertscheider(AUT)</b> Peugeot 308 TCR	<b>Niedertscheider Motorsport Team</b> Niedertscheider Motorsport Team	10	<b>1:41.799</b>	0.764	0.059	148.9	18:10:44
17	47 <b>N.Kankunen(FIN)</b> VW Golf GTI TCR 2018	<b>Team Engstler Europe</b> LIQUI MOLY Team Engstler	6	<b>1:41.872</b>	0.837	0.073	148.8	18:04:14
18	39 <b>F.Thoma(CHE)</b> VW Golf GTI TCR 2018	<b>Team Engstler Europe</b> LIQUI MOLY Team Engstler	10	<b>1:41.883</b>	0.848	0.011	148.8	18:12:09
19	11 <b>L.Wankmüller(DEU)</b> R Opel Astra TCR	<b>HP Racing International</b> HP Racing International	7	<b>1:42.077</b>	1.042	0.194	148.5	18:06:07
20	10 <b>B.Leuchter(DEU)</b> VW Golf GTI TCR 2018	<b>Max Kruse Racing</b> Max Kruse Racing	6	<b>1:42.093</b>	1.058	0.016	148.5	18:03:07
21	3 <b>K.Jordan(DEU)</b> VW Golf GTI TCR 2018	<b>Team Engstler Germany</b> LIQUI MOLY Team Engstler	11	<b>1:42.101</b>	1.066	0.008	148.5	18:16:21
22	77 <b>J.Häußermann(DEU)</b> R VW Golf GTI TCR 2018	<b>Team Engstler Germany</b> LIQUI MOLY Team Engstler	8	<b>1:42.108</b>	1.073	0.007	148.5	18:07:43
23	23 <b>S.Steibel(DEU)</b> VW Golf GTI TCR 2016	<b>Steibel Motorsport</b> AMC-Burgau e.V.	7	<b>1:42.581</b>	1.546	0.473	147.8	18:04:56
24	17 <b>J.Preisig(CHE)</b> Opel Astra TCR	<b>Steibel Motorsport</b> AMC-Burgau e.V.	8	<b>1:42.629</b>	1.594	0.048	147.7	18:06:52
25	55 <b>M.Fugel(DEU)</b> R Honda Civic TCR 2017	<b>Profi-Car Team Halder</b> Profi-Car Team Halder	4	<b>1:42.829</b>	1.794	0.200	147.4	17:57:53
26	33 <b>J.Reynolds(CHE)</b> Cupra Leon TCR	<b>TOPCAR Sport</b> TOPCAR Sport	9	<b>1:43.848</b>	2.813	1.019	146.0	18:09:11





# ADAC TCR Germany

## Result List Qualifying 1

Provisional



Autodrom Most, Length: 4212m

Air temperature: 18.95°C

Track temperature: 18.65°C

Weather condition: Dry

**DMSB** Reg. Nr.: DMSB 110/18

Friday, April 27, 2018 17:50:00

started : 27      classified : 27      not classified : 0

Nr. Drivers	Team	Lap	Best Time	Gap	Diff	Kph	Day Time
Cl. Car	Competitor						
27 99 M.Sandberg(NLD)	Racing One	7	1:44.174	3.139	0.326	145.5	18:05:52
Audi RS 3 LMS TCR	Racing One						

Classification limit: 110%      Time: 1:51.138

Subject to final scrutineering!

Publication time:

Clerk of the Course: Michal Marek

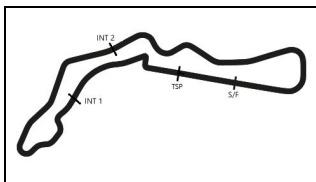
Timekeeper: Steffen Ruhl

ver: 1.0

[www.adac.de/motorsport](http://www.adac.de/motorsport)

Page 2/ 2 printed: 27.4.2018 18:19





# ADAC TCR Germany

## Class Result List Qualifying 1



Provisional

Autodrom Most, Length: 4212m

Air temperature: 18.95°C

Track temperature: 18.65°C

Weather condition: Dry

**DMSB** Reg. Nr.: DMSB 110/18

Friday, April 27, 2018 17:50:00

started : 27      classified : 27      not classified : 0

Nr.	Drivers	Team	Lap	Best Time	Gap	Diff	Kph	Day Time
	Car	Competitor						

### CLASS: Honda Rookie Challenge

Started: 6

Classified: 6

Not Classified: 0

1	19	<b>M.Hesse(DEU)</b> Audi RS 3 LMS TCR	<b>PROsport Performance</b> Prosport Performance GmbH	10	<b>1:41.035</b>			150.0	18:11:09
2	53	<b>M.Halder(DEU)</b> Cupra Leon TCR	<b>Profi-Car Team Halder</b> Profi-Car Team Halder	9	<b>1:41.546</b>	0.511	0.511	149.3	18:12:10
3	60	<b>L.Prattes(DEU)</b> Cupra Leon TCR	<b>TOPCAR Sport</b> TOPCAR Sport	12	<b>1:41.616</b>	0.581	0.070	149.2	18:15:57
4	11	<b>L.Wankmüller(DEU)</b> Opel Astra TCR	<b>HP Racing International</b> HP Racing International	7	<b>1:42.077</b>	1.042	0.461	148.5	18:06:07
5	77	<b>J.Häußermann(DEU)</b> VW Golf GTI TCR 2018	<b>Team Engstler Germany</b> LIQUI MOLY Team Engstler	8	<b>1:42.108</b>	1.073	0.031	148.5	18:07:43
6	55	<b>M.Fugel(DEU)</b> Honda Civic TCR 2017	<b>Profi-Car Team Halder</b> Profi-Car Team Halder	4	<b>1:42.829</b>	1.794	0.721	147.4	17:57:53

Classification limit: 110%      Time: 1:51.138

Subject to final scrutineering!

Publication time:

Clerk of the Course: Michal Marek

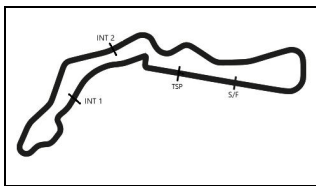
Timekeeper: Steffen Ruhl

ver: 1.0

[www.adac.de/motorsport](http://www.adac.de/motorsport)

Page 1/ 1 printed: 27.4.2018 18:19





# ADAC TCR Germany



## Sector List Qualifying 1

Provisional

**DMSB** Reg. Nr.: DMSB 110/18

Autodrom Most, Length: 4212m

Air temperature: 18.95°C

Track temperature: 18.65°C

Weather condition: Dry

Friday, April 27, 2018 17:50:00

Lap	Time	SE1	SP1	SE2	SP2	SE3	SP3	TSP	Lap	Time	SE1	SP1	SE2	SP2	SE3	SP3	TSP
<b>2 Fulin, CZE</b>									<b>theoretical besttime: 1:41.136</b>								
1	3:17.644	1:41.994	117	45.404	101	50.246	195		6	2:14.016	30.274	99	38.480	187	1:05.262		224
2	1:43.533	26.693	198	35.840	188	41.000	195	223	7	9:43.891	8:26.291	179	36.451	191	41.149	195	
3	1:41.662	<b>26.238</b>	198	34.736	194	40.688	<b>196</b>	223	8	1:41.649	26.550	198	34.624	195	<b>40.475</b>	<b>196</b>	222
4	1:41.879	26.392	199	34.805	195	40.682	196	224	9	<b>1:41.262</b>	26.262	199	<b>34.423</b>	<b>195</b>	40.577	195	<b>225</b>
5	1:41.961	26.393	<b>200</b>	34.658	<b>195</b>	40.910	196	225									

Lap	Time	SE1	SP1	SE2	SP2	SE3	SP3	TSP	Lap	Time	SE1	SP1	SE2	SP2	SE3	SP3	TSP
<b>3 Jordan, DEU</b>									<b>theoretical besttime: 1:41.949</b>								
1	2:14.414	49.836	142	40.189	166	44.389	151		7	1:42.490	26.406	199	35.063	193	41.021	197	223
2	1:50.896	31.034	190	37.587	184	42.275	178	147	8	1:57.725	<b>26.187</b>	<b>200</b>	35.366	191	56.172		<b>225</b>
3	2:03.430	28.608	195	36.473	188	58.349		173	9	5:00.299	3:41.433	177	37.717	188	41.149	195	
4	4:40.293	3:22.574	193	35.759	193	41.960	<b>198</b>		10	1:42.514	26.691	197	34.909	192	<b>40.914</b>	<b>194</b>	222
5	1:43.857	26.498	193	35.396	191	41.963	196	225	11	<b>1:42.101</b>	26.248	199	<b>34.848</b>	<b>193</b>	41.005	194	222
6	1:42.664	26.290	200	35.441	192	40.933	195	224									

Lap	Time	SE1	SP1	SE2	SP2	SE3	SP3	TSP	Lap	Time	SE1	SP1	SE2	SP2	SE3	SP3	TSP
<b>6 Holdener, CHE</b>									<b>theoretical besttime: 1:41.414</b>								
1	2:35.510	1:03.013	126	43.962	155	48.535	182		8	3:59.147	2:29.036	150	44.494	114	45.617	184	
2	1:50.431	28.683	176	39.837	190	41.911	197	208	9	1:49.385	28.506	166	39.060	181	41.819	198	211
3	1:43.104	26.606	199	35.400	194	41.098	<b>199</b>	225	10	1:42.080	26.152	201	35.373	193	<b>40.555</b>	<b>197</b>	225
4	1:42.318	26.293	198	35.200	194	40.825	197	226	11	<b>1:41.616</b>	<b>26.026</b>	<b>199</b>	34.919	194	40.671	197	225
5	1:42.469	26.107	195	35.187	194	41.175	198	226	12	1:41.782	26.313	199	<b>34.833</b>	<b>195</b>	40.636	198	226
6	1:42.019	26.072	200	35.116	194	40.831	196	226	13	2:02.045	26.328	199	35.344	195	1:00.373		<b>227</b>
7	1:54.665	26.356	<b>201</b>	35.370	192	52.939		224									

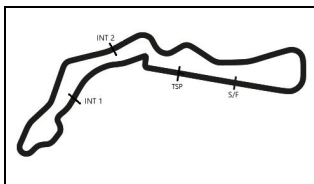
Lap	Time	SE1	SP1	SE2	SP2	SE3	SP3	TSP	Lap	Time	SE1	SP1	SE2	SP2	SE3	SP3	TSP
<b>7 Halder, DEU</b>									<b>theoretical besttime: 1:41.550</b>								
1	3:39.365	2:17.351	169	39.498	185	42.516	191		4	<b>1:41.598</b>	26.536	198	<b>34.647</b>	<b>195</b>	<b>40.415</b>	<b>197</b>	<b>223</b>
2	1:43.487	27.511	193	35.305	193	40.671	196	217	5	1:58.861	27.194	193	35.345	192	56.322		204
3	1:42.135	<b>26.488</b>	<b>198</b>	34.876	183	40.771	196	222									

Lap	Time	SE1	SP1	SE2	SP2	SE3	SP3	TSP	Lap	Time	SE1	SP1	SE2	SP2	SE3	SP3	TSP
<b>8 Engstler, DEU</b>									<b>theoretical besttime: 1:41.536</b>								
1	2:07.606	43.141	158	40.332	180	44.133	191		7	1:45.035	<b>26.158</b>	<b>199</b>	38.182	182	40.695	195	<b>225</b>
2	1:47.744	27.847	183	37.779	175	42.118	192	216	8	1:42.392	26.716	197	34.856	193	40.820	195	223
3	2:08.623	27.326	194	36.292	185	1:05.005		217	9	1:41.948	26.230	198	34.841	193	40.877	195	222
4	3:48.445	2:29.634	166	37.134	186	41.677	196		10	1:57.709	26.324	199	34.862	194	56.523		224
5	1:42.586	26.760	194	35.165	192	40.661	<b>196</b>	224	11	4:02.597	2:41.512	160	39.865	182	41.220	196	
6	1:41.663	26.235	<b>200</b>	<b>34.724</b>	192	40.704	196	224	12	<b>1:41.618</b>	26.232	198	34.732	189	<b>40.654</b>	<b>194</b>	223

Lap	Time	SE1	SP1	SE2	SP2	SE3	SP3	TSP	Lap	Time	SE1	SP1	SE2	SP2	SE3	SP3	TSP
<b>10 Leuchter, DEU</b>									<b>theoretical besttime: 1:41.765</b>								
1	2:03.994	40.786	149	38.806	162	44.402	191		7	1:42.123	<b>26.293</b>	<b>196</b>	34.838	191	40.992	195	219
2	1:44.190	27.222	196	35.457	191	41.511	194	218	8	1:57.867	26.544	196	34.682	191	56.641		<b>220</b>
3	2:00.681	26.664	195	35.431	189	58.586		219	9	5:30.399	4:05.990	136	41.431	181	42.978	192	
4	3:52.830	2:19.661	148	43.189	141	49.980	193		10	1:42.224	26.586	195	<b>34.642</b>	<b>190</b>	40.996	194	219
5	1:42.426	26.781	195	34.815	190	<b>40.830</b>	194	219	11	2:05.485	27.172	193	34.775	192	1:03.538		220
6	<b>1:42.093</b>	26.427	<b>198</b>	34.696	190	40.970	193	219									

Lap	Time	SE1	SP1	SE2	SP2	SE3	SP3	TSP	Lap	Time	SE1	SP1	SE2	SP2	SE3	SP3	TSP
<b>11 Wankmüller, DEU</b>									<b>theoretical besttime: 1:41.770</b>								
1	2:27.960	1:00.334	125	42.265	180	45.361	192		8	1:43.290	26.625	200	35.410	189	41.255	197	224
2	2:05.212	28.033	178	37.166	185	1:00.013		215	9	1:46.918	27.164	147	38.558	188	41.196	198	<b>225</b>
3	4:35.627	3:17.848	189	36.378	187	41.401	196		10	1:42.105	<b>26.092</b>	<b>201</b>	34.926	193	41.087	196	225
4	1:42.460	26.488	200	34.915	190	41.057	196	223	11	1:48.572	26.185	201	39.151	166	43.236	196	224
5	1:42.187	26.397	200	34.851	192	<b>40.939</b>	<b>198</b>	224	12	1:42.449	26.250	201	34.943	192	41.256	196	224
6	1:50.483	30.944	123	38.451	190	41.088	197	190	13	1:42.863	26.274	200	35.175	191	41.414	195	224
7	<b>1:42.077</b>	26.197	200	<b>34.739</b>	<b>193</b>	41.141	196	224									





# ADAC TCR Germany

## Sector List Qualifying 1

Provisional



Autodrom Most, Length: 4212m

Air temperature: 18.95°C

Track temperature: 18.65°C

Weather condition: Dry

**DMSB** Reg. Nr.: DMSB 110/18

Friday, April 27, 2018 17:50:00

Lap	Time	SE1	SP1	SE2	SP2	SE3	SP3	TSP	Lap	Time	SE1	SP1	SE2	SP2	SE3	SP3	TSP
<b>14</b> Langeveld, NLD									<b>theoretical besttime: 1:41.420</b>								
1	2:18.963	39.228	142	39.690	176	1:00.045			5	1:41.994	26.271	201	34.869	192	40.854	196	225
2	4:25.981	3:07.044	193	37.507	187	41.430	<b>198</b>		6	2:01.820	27.469	193	37.816	137	56.535		225
3	1:41.711	26.226	199	34.859	<b>194</b>	<b>40.626</b>	198	<b>226</b>	7	9:29.559	8:08.316	160	38.723	185	42.520	196	
4	<b>1:41.649</b>	26.269	200	<b>34.632</b>	194	40.748	196	226	8	2:20.550	<b>26.162</b>	<b>188</b>	45.278	151	1:09.110		224

<b>17</b> Preisig, CHE									<b>theoretical besttime: 1:42.399</b>								
1	2:21.447	53.485	133	41.605	172	46.357	184		7	1:42.754	26.548	198	<b>35.161</b>	<b>193</b>	41.045	196	224
2	2:03.553	28.704	176	37.320	189	57.529		186	8	<b>1:42.629</b>	<b>26.264</b>	<b>198</b>	35.265	192	41.100	196	224
3	3:45.396	2:22.285	161	40.141	170	42.970	197		9	1:43.559	26.835	194	35.616	191	41.108	196	224
4	1:43.278	26.542	194	35.571	192	41.165	<b>197</b>	224	10	1:57.606	26.463	197	35.552	193	55.591		224
5	1:45.416	27.626	169	36.252	191	41.538	197	220	11	3:27.863	2:03.309	137	42.180	149	42.374	196	
6	1:47.137	28.317	158	37.013	189	41.807	196	207	12	1:42.907	26.458	196	35.475	193	<b>40.974</b>	<b>196</b>	<b>225</b>

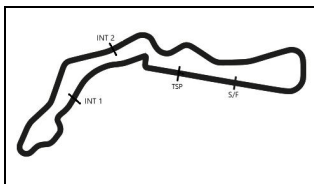
<b>19</b> Hesse, DEU									<b>theoretical besttime: 1:41.035</b>								
1	1:59.874	36.212	158	39.349	162	44.313	194		7	1:53.321	26.280	202	34.955	192	52.086		227
2	1:59.921	28.397	164	36.826	175	54.698		222	8	3:29.993	2:13.322	165	36.044	194	40.627	199	
3	3:14.309	1:56.765	180	36.304	190	41.240	199		9	1:41.181	26.123	202	34.595	195	40.463	197	<b>228</b>
4	1:41.831	26.441	200	34.808	196	40.582	196	227	10	<b>1:41.035</b>	<b>26.033</b>	<b>201</b>	<b>34.553</b>	<b>196</b>	<b>40.449</b>	<b>198</b>	227
5	1:45.208	26.183	201	34.607	<b>196</b>	44.418	198	227	11	1:58.461	27.600	178	36.182	182	54.679		214
6	1:41.868	26.256	201	34.664	194	40.948	196	228									

<b>22</b> Proczyk, AUT									<b>theoretical besttime: 1:41.274</b>								
1	2:26.296	59.286	129	42.054	173	44.956	195		6	<b>1:41.275</b>	<b>26.111</b>	<b>198</b>	<b>34.547</b>	<b>192</b>	40.617	195	221
2	2:03.889	27.916	193	36.548	188	59.425		214	7	1:50.951	26.370	198	37.039	174	47.542	197	222
3	4:18.756	2:56.086	168	38.779	183	43.891	196		8	1:45.011	26.897	189	36.564	190	41.550	198	<b>225</b>
4	1:45.039	26.746	196	36.243	187	42.050	196	222	9	1:41.667	26.212	198	34.600	193	40.855	195	225
5	1:41.780	26.163	198	35.001	190	<b>40.616</b>	195	223	10	2:12.387	28.523	179	38.158	173	1:05.706		190

<b>23</b> Steibel, DEU									<b>theoretical besttime: 1:42.419</b>								
1	2:24.693	57.113	124	42.242	154	45.338	191		8	1:42.768	26.529	196	34.989	191	41.250	194	220
2	1:46.201	27.714	194	36.269	188	42.218	192	216	9	1:45.341	26.676	196	37.013	192	41.652	194	219
3	2:01.182	27.304	196	35.903	189	57.975		217	10	1:45.578	26.717	197	35.328	188	43.533	195	219
4	3:33.186	2:11.632	160	38.965	161	42.589	194		11	1:43.412	26.745	197	35.049	192	41.618	194	219
5	1:44.898	27.777	158	35.907	190	41.214	<b>195</b>	219	12	1:43.756	<b>26.489</b>	<b>196</b>	35.687	191	41.580	192	220
6	1:42.707	26.644	<b>197</b>	35.022	189	<b>41.041</b>	195	<b>221</b>	13	1:43.460	26.650	196	35.151	191	41.659	193	219
7	<b>1:42.581</b>	26.594	197	<b>34.889</b>	<b>192</b>	41.098	195	221									

<b>27</b> Coicaud, FRA									<b>theoretical besttime: 1:41.300</b>								
1	2:04.296	43.649	151	38.383	184	42.264	<b>195</b>		7	1:56.746	26.517	195	35.150	189	55.079		221
2	1:44.315	27.152	183	35.731	190	41.432	193	221	8	3:22.263	2:01.866	191	37.546	183	42.851	194	
3	2:01.123	26.988	195	35.304	190	58.831		220	9	1:41.607	<b>26.233</b>	<b>196</b>	34.775	192	40.599	194	220
4	4:57.836	3:35.978	185	38.057	180	43.801	195		10	<b>1:41.457</b>	26.390	196	<b>34.511</b>	<b>192</b>	<b>40.556</b>	<b>193</b>	220
5	1:42.832	26.575	195	35.420	188	40.837	192	220	11	1:45.472	26.771	193	34.972	190	43.729	194	221
6	1:42.112	26.411	195	34.989	190	40.712	193	219	12	1:41.869	26.269	196	34.567	193	41.033	192	<b>221</b>

<b>29</b> Kuusiniemi, FIN									<b>theoretical besttime: 1:41.498</b>								
1	2:52.941	1:23.103	144	43.142	157	46.696	166		7	1:42.116	<b>26.301</b>	<b>198</b>	34.862	191	40.953	194	222
2	2:07.493	30.217	165	37.750	186	59.526		176	8	1:56.388	26.368	199	35.119	190	54.901		220
3	4:43.476	3:09.518	149	43.005	120	50.953	180		9	3:30.133	2:11.868	182	36.830	187	41.435	195	
4	1:49.684	31.624	168	37.041	189	41.019	195	155	10	1:42.407	26.981	198	34.786	191	<b>40.640</b>	<b>196</b>	221
5	1:42.105	26.659	197	34.738	<b>191</b>	40.708	195	221	11	<b>1:41.580</b>	26.303	199	<b>34.557</b>	<b>188</b>	40.720	195	<b>223</b>
6	1:42.186	26.501	198	34.729	191	40.956	195	221									



# ADAC TCR Germany



## Sector List Qualifying 1

Provisional

**DMSB** Reg. Nr.: DMSB 110/18

Autodrom Most, Length: 4212m

Air temperature: 18.95°C

Track temperature: 18.65°C

Weather condition: Dry

Friday, April 27, 2018 17:50:00

Lap	Time	SE1	SP1	SE2	SP2	SE3	SP3	TSP	Lap	Time	SE1	SP1	SE2	SP2	SE3	SP3	TSP
<b>30</b>	<b>Buri, FIN</b>								<b>theoretical besttime: 1:41.328</b>								
1	2:10.875	33.757	152	39.719	183	57.399			6	2:03.332	26.845	191	35.766	188	1:00.721		225
2	4:41.072	3:22.514	156	37.022	191	41.536	<b>199</b>		7	7:39.379	6:20.571	169	37.262	189	41.546	198	
3	1:41.900	26.423	199	34.911	<b>194</b>	40.566	198	<b>226</b>	8	<b>1:41.514</b>	26.214	199	34.801	192	<b>40.499</b>	<b>198</b>	224
4	1:51.445	30.310	139	39.569	174	41.566	198	226	9	1:41.572	<b>26.115</b>	<b>200</b>	34.763	189	40.694	198	225
5	1:41.659	26.235	<b>200</b>	<b>34.714</b>	194	40.710	196	225									

<b>33</b>	<b>Reynolds, CHE</b>								<b>theoretical besttime: 1:43.462</b>								
1	2:55.089	1:24.546	131	43.616	176	46.927	185		8	1:44.153	27.003	197	35.675	190	<b>41.475</b>	<b>194</b>	220
2	1:52.928	30.207	169	38.800	184	43.921	191	183	9	<b>1:43.848</b>	26.672	198	35.641	189	41.535	192	221
3	1:46.514	27.366	192	36.767	186	42.381	194	219	10	1:44.054	<b>26.467</b>	<b>199</b>	35.702	188	41.885	195	221
4	1:46.700	27.513	194	36.715	186	42.472	194	221	11	1:44.145	26.758	198	<b>35.520</b>	<b>189</b>	41.867	194	<b>222</b>
5	2:03.036	27.109	193	36.240	185	59.687		222	12	1:44.757	26.574	200	36.233	188	41.950	194	222
6	3:29.528	2:04.673	167	39.259	175	45.596	192		13	1:45.796	26.783	193	37.032	151	41.981	194	221
7	1:49.027	27.178	196	38.092	178	43.757	192	218									

<b>39</b>	<b>Thoma, CHE</b>								<b>theoretical besttime: 1:41.612</b>								
1	2:21.633	44.662	149	39.542	169	57.429			7	1:54.509	26.541	197	35.101	192	52.867		221
2	3:55.705	2:36.088	156	37.964	184	41.653	195		8	3:38.074	2:17.908	158	38.355	179	41.811	194	
3	1:46.279	27.388	197	37.370	186	41.521	195	221	9	1:42.150	26.445	197	34.794	192	40.911	195	221
4	1:42.815	26.464	198	35.197	<b>194</b>	41.154	<b>196</b>	<b>223</b>	10	<b>1:41.883</b>	26.151	199	<b>34.726</b>	<b>193</b>	41.006	194	221
5	1:42.597	26.285	<b>199</b>	35.466	192	<b>40.846</b>	195	223	11	1:42.222	26.324	199	34.739	193	41.159	194	223
6	1:42.417	26.348	198	35.009	192	41.060	193	222	12	1:42.629	<b>26.040</b>	<b>198</b>	35.045	187	41.544	194	222

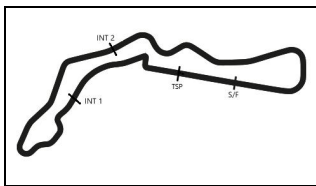
<b>42</b>	<b>Niedertscheider, AUT</b>								<b>theoretical besttime: 1:41.739</b>								
1	2:46.660	1:19.528	119	42.833	179	44.299	193		8	1:55.685	26.442	201	35.319	192	53.924		224
2	1:49.908	29.956	170	37.987	187	41.965	196	190	9	3:44.845	2:23.475	144	38.414	176	42.956	196	
3	1:43.195	27.007	200	35.130	194	41.058	<b>197</b>	223	10	<b>1:41.799</b>	<b>26.028</b>	<b>201</b>	34.746	196	41.025	197	223
4	1:42.337	26.246	201	35.064	193	41.027	197	<b>225</b>	11	1:44.282	26.327	202	34.933	194	43.022	194	224
5	1:47.178	26.408	200	35.198	195	45.572	195	223	12	1:41.853	26.142	201	<b>34.726</b>	<b>194</b>	<b>40.985</b>	<b>196</b>	222
6	1:49.295	28.190	158	38.640	186	42.465	196	216	13	1:42.275	26.260	200	34.797	193	41.218	195	223
7	1:42.373	26.276	201	34.983	193	41.114	196	223									

<b>44</b>	<b>Kaibach, DEU</b>								<b>theoretical besttime: 1:41.305</b>								
1	2:15.861	38.425	157	39.816	183	57.620			7	3:20.000	1:55.344	156	41.845	154	42.811	197	
2	3:32.271	2:04.784	161	42.317	168	45.170	197		8	1:44.403	28.353	185	35.658	192	<b>40.392</b>	<b>198</b>	226
3	1:44.219	26.378	200	34.999	193	42.842	175	225	9	1:41.715	26.297	201	<b>34.833</b>	<b>195</b>	40.585	196	<b>227</b>
4	1:43.199	27.799	198	34.966	193	40.434	198	204	10	<b>1:41.653</b>	26.181	201	34.836	194	40.636	197	226
5	1:42.838	<b>26.080</b>	201	34.929	192	41.829	191	226	11	2:01.249	26.252	201	34.861	191	1:00.136		225
6	1:54.076	26.378	<b>201</b>	35.406	192	52.292	221										

<b>47</b>	<b>Kankkunen, FIN</b>								<b>theoretical besttime: 1:41.746</b>								
1	2:09.835	45.799	149	39.376	176	44.660	191		7	1:43.833	26.243	197	36.432	181	41.158	196	222
2	1:47.566	27.380	188	37.245	183	42.941	193	216	8	1:41.924	26.237	196	34.911	192	40.776	196	222
3	2:07.996	27.184	193	36.551	184	1:04.261		216	9	1:56.732	27.491	195	35.744	189	53.497		222
4	4:39.511	3:17.978	149	39.198	180	42.335	195		10	3:14.725	1:55.546	164	37.661	184	41.518	192	
5	1:46.865	28.209	181	36.889	146	41.767	<b>197</b>	219	11	1:43.156	27.058	194	35.220	190	40.878	196	216
6	<b>1:41.872</b>	26.285	196	<b>34.837</b>	<b>192</b>	<b>40.750</b>	196	<b>223</b>	12	1:42.071	<b>26.159</b>	<b>196</b>	34.996	190	40.916	193	221

<b>53</b>	<b>Halder, DEU</b>								<b>theoretical besttime: 1:41.389</b>								
1	2:48.316	1:04.632	132	43.158	159	1:00.526			6	2:08.077	26.928	200	37.577	171	1:03.572		225
2	4:04.960	2:42.798	152	39.222	160	42.940	<b>200</b>		7	4:38.438	3:13.849	167	41.915	175	42.674	198	
3	1:42.516	26.822	195	35.208	194	40.486	199	226	8	1:42.599	26.777	197	35.254	192	40.568	198	226
4	1:41.794	26.407	199	34.933	193	40.454	198	<b>226</b>	9	<b>1:41.546</b>	<b>26.241</b>	<b>201</b>	<b>34.705</b>	<b>195</b>	40.600	198	226
5	1:41.645	26.347	199	34.855	193	<b>40.443</b>	198	225	10	2:01.484	26.495	183	35.610	194	59.379		226





# ADAC TCR Germany

## Sector List Qualifying 1

Provisional



Autodrom Most, Length: 4212m

Air temperature: 18.95°C

Track temperature: 18.65°C

Weather condition: Dry

**DMSB** Reg. Nr.: DMSB 110/18

Friday, April 27, 2018 17:50:00

Lap	Time	SE1	SP1	SE2	SP2	SE3	SP3	TSP	Lap	Time	SE1	SP1	SE2	SP2	SE3	SP3	TSP
<b>54</b>	Reicher, AUT								<b>theoretical besttime: 1:41.217</b>								
1	5:16.988	3:56.084	180	37.768	184	43.136	195		5	1:41.575	<b>26.213</b>	<b>200</b>	34.851	191	40.511	197	225
2	1:58.433	27.154	198	36.636	187	54.643		223	6	<b>1:41.343</b>	26.296	199	<b>34.610</b>	<b>194</b>	40.437	198	<b>225</b>
3	4:38.635	3:21.804	192	35.933	191	40.898	<b>198</b>		7	2:11.406	29.421	153	43.706	140	58.279		211
4	1:41.690	26.469	<b>200</b>	34.827	192	<b>40.394</b>	197	225									

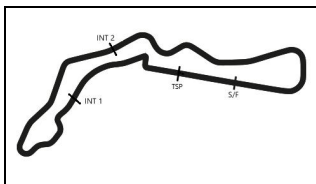
<b>55</b>	Fugel, DEU								<b>theoretical besttime: 1:42.767</b>								
1	2:42.854	1:16.019	132	41.764	157	45.071	192		7	1:44.069	26.627	196	35.580	190	41.862	195	219
2	1:44.389	27.717	193	35.649	192	41.023	196	213	8	1:47.241	26.575	196	39.211	180	41.455	194	220
3	1:42.843	<b>26.373</b>	<b>197</b>	35.493	191	<b>40.977</b>	<b>196</b>	221	9	1:45.953	28.967	187	35.711	190	41.275	196	221
4	<b>1:42.829</b>	26.400	197	<b>35.417</b>	<b>192</b>	41.012	193	<b>223</b>	10	1:43.240	26.431	196	35.551	190	41.258	195	221
5	2:07.908	31.788	160	38.058	184	58.062		220	11	2:00.272	26.705	196	36.221	182	57.346		220
6	2:43.362	1:25.472	193	36.799	188	41.091	192		12	4:16.317	2:58.634	179	36.238	190	41.445	192	

<b>60</b>	Prattes, DEU								<b>theoretical besttime: 1:41.475</b>								
1	2:28.668	1:01.401	132	42.123	170	45.144	174		7	1:52.884	26.455	199	42.674	127	43.755	196	222
2	1:48.090	28.779	183	36.567	188	42.744	194	207	8	1:42.004	<b>26.365</b>	<b>198</b>	34.811	192	40.828	195	222
3	2:04.390	27.449	195	36.293	189	1:00.648		203	9	2:02.680	26.382	199	38.211	166	58.087		<b>223</b>
4	3:30.444	2:08.243	180	39.367	180	42.834	186		10	3:17.772	1:55.026	168	38.741	171	44.005	192	
5	1:56.772	32.660	131	42.839	186	41.273	193	185	11	1:49.365	29.932	149	37.442	189	41.991	195	215
6	1:42.109	26.487	198	34.883	192	40.739	195	221	12	<b>1:41.616</b>	26.506	198	<b>34.625</b>	<b>194</b>	<b>40.485</b>	<b>195</b>	222

<b>77</b>	Häußermann, DEU								<b>theoretical besttime: 1:41.792</b>								
1	2:14.004	49.080	140	40.022	163	44.902	146		7	1:49.352	<b>26.572</b>	<b>199</b>	39.773	132	43.007	194	222
2	1:50.091	30.551	194	36.628	187	42.912	170	154	8	<b>1:42.108</b>	26.583	199	34.723	194	40.802	195	223
3	2:02.430	28.768	197	35.884	191	57.778		173	9	1:54.715	26.958	199	35.198	193	52.559		223
4	4:39.083	3:17.246	150	39.161	180	42.676	<b>197</b>		10	4:07.847	2:51.278	191	35.935	190	<b>40.634</b>	<b>195</b>	
5	1:43.017	27.214	198	34.956	191	40.847	195	<b>223</b>	11	1:43.859	28.279	196	<b>34.586</b>	<b>195</b>	40.994	194	223
6	1:42.517	26.757	<b>199</b>	34.979	193	40.781	195	222									

<b>88</b>	Fugel, DEU								<b>theoretical besttime: 1:41.567</b>								
1	2:39.005	1:08.395	103	43.169	135	47.441	192		6	2:08.366	29.168	163	39.374	169	59.824		220
2	1:44.273	27.092	192	36.326	190	40.855	194	218	7	10:17.960	9:02.385	191	35.228	191	40.347	194	
3	1:42.050	26.686	193	34.915	192	40.449	193	219	8	1:43.797	<b>26.568</b>	<b>194</b>	36.852	189	40.377	194	220
4	1:41.907	26.636	193	<b>34.791</b>	<b>192</b>	40.480	193	219	9	1:42.582	26.628	194	35.159	191	40.795	192	<b>221</b>
5	<b>1:41.740</b>	26.687	194	34.845	192	<b>40.208</b>	<b>194</b>	219									

<b>99</b>	Sandberg, NLD								<b>theoretical besttime: 1:43.947</b>								
1	3:08.645	1:29.280	122	48.845	133	50.520	181		7	<b>1:44.174</b>	26.569	197	35.936	186	<b>41.669</b>	<b>193</b>	220
2	2:12.013	30.653	164	41.287	173	1:00.073		198	8	1:59.061	<b>26.528</b>	<b>197</b>	35.988	188	56.545		221
3	3:29.850	2:06.223	162	39.425	148	44.202	<b>194</b>		9	2:59.456	1:41.064	194	36.440	186	41.952	193	
4	1:47.158	27.368	191	37.174	183	42.616	191	<b>221</b>	10	1:44.430	26.593	198	<b>35.750</b>	<b>186</b>	42.087	189	221
5	1:44.995	26.709	198	36.235	185	42.051	192	219	11	1:45.437	27.448	197	36.028	187	41.961	191	219
6	1:45.031	27.320	<b>199</b>	35.934	184	41.777	193	215	12	1:44.638	26.817	198	35.973	187	41.848	193	220



# ADAC TCR Germany

## Top speed list Qualifying 1

Provisional



Autodrom Most, Length: 4212m

Air temperature: 18.95°C

Track temperature: 18.65°C

Weather condition: Dry

**DMSB** Reg. Nr.: DMSB 110/18

Friday, April 27, 2018 17:50:00

#	Name (NAT)	Team	Car name	Speed	Lap	Race time
19	Max Hesse (DEU)	PROsport Performance	Audi RS 3 LMS TCR	228.81	9	17:51.091
44	Sandro Kaibach (DEU)	PROsport Performance	Audi RS 3 LMS TCR	227.84	9	18:01.658
6	Oliver Holdener (CHE)	Wolf-Power Racing	Cupra Leon TCR	227.36	13	24:09.333
30	Antti Buri (FIN)	LMS Racing	Audi RS 3 LMS TCR	226.89	3	6:56.744
53	Michelle Halder (DEU)	Profi-Car Team Halder	Cupra Leon TCR	226.89	4	8:40.589
14	Niels Langeveld (NLD)	Racing One	Audi RS 3 LMS TCR	226.41	3	6:49.758
54	Simon Reicher (AUT)	YACO Racing	Audi RS 3 LMS TCR	225.94	6	15:22.140
3	Kai Jordan (DEU)	Team Engstler Germany	VW Golf TCR 2018	225.46	8	16:02.875
11	Luke Wankmüller (DEU)	HP Racing International	Opel Astra TCR	225.46	9	17:54.126
2	Petr Fulin (CZE)	Fullin Race Academy	Cupra Leon TCR	225.46	9	23:51.048
42	Lukas Niedertscheider (AUT)	Niedertscheider Motorsport Team	Peugeot 308 TCR	225.00	4	6:24.588
8	Luca Engstler (DEU)	Liqui Moly Team Engstler	VW Golf GTI TCR 2018	225.00	7	13:21.514
22	Harald Proczyk (AUT)	HP Racing International	Opel Astra TCR	225.00	8	15:52.831
17	Jasmin Preisig (CHE)	Steibel Motorsport	Opel Astra TCR	225.00	12	24:05.475
7	Mike Halder (DEU)	Team Honda ADAC Sachsen	Honda Civic TCR 2018	223.60	4	7:09.846
39	Florian Thoma (CHE)	Team Engstler Europe	VW Golf GTI TCR 2018	223.60	4	8:08.489
77	Justin Häußermann (DEU)	Team Engstler Germany	VW Golf GTI TCR 2018	223.60	5	10:50.465
55	Marcel Fugel (DEU)	Profi-Car Team Halder	Honda Civic TCR 2017	223.14	4	6:14.947
47	Niko Kankkunen (FIN)	Team Engstler Europe	VW Golf GTI TCR 2018	223.14	6	12:36.631
60	Loris Prattes (DEU)	TOPCAR Sport	Cupra Leon TCR	223.14	9	17:10.233
29	Jussi Kuusiniemi (FIN)	Positione Motorsport	VW Golf GTI TCR 2018	223.14	11	23:53.801
33	J.C. Reynolds (CHE)	TOPCAR Sport	Cupra Leon TCR	222.68	11	20:59.759
99	Maurits Sandberg (NLD)	Racing One	Audi RS 3 LMS TCR	221.76	4	8:55.417
23	Sebastian Steibel (DEU)	Steibel Motorsport	VW Golf GTI TCR 2016	221.76	6	11:35.051
27	Theo Coicaud (FRA)	Liqui Moly Team Engstler	VW Golf GTI TCR 2018	221.76	12	24:44.966
88	Dominik Fugel (DEU)	Team Honda ADAC Sachsen	Honda Civic TCR 2018	221.31	9	23:44.013
10	Benjamin Leuchter (DEU)	Max Kruse Racing	VW Golf GTI TCR 2018	220.85	8	14:53.263