

ADAC GT Masters

Result List Free Practice 2



Provisional

DMSB Reg. Nr.: DMSB 110/18

Autodrom Most, Length: 4212m

Air temperature: 19.05°C

Track temperature: 18.57°C

Weather condition: Dry

Friday, April 27, 2018 16:35:00

started : 34 classified : 34 not classified : 0

	Drivers	Team	Car	Lap	Best Time	Gap	Diff	Kph	Day Time
1	14 C.Zöchling(AUT)/J.Klingmann(DEU)	MRS GT-Racing(DEU)	BMW M6 GT3	22	1:32.270			164.3	17:26:29
2	12 F.Spengler(DEU)/D.Vanthoor(BEL)	EFB by TECE(DEU)	Audi R8 LMS	17	1:32.290	0.020	0.020	164.2	17:15:23
3	21 L.Stolz(DEU)(J)/S.Asch(DEU)	TeamZAKSPEEDBKKMobilOilRacing	Mercedes-AMG GT3	19	1:32.413	0.143	0.123	164.0	17:19:02
4	42 M.Jensen(DEN)(J)/T.Scheider(DEU)	BMW Team Schnitzer(DEU)	BMW M6 GT3	17	1:32.464	0.194	0.051	163.9	17:15:18
5	29 A.Picariello(BEL)(J)/C.Mies(DEU)	MontaplastbyLand-Motorsport(DEU)	Audi R8 LMS	4	1:32.503	0.233	0.039	163.9	16:45:43
6	9 C.Dreyspring(DEU)(J)/G.Maggi(CHE)(J)	Honda Team Schubert Motorsport(DEU)	Honda NSX GT3	26	1:32.550	0.280	0.047	163.8	17:27:59
7	43 D.Marschall(DEU)(J)/V.Bouveng(SWE)(J)	BMW Team Schnitzer(DEU)	BMW M6 GT3	16	1:32.572	0.302	0.022	163.7	17:05:39
8	99 R.Renauer(DEU)/M.Jaminet(FRA)	Precote Herberth Motorsport(DEU)	Porsche 911 GT3 R	16	1:32.691	0.421	0.119	163.5	17:11:18
9	7 D.Schwager(DEU)/L.Ludwig(DEU)	HB Racing(AUT)	Ferrari 488 GT3	30	1:32.768	0.498	0.077	163.4	17:31:01
10	33 F.Salaquarda(CZE)/F.Stippler(DEU)	Team ISR(CZE)	Audi R8 LMS	9	1:32.972	0.702	0.204	163.0	17:05:00
11	24 M.Ortmann(DEU)(J)/M.Winkelhock(DEU)	BWT Mücke Motorsport(DEU)	Audi R8 LMS	5	1:33.072	0.802	0.100	162.9	16:44:29
12	1 M.Kirchhöfer(DEU)/D.Keilwitz(DEU)	Callaway Competition(DEU)	Corvette C7 GT3	13	1:33.090	0.820	0.018	162.8	17:07:48
13	25 R.Feller(CHE)(J)/C.Haase(DEU)	BWT Mücke Motorsport(DEU)	Audi R8 LMS	4	1:33.136	0.866	0.046	162.8	16:43:26
14	26 J.Schmidt(CHE)(J)/S.Mücke(DEU)	BWT Mücke Motorsport(DEU)	Audi R8 LMS	12	1:33.146	0.876	0.010	162.7	17:00:45
15	48 I.Dontje(NLD)(J)/M.Buhk(DEU)	MANN-FILTER Team HTP Motorsport(D	Mercedes-AMG GT3	24	1:33.161	0.891	0.015	162.7	17:15:49
16	3 N.Rogivue(CHE)(J)/C.Jöns(DEU)	Aust Motorsport(DEU)	Audi R8 LMS	25	1:33.187	0.917	0.026	162.7	17:22:47
17	47 M.Pommer(DEU)/M.Götz(DEU)	MANN-FILTER Team HTP Motorsport(D	Mercedes-AMG GT3	5	1:33.207	0.937	0.020	162.6	16:43:39
18	84 P.Assenheimer(DEU)(J)/C.Schmid(DEU)	AutoArenA Motorsport(DEU)	Mercedes-AMG GT3	9	1:33.245	0.975	0.038	162.6	16:54:26
19	13 S.Barth(DEU)(T)/C.Hürtgen(DEU)(T)	RWT Racing(AUT)	Corvette C7 GT3	24	1:33.278	1.008	0.033	162.5	17:29:16
20	53 M.Beretta(ITA)(J)/A.Vainio(FIN)(J)	Team Rosberg(DEU)	Lamborghini Huracan GT3	4	1:33.286	1.016	0.008	162.5	16:42:58
21	35 J.Judek(DEU)(J)/J.Eriksson(SWE)	Team Rosberg(DEU)	Lamborghini Huracan GT3	5	1:33.346	1.076	0.060	162.4	16:43:50
22	69 J.Slooten(DEU)(T)/L.Luhr(DEU)	IronForce by RING POLICE(DEU)	Porsche 911 GT3 R	14	1:33.384	1.114	0.038	162.3	16:59:02
23	28 S.van der Linde(ZAF)(J)/K.van der Linde(ZAF)	MontaplastbyLand-Motorsport(DEU)	Audi R8 LMS	3	1:33.407	1.137	0.023	162.3	16:42:07
24	6 O.Tunjo(COL)(J)/I.Lukashevich(RUS)	Phoenix Racing(DEU)	Audi R8 LMS	4	1:33.551	1.281	0.144	162.0	16:41:58
25	11 E.Erhart(DEU)/P.Kaffer(DEU)	EFB by TECE(DEU)	Audi R8 LMS	5	1:33.563	1.293	0.012	162.0	16:43:43
26	82 R.Ineichen(CHE)(T)/C.Engelhart(DEU)	GRT Grasser-Racing-Team(AUT)	Lamborghini Huracan GT3	10	1:33.577	1.307	0.014	162.0	16:54:31
27	19 E.Perez Companc(ARG)(J)/F.Perera(FRA)	GRT Grasser-Racing-Team(AUT)	Lamborghini Huracan GT3	10	1:33.584	1.314	0.007	162.0	16:54:46
28	50 P.Geipel(DEU)/R.Frey(CHE)	YACO Racing	Audi R8 LMS	15	1:33.641	1.371	0.057	161.9	17:18:35
29	18 A.de Leener(BEL)/K.Bachler(AUT)	KÜS TEAM75 Bernhard(DEU)	Porsche 911 GT3 R	29	1:33.767	1.497	0.126	161.7	17:26:16
30	5 M.Hofer(AUT)(J)/P.Ellis(GBR)(J)	Phoenix Racing(DEU)	Audi R8 LMS	5	1:33.808	1.538	0.041	161.6	16:43:09
31	63 M.Bortolotti(ITA)/A.Caldarelli(ITA)	ORANGE1 by GRT Grasser(AUT)	Lamborghini Huracan GT3	9	1:33.818	1.548	0.010	161.6	16:54:34
32	17 K.Estre(FRA)/T.Bernhard(DEU)	KÜS TEAM75 Bernhard(DEU)	Porsche 911 GT3 R	4	1:33.828	1.558	0.010	161.6	16:41:39
33	8 C.Friedrich(DEU)(J)/L.Arnold(DEU)	Car Collection Motorsport(DEU)	Mercedes-AMG GT3	18	1:34.076	1.806	0.248	161.1	17:09:31
34	20 K.Schramm(DEU)(J)/N.Sylvest(DNK)(J)	TeamZAKSPEEDBKKMobilOilRacing	Mercedes-AMG GT3	4	1:34.887	2.617	0.811	159.8	16:44:41

Following race director decision cancellation of the relevant lap time for car no. 12

Subject to final scrutineering!

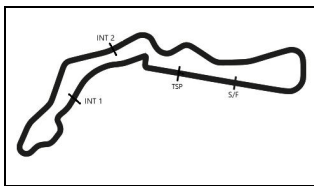
Publication time:	Clerk of the Course: Michal Marek	Timekeeper: Steffen Ruhl
-------------------	-----------------------------------	--------------------------

ver: 1.0

www.adac.de/motorsport

Page 1/ 1 printed: 27.4.2018 17:36





ADAC GT Masters

Sector List Free Practice 2



Provisional

Autodrom Most, Length: 4212m

Air temperature: 19.05°C

Track temperature: 18.57°C

Weather condition: Dry

DMSB Reg. Nr.: DMSB 110/18

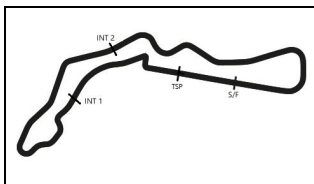
Friday, April 27, 2018 16:35:00

Lap	Time	SE1	SP1	SE2	SP2	SE3	SP3	TSP	Lap	Time	SE1	SP1	SE2	SP2	SE3	SP3	TSP
1 Kirchhöfer, DEU / Keilwitz, DEU									theoretical besttime: 1:32.813								
1	5:22.375	4:03.703	130	37.376	185	41.296	207		11	1:44.357	24.002	225	31.990	214	48.365		247
2	1:39.956	26.907	149	34.390	209	38.659	210	220	12	4:44.942	3:34.940	223	32.556	213	37.446	218	
3	1:35.831	24.963	200	33.099	209	37.769	218	231	13	1:33.090	24.012	225	31.954	216	37.124	219	247
4	1:33.414	23.946	223	31.935	215	37.533	218	246	14	1:44.946	24.047	225	32.191	210	48.708		248
5	1:33.277	24.032	224	31.864	215	37.381	218	246	15	3:36.908	2:16.380	222	31.978	216	48.550		
6	1:44.934	24.151	224	32.137	214	48.646		247	16	2:45.756	1:25.456	224	32.075	216	48.225		
7	6:34.852	5:24.725	216	32.633	213	37.494	219		17	2:29.870	1:20.327	223	32.279	214	37.264	217	
8	1:33.535	23.974	224	31.743	216	37.818	218	247	18	2:31.558	1:08.732	183	34.098	216	48.728		247
9	1:33.792	24.267	223	32.209	214	37.316	216	246	19	2:42.114	1:20.705	225	32.315	217	49.094		
10	1:33.539	24.055	225	31.920	215	37.564	220	247									

3 Rogivue, CHE / Jöns, DEU									theoretical besttime: 1:33.132								
1	2:35.863	1:19.414	156	36.388	202	40.061	212		16	1:35.960	24.620	220	33.122	211	38.218	213	244
2	1:35.904	24.939	217	33.317	207	37.648	214	243	17	1:36.721	24.960	220	32.992	213	38.769	215	245
3	1:34.574	24.621	219	32.450	213	37.503	215	245	18	1:36.496	24.865	220	33.288	211	38.343	216	247
4	1:35.352	24.792	218	32.520	211	38.040	207	245	19	1:35.188	24.693	219	32.839	213	37.656	215	246
5	1:35.246	25.086	219	32.698	211	37.462	212	241	20	1:36.737	24.810	218	33.233	197	38.694	215	246
6	1:34.745	24.702	219	32.612	211	37.431	214	244	21	2:02.582	24.880	219	46.145	207	51.557		245
7	1:52.945	24.659	219	34.124	197	54.162		245	22	4:02.024	2:44.280	192	39.261	202	38.483	214	
8	3:52.724	2:40.515	217	33.424	208	38.785	213		23	1:35.000	25.142	219	32.295	213	37.563	215	245
9	1:37.090	25.132	218	32.849	210	39.109	215	243	24	1:33.506	24.333	219	32.060	215	37.113	215	246
10	1:34.565	24.462	219	32.464	213	37.639	215	245	25	1:33.187	24.189	220	31.930	215	37.068	214	246
11	1:37.123	24.706	218	33.215	204	39.202	213	245	26	1:46.252	24.253	219	31.875	216	50.124		247
12	1:40.926	24.761	219	37.094	202	39.071	213	244	27	3:24.671	1:55.497	218	33.916	209	55.258		
13	1:36.247	24.928	219	33.107	210	38.212	213	243	28	2:44.576	1:21.814	219	32.722	212	50.040		
14	1:54.201	24.757	219	32.848	210	56.596		244	29	2:50.857	1:23.586	184	33.815	179	53.456		
15	2:42.111	1:30.495	218	33.408	210	38.208	213		30	2:44.116	1:21.751	219	32.771	210	49.594		

5 Hofer, AUT / Ellis, GBR									theoretical besttime: 1:33.579								
1	1:51.465	34.049	161	37.291	201	40.125	216		15	1:34.748	24.862	219	32.446	212	37.440	215	245
2	1:35.507	24.765	218	33.104	209	37.638	216	244	16	1:34.367	24.658	219	32.267	213	37.442	216	246
3	1:34.103	24.523	220	32.397	212	37.183	217	246	17	1:34.293	24.553	220	32.306	213	37.434	217	246
4	1:34.388	24.463	219	32.262	213	37.663	217	247	18	1:35.174	24.612	218	32.464	213	38.098	216	246
5	1:33.808	24.478	218	32.371	213	36.959	215	246	19	1:46.575	24.732	216	32.837	209	49.006		247
6	1:34.256	24.537	218	32.479	212	37.240	217	245	20	7:07.705	5:57.436	214	32.703	211	37.566	213	
7	1:47.466	24.592	219	32.724	212	50.150		247	21	1:34.292	24.627	218	32.350	214	37.315	215	244
8	5:09.963	3:56.655	216	33.239	210	40.069	214		22	1:34.530	24.627	219	32.464	213	37.439	216	245
9	1:34.300	24.529	219	32.428	213	37.343	216	243	23	1:46.188	24.793	219	32.589	213	48.806		245
10	1:33.892	24.453	219	32.217	214	37.222	216	245	24	8:06.871	6:56.522	216	32.792	212	37.557	216	
11	1:34.614	24.403	219	32.289	214	37.922	215	246	25	1:35.063	24.703	218	32.919	207	37.441	216	244
12	1:34.525	24.531	218	32.575	212	37.419	217	246	26	1:34.351	24.744	219	32.398	213	37.209	217	245
13	1:47.385	24.455	219	32.626	213	50.304		245	27	1:34.341	24.617	219	32.408	212	37.316	216	246
14	2:36.264	1:23.451	217	34.139	208	38.674	213										

6 Tunjo, COL / Lukashevich, RUS									theoretical besttime: 1:33.395								
1	2:15.749	56.921	162	38.379	198	40.449	214		16	1:46.978	24.502	218	32.627	212	49.849		244
2	1:34.798	24.835	216	32.663	211	37.300	215	243	17	2:37.918	1:27.127	216	33.056	209	37.735	214	
3	1:34.026	24.510	218	32.243	213	37.273	214	244	18	1:34.557	24.743	219	32.381	213	37.433	214	244
4	1:33.551	24.475	219	32.068	212	37.008	215	244	19	1:33.988	24.559	218	32.261	213	37.168	215	244
5	1:34.153	24.518	218	32.326	213	37.309	215	244	20	1:46.383	24.697	218	32.407	213	49.279		245
6	1:33.741	24.319	218	32.299	212	37.123	216	244	21	5:13.102	4:02.800	215	32.677	210	37.625	213	
7	1:58.712	24.462	218	32.139	212	1:02.111		244	22	1:34.365	24.578	218	32.297	213	37.490	214	243
8	6:15.750	5:04.775	201	33.269	211	37.706	214		23	1:33.820	24.475	217	32.124	214	37.221	215	243
9	1:38.369	24.512	217	32.400	213	41.457	217	243	24	1:45.828	24.343	218	32.196	213	49.289		245
10	1:34.939	24.520	216	32.121	213	38.298	212	244	25	2:33.500	1:21.104	210	34.193	207	38.203	215	
11	1:49.831	24.644	217	33.576	210	51.611		243	26	1:34.976	24.618	219	32.852	213	37.506	215	244
12	4:57.925	3:47.860	215	32.631	211	37.434	215		27	1:34.731	24.785	218	32.562	213	37.384	216	244
13	1:33.843	24.360	218	32.257	211	37.226	214	244	28	1:34.602	24.618	218	32.616	213	37.368	216	245
14	1:35.318	24.753	218	32.488	199	38.077	215	244	29	1:46.904	24.564	219	32.512	213	49.828		246
15	1:34.458	24.652	218	32.578	212	37.228	216	245									



ADAC GT Masters

Sector List Free Practice 2



Provisional

Autodrom Most, Length: 4212m

Air temperature: 19.05°C

Track temperature: 18.57°C

Weather condition: Dry

DMSB Reg. Nr.: DMSB 110/18

Friday, April 27, 2018 16:35:00

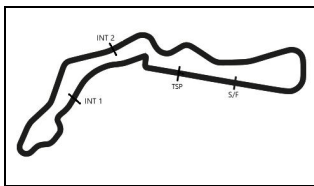
Lap	Time	SE1	SP1	SE2	SP2	SE3	SP3	TSP	Lap	Time	SE1	SP1	SE2	SP2	SE3	SP3	TSP
7 Schwager, DEU / Ludwig, DEU									theoretical besttime: 1:32.685								
1	2:13.487	55.757	185	36.268	202	41.462	216		17	1:44.765	24.267	219	32.138	212	48.360		242
2	1:34.031	24.807	220	32.144	212	37.080	217	243	18	2:41.043	1:30.046	218	33.279	208	37.718	215	
3	1:33.422	24.381	220	32.063	212	36.978	216	243	19	1:36.545	24.684	218	33.564	168	38.297	215	243
4	1:33.363	24.401	219	32.139	210	36.823	216	244	20	1:45.774	24.424	220	32.413	211	48.937		246
5	1:33.111	24.217	219	31.970	213	36.924	215	244	21	2:31.243	1:21.608	218	32.401	210	37.234	215	
6	1:33.596	24.224	220	32.218	213	37.154	215	243	22	1:34.228	24.581	219	32.335	211	37.312	214	242
7	1:44.657	24.281	219	32.121	213	48.255		243	23	1:37.665	24.391	216	32.949	209	40.325	215	242
8	2:33.191	1:22.641	219	32.298	212	38.252	216		24	1:34.024	24.434	219	32.328	211	37.262	213	242
9	1:33.610	24.293	219	32.187	212	37.130	212	242	25	1:45.716	24.356	218	32.301	212	49.059		242
10	1:46.747	24.405	219	32.176	213	50.166		240	26	3:43.969	2:28.718	204	36.520	203	38.731	214	
11	2:42.177	1:20.533	218	33.240	215	48.404			27	1:36.082	24.822	218	33.350	208	37.910	214	240
12	2:31.746	1:17.202	218	32.721	211	41.823	215		28	1:32.972	24.248	218	31.875	212	36.849	217	241
13	1:34.271	24.144	219	32.676	206	37.451	217	243	29	1:33.133	24.262	218	31.949	211	36.922	215	244
14	1:33.518	24.230	219	32.143	213	37.145	215	244	30	1:32.768	23.987	219	31.951	214	36.830	215	241
15	1:33.562	24.146	219	32.112	213	37.304	215	243	31	1:50.467	24.191	219	32.029	212	54.247		243
16	1:36.598	24.276	219	32.102	215	40.220	215	243									

8 Friedrich, DEU / Arnold, DEU									theoretical besttime: 1:33.993								
1	3:06.485	1:50.304	177	37.089	197	39.092	212		15	1:46.835	24.628	219	32.424	208	49.783		242
2	1:34.982	24.616	218	32.576	209	37.790	215	240	16	4:41.861	3:31.812	216	32.531	210	37.518	213	
3	1:34.315	24.469	218	32.395	211	37.451	216	243	17	1:34.322	24.584	220	32.372	210	37.366	215	242
4	1:34.200	24.498	219	32.315	211	37.387	215	243	18	1:34.076	24.503	219	32.213	210	37.360	213	243
5	1:34.350	24.499	218	32.435	210	37.416	214	243	19	1:34.643	24.533	218	32.173	211	37.937	215	242
6	1:34.901	24.534	219	32.732	211	37.635	215	243	20	1:46.554	24.755	218	32.338	212	49.461		242
7	1:35.466	24.656	219	32.873	211	37.937	212	243	21	7:37.761	6:20.884	190	34.779	198	42.098	202	
8	1:34.339	24.466	218	32.483	211	37.390	215	242	22	1:41.535	27.906	125	34.734	206	38.895	211	229
9	1:38.600	27.483	203	33.164	210	37.953	214	242	23	1:36.616	25.358	214	33.175	208	38.083	212	240
10	1:34.807	24.720	218	32.492	212	37.595	214	240	24	1:35.311	24.796	219	32.747	210	37.768	214	241
11	1:45.825	24.460	218	32.264	213	49.101		241	25	1:53.039	27.264	174	34.462	207	51.313		233
12	2:35.301	1:22.745	193	34.338	205	38.218	214		26	2:47.025	1:24.004	218	33.251	208	49.770		
13	1:35.623	24.951	218	32.798	209	37.874	213	241	27	2:48.821	1:22.884	219	32.910	210	53.027		
14	1:34.774	24.804	219	32.427	210	37.543	214	241	28	2:48.264	1:24.969	219	32.714	211	50.581		

9 Dreyspring, DEU / Maggi, CHE									theoretical besttime: 1:32.531								
1	3:18.715	1:58.795	153	38.744	160	41.176	214		15	1:49.913	24.703	223	33.276	212	51.934		247
2	1:34.756	24.215	224	32.815	208	37.726	216	246	16	2:33.799	1:21.581	221	34.335	212	37.883	217	
3	1:34.799	24.217	223	33.403	213	37.179	216	248	17	1:34.761	24.579	222	32.663	216	37.519	215	247
4	1:34.306	24.290	222	32.681	214	37.335	216	248	18	1:34.622	24.618	222	32.448	215	37.556	217	245
5	1:36.277	24.337	203	34.526	211	37.414	216	248	19	1:35.246	24.723	222	32.762	213	37.761	216	248
6	1:34.539	24.226	223	32.582	213	37.731	217	248	20	1:34.839	24.385	224	32.629	215	37.825	217	248
7	1:34.240	24.221	223	32.451	214	37.568	215	248	21	1:35.032	24.368	223	32.697	214	37.967	216	248
8	1:48.610	24.539	222	33.084	211	50.987		247	22	1:47.443	24.391	224	32.760	216	50.292		247
9	6:21.643	5:07.780	192	35.208	156	38.655	214		23	5:18.036	4:04.513	193	35.319	208	38.204	221	
10	1:35.787	24.437	221	33.567	213	37.783	219	247	24	1:36.193	24.292	224	33.725	163	38.176	217	247
11	1:34.436	24.459	222	32.555	213	37.422	217	246	25	1:32.808	23.969	223	31.938	216	36.901	216	245
12	1:34.828	24.356	225	32.724	213	37.748	217	247	26	1:32.550	23.824	224	31.892	217	36.834	218	247
13	1:35.651	24.996	224	32.817	215	37.838	215	248	27	1:32.758	23.805	225	31.958	217	36.995	217	249
14	1:35.126	24.576	222	32.811	213	37.739	214	247	28	1:45.232	23.936	224	32.414	216	48.882		248

11 Erhart, DEU / Kaffer, DEU									theoretical besttime: 1:33.307								
1	2:11.399	49.158	105	38.502	194	43.739	192		16	1:35.013	24.455	217	32.883	209	37.675	213	243
2	1:43.974	30.683	178	34.877	203	38.414	215	129	17	1:35.124	24.602	217	32.846	208	37.676	215	243
3	1:40.420	24.988	216	35.023	156	40.409	214	241	18	1:34.869	24.560	218	32.646	210	37.663	213	244
4	1:33.802	24.560	217	32.140	212	37.102	214	244	19	1:34.894	24.519	216	32.684	210	37.691	214	244
5	1:33.563	24.309	217	32.267	212	36.987	214	245	20	1:47.796	24.985	216	32.966	210	49.845		243
6	1:49.308	24.630	194	33.993	193	50.685		244	21	3:48.217	2:33.149	189	35.222	202	39.846	215	
7	4:31.858	3:21.519	216	32.893	209	37.446	213		22	1:35.595	24.649	217	33.173	205	37.773	213	243
8	1:38.691	24.474	218	32.436	212	41.781	215	242	23	1:34.700	24.605	217	32.536	209	37.559	213	243
9	1:34.003	24.477	217	32.312	212	37.214	216	244	24	1:33.985	24.404	218	32.383	211	37.198	216	243
10	1:33.754	24.423	218	32.022	213	37.309	213	244	25	1:34.056	24.331	219	32.359	211	37.366	213	243
11	1:46.471	24.376	217	32.244	214	49.851		244	26	1:36.657	25.605	208	32.990	211	38.062	214	242
12	3:09.194	1:56.281	216	33.496	207	39.417	211		27	1:33.787	24.315	217	32.177	212	37.295	214	244





ADAC GT Masters

Sector List Free Practice 2



Provisional

Autodrom Most, Length: 4212m

Air temperature: 19.05°C

Track temperature: 18.57°C

Weather condition: Dry

DMSB Reg. Nr.: DMSB 110/18

Friday, April 27, 2018 16:35:00

Lap	Time	SE1	SP1	SE2	SP2	SE3	SP3	TSP	Lap	Time	SE1	SP1	SE2	SP2	SE3	SP3	TSP
13	1:35.307	24.568	218	32.968	208	37.771	213	243	28	1:33.935	24.298	219	32.298	210	37.339	215	245
14	1:35.234	24.579	217	32.953	208	37.702	213	244	29	1:34.014	24.307	219	32.394	210	37.313	214	245
15	1:35.215	24.573	217	32.822	208	37.820	214	242	30	1:47.044	24.538	219	32.887	209	49.619		244

12 Spengler, DEU / Vanthoor, BEL

theoretical besttime: 1:32.290

1	1:58.090	42.823	169	36.292	203	38.975	212		12	1:46.988	24.516	217	32.523	213	49.949		243
2	1:34.924	24.673	217	32.487	211	37.764	214	242	13	13:36.688	12:23.024	183	34.827	203	38.837	214	
3	1:33.551	24.240	218	32.299	211	37.012	214	243	14	1:35.322	24.841	215	33.037	212	37.444	216	242
4	1:33.593	24.336	218	32.124	211	37.133	214	245	15	1:32.621	24.183	217	31.623	215	36.815	216	244
5	1:34.357	24.339	218	32.598	206	37.420	215	244	16	1:32.849	24.145	218	31.605	215	37.099	215	246
6	1:44.949	24.476	217	32.179	212	48.294		244	17	1:32.290	23.977	219	31.591	216	36.722	214	244
7	2:30.203	1:20.649	217	32.263	210	37.291	214		18	1:45.917	24.235	219	32.404	211	49.278		244
8	1:34.135	24.550	217	32.268	212	37.317	212	244	19	5:09.566	3:48.427	217	32.544	212	48.595		
9	1:33.983	24.367	218	32.287	213	37.329	213	242	20	2:43.805	1:21.599	216	32.873	210	49.333		
10	1:34.073	24.606	217	32.173	213	37.294	213	241	21	2:43.379	1:22.077	217	32.492	211	48.810		
11	1:34.031	24.428	218	32.185	213	37.418	216	243									

13 Barth, DEU / Hürtgen, DEU

theoretical besttime: 1:32.966

1	2:46.365	1:18.963	169	40.936	121	46.466	171		15	3:34.017	2:22.314	205	32.820	215	38.883	216	
2	1:46.194	31.183	142	35.667	181	39.344	214	190	16	1:33.312	24.353	222	31.740	216	37.219	218	245
3	1:49.402	25.025	219	33.902	208	50.475		244	17	1:34.770	24.391	223	32.287	218	38.092	216	244
4	6:18.359	5:05.988	207	33.515	202	38.856	209		18	1:48.681	24.485	218	34.841	213	49.355		243
5	1:47.224	24.578	221	32.813	212	49.833		242	19	2:42.145	1:20.838	223	32.148	213	49.159		
6	3:51.411	2:36.494	203	35.995	161	38.922	211		20	2:54.111	1:37.165	221	35.181	184	41.765	213	
7	1:49.015	24.856	221	32.952	211	51.207		243	21	1:33.597	24.210	222	32.081	216	37.306	218	246
8	3:42.646	2:20.352	189	40.265	168	42.029	205		22	1:33.319	24.076	225	31.921	217	37.322	215	246
9	1:42.469	27.141	191	34.646	208	40.682	211	226	23	1:33.543	24.170	224	31.982	213	37.391	216	249
10	1:39.804	25.287	219	34.190	149	40.327	213	229	24	1:33.278	24.154	226	31.863	215	37.261	217	246
11	1:38.166	24.212	223	32.217	218	41.737	216	243	25	1:35.976	24.370	224	33.230	207	38.376	219	244
12	1:34.168	24.152	223	32.655	210	37.361	216	245	26	1:47.819	25.201	223	33.262	210	49.356		246
13	1:36.997	24.092	223	35.016	212	37.889	218	248	27	3:02.836	1:38.101	219	32.672	218	52.063		
14	1:53.172	24.007	220	35.386	199	53.779		246									

14 Zöchling, AUT / Klingmann, DEU

theoretical besttime: 1:32.232

1	4:40.056	3:26.817	193	35.248	206	37.991	217		14	1:35.690	24.707	223	33.029	212	37.954	215	248
2	1:34.622	24.627	222	32.679	213	37.316	217	247	15	1:35.620	24.666	223	33.162	213	37.792	215	247
3	1:34.279	24.618	222	32.452	213	37.209	218	247	16	1:48.555	24.875	221	33.074	213	50.606		246
4	1:34.363	24.527	223	32.596	215	37.240	218	248	17	4:11.819	2:46.690	190	34.085	211	51.044		
5	1:34.266	24.436	224	32.591	214	37.239	217	248	18	10:27.749	9:10.128	179	37.860	203	39.761	213	
6	1:35.056	24.651	223	32.697	213	37.708	215	247	19	1:37.724	25.299	221	34.162	210	38.263	214	242
7	1:34.951	24.755	222	32.775	214	37.421	217	246	20	1:39.681	24.798	221	32.979	213	41.904	219	243
8	1:48.431	25.068	222	33.179	213	50.184		246	21	1:32.627	24.209	222	31.866	216	36.552	220	248
9	3:06.302	1:54.698	218	33.374	212	38.230	216		22	1:32.270	24.098	223	31.654	218	36.518	220	249
10	1:36.081	25.185	221	32.963	213	37.933	216	246	23	1:34.667	24.060	224	32.050	216	38.557	219	250
11	1:35.840	24.980	221	32.924	213	37.936	216	247	24	1:51.642	24.350	203	36.185	166	51.107		250
12	1:36.442	25.090	221	33.221	211	38.131	217	247	25	2:51.854	1:23.996	216	34.063	167	53.795		
13	1:36.137	24.838	223	33.338	210	37.961	217	247									

17 Estre, FRA / Bernhard, DEU

theoretical besttime: 1:33.610

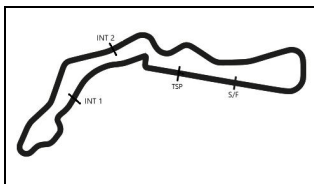
1	1:55.814	41.497	192	35.355	207	38.962	213		18	1:34.267	24.439	220	32.281	211	37.547	214	243
2	1:35.172	24.639	219	32.501	211	38.032	212	244	19	1:34.943	24.573	220	32.978	213	37.392	214	244
3	1:34.132	24.541	216	32.294	213	37.297	214	243	20	1:34.201	24.502	219	32.181	213	37.518	216	245
4	1:33.828	24.167	221	32.247	212	37.414	213	245	21	1:33.933	24.341	220	32.248	213	37.344	217	247
5	1:34.274	24.482	220	32.494	211	37.298	215	244	22	1:46.150	24.548	218	32.280	213	49.322		246
6	1:34.330	24.532	221	32.353	212	37.445	215	246	23	3:07.974	1:55.764	217	32.623	210	39.587	216	
7	1:35.297	24.418	222	32.361	213	38.518	215	246	24	1:34.781	24.596	219	32.322	213	37.863	215	246
8	1:34.308	24.367	221	32.577	213	37.364	214	246	25	1:34.587	24.582	219	32.283	213	37.722	215	245
9	1:34.093	24.435	221	32.396	212	37.262	214	244	26	1:34.547	24.636	219	32.427	213	37.484	216	246
10	1:34.197	24.395	220	32.284	212	37.518	214	244	27	1:34.796	24.732	220	32.509	213	37.555	215	247
11	1:34.204	24.399	220	32.237	213	37.568	215	244	28	1:34.824	24.683	219	32.423	213	37.718	214	246
12	1:34.294	24.512	220	32.281	213	37.501	214	244	29	1:35.290	24.857	219	32.329	215	38.104	211	244
13	1:34.820	24.477	220	32.400	213	37.943	215	245	30	1:46.740	24.805	219	32.518	213	49.417		243
14	1:34.559	24.506	220	32.575	213	37.478	214	246	31	2:36.398	1:22.812	219	35.489	208	38.097	216	

ver: 1.0

www.adac.de/motorsport

Page 3/ 9 printed: 27.4.2018 17:36





ADAC GT Masters

Sector List Free Practice 2



Provisional

Autodrom Most, Length: 4212m

Air temperature: 19.05°C

Track temperature: 18.57°C

Weather condition: Dry

DMSB Reg. Nr.: DMSB 110/18

Friday, April 27, 2018 16:35:00

Lap	Time	SE1	SP1	SE2	SP2	SE3	SP3	TSP	Lap	Time	SE1	SP1	SE2	SP2	SE3	SP3	TSP
15	1:45.319	24.489	221	32.385	212	48.445		245	32	1:37.653	24.942	191	33.442	211	39.269	213	246
16	2:32.438	1:21.853	218	32.972	210	37.613	215		33	1:54.163	25.004	221	33.539	209	55.620		244
17	1:34.106	24.377	219	32.222	213	37.507	213	244									

18 de Leener, BEL / Bachler, AUT

theoretical besttime: 1:33.660

1	1:52.752	38.877	185	35.669	205	38.206	215		16	1:35.902	24.945	220	32.945	210	38.012	214	246
2	1:34.921	24.506	219	32.512	210	37.903	213	245	17	1:35.990	24.823	221	33.280	212	37.887	213	244
3	1:34.993	24.506	223	32.353	212	38.134	216	244	18	1:35.420	24.620	221	32.742	211	38.058	214	244
4	1:33.976	24.402	220	32.239	212	37.335	214	247	19	1:35.713	24.741	221	32.967	206	38.005	214	246
5	1:34.459	24.471	220	32.334	211	37.654	214	246	20	1:48.692	24.667	222	33.906	203	50.119		244
6	1:34.347	24.487	219	32.321	213	37.539	216	245	21	4:44.614	3:17.473	137	42.536	176	44.605	193	
7	1:34.811	24.361	220	32.754	211	37.696	215	246	22	1:46.168	29.273	175	36.396	170	40.499	185	216
8	1:50.461	27.737	180	33.696	211	49.028		246	23	1:38.611	26.626	219	33.617	207	38.368	215	180
9	2:37.944	1:26.295	206	33.525	209	38.124	213		24	1:33.967	24.295	220	32.325	211	37.347	215	244
10	1:35.425	24.600	219	32.761	211	38.064	214	244	25	1:34.073	24.306	221	32.349	213	37.418	216	244
11	1:35.755	24.547	220	33.065	210	38.143	216	245	26	1:41.313	24.412	192	36.729	208	40.172	213	247
12	1:36.180	24.710	219	33.043	212	38.427	214	246	27	1:34.436	24.469	220	32.481	212	37.486	216	243
13	1:35.675	24.656	220	33.058	211	37.961	214	246	28	1:34.001	24.301	221	32.371	214	37.329	216	245
14	1:35.827	24.694	220	32.885	212	38.248	214	245	29	1:33.767	24.402	222	32.193	214	37.172	215	247
15	1:35.488	24.850	221	32.648	210	37.990	216	244	30	1:48.357	24.456	222	34.196	199	49.705		247

19 Perez Companc, ARG / Perera, FRA

theoretical besttime: 1:33.406

1	2:18.829	55.559	165	39.821	165	43.449	187		18	1:46.124	24.404	218	32.366	211	49.354		242
2	1:45.248	27.577	167	37.465	163	40.206	212	193	19	2:34.857	1:23.675	216	33.303	206	37.879	213	
3	1:46.202	26.566	150	37.901	153	41.735	212	217	20	1:34.433	24.465	216	32.616	209	37.352	215	241
4	1:37.040	25.083	209	33.136	203	38.821	212	239	21	1:34.298	24.481	217	32.230	212	37.587	213	243
5	1:35.323	24.718	217	32.827	208	37.778	213	241	22	1:33.964	24.431	218	32.112	213	37.421	213	242
6	1:34.536	24.603	218	32.484	209	37.449	213	242	23	1:34.386	24.431	218	32.466	210	37.489	213	241
7	1:48.552	24.537	219	32.662	208	51.353		242	24	1:34.639	24.406	218	32.699	207	37.534	214	242
8	4:13.016	3:00.609	204	34.299	207	38.108	213		25	1:52.171	38.265	192	35.339	205	38.567	214	243
9	1:33.651	24.504	216	31.995	211	37.152	214	241	26	1:34.396	24.459	218	32.522	213	37.415	214	243
10	1:33.584	24.362	217	31.970	213	37.252	214	242	27	1:34.357	24.347	218	32.540	213	37.470	215	243
11	1:34.724	24.436	217	31.907	213	38.381	213	243	28	1:34.383	24.522	218	32.435	212	37.426	214	243
12	1:33.948	24.399	217	32.125	212	37.424	214	242	29	1:34.753	24.508	218	32.249	213	37.996	213	243
13	1:38.795	24.465	218	33.847	157	40.483	215	243	30	1:46.704	24.362	219	32.391	212	49.951		243
14	1:33.679	24.379	218	32.005	210	37.295	215	242	31	2:44.944	1:21.993	216	33.381	209	49.570		
15	1:33.604	24.394	217	31.927	214	37.283	214	243	32	2:51.340	1:24.365	190	34.593	206	52.382		
16	1:34.810	24.462	218	32.193	211	38.155	215	242	33	2:43.777	1:21.113	217	33.166	207	49.498		
17	1:33.953	24.366	218	32.114	213	37.473	212	242									

20 Schramm, DEU / Sylvest, DNK

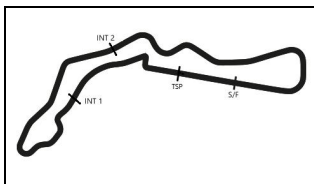
theoretical besttime: 1:33.864

1	2:51.488	1:24.076	176	34.800	203	52.612			7	2:43.932	1:20.342	216	33.000	212	50.590		
2	2:45.577	1:21.408	216	33.204	207	50.965			8	2:53.667	1:30.800	218	32.731	211	50.136		
3	2:29.011	1:19.362	219	32.369	210	37.280	218		9	2:30.294	1:20.508	219	32.366	212	37.420	216	
4	1:34.887	24.379	219	32.558	211	37.950	217	243	10	1:46.859	24.360	220	32.531	212	49.968		243
5	1:47.183	24.908	220	32.224	213	50.051		246	11	2:45.313	1:21.599	218	32.796	212	50.918		
6	3:26.521	2:04.222	219	32.324	213	49.975											

21 Stolz, DEU / Asch, DEU

theoretical besttime: 1:32.376

1	2:50.177	1:33.706	159	36.323	180	40.148	213		11	5:04.622	3:53.064	171	34.090	208	37.468	216	
2	1:40.859	27.157	178	34.021	198	39.681	216	184	12	1:33.540	24.121	219	32.321	211	37.098	216	243
3	1:34.812	24.794	219	32.627	210	37.391	216	242	13	1:34.553	24.094	219	33.081	210	37.378	217	243
4	1:34.243	24.606	219	32.382	210	37.255	213	244	14	1:32.751	24.123	219	31.835	213	36.793	217	243
5	1:46.973	24.617	220	32.153	211	50.203		243	15	1:32.426	24.044	219	31.689	214	36.693	217	243
6	5:53.048	4:31.046	217	32.587	210	49.415			16	1:48.341	24.211	218	33.878	209	50.252		244
7	2:52.778	1:24.427	173	37.413	206	50.938			17	2:34.838	1:25.845	219	32.164	211	36.829	216	
8	2:30.057	1:19.601	217	32.700	210	37.756	215		18	1:32.509	24.141	220	31.706	213	36.662	217	243
9	1:47.001	24.549	219	32.553	210	49.899		243	19	1:32.413	24.038	220	31.726	215	36.649	216	243
10	2:46.468	1:21.830	218	33.209	210	51.429			20	1:47.476	24.042	221	32.277	213	51.157		244



ADAC GT Masters

Sector List Free Practice 2



Provisional

Autodrom Most, Length: 4212m

Air temperature: 19.05°C

Track temperature: 18.57°C

Weather condition: Dry

DMSB Reg. Nr.: DMSB 110/18

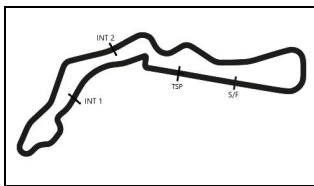
Friday, April 27, 2018 16:35:00

Lap	Time	SE1	SP1	SE2	SP2	SE3	SP3	TSP	Lap	Time	SE1	SP1	SE2	SP2	SE3	SP3	TSP
24	Ortmann, DEU / Winkelhock, DEU									theoretical besttime: 1:32.911							
1	3:09.005	1:54.536	166	35.924	200	38.545	213		13	1:35.320	24.386	219	32.131	211	38.803	215	244
2	1:39.392	24.925	217	32.621	210	41.846	215	243	14	1:33.716	24.418	218	32.167	213	37.131	213	246
3	1:33.972	24.444	218	32.491	212	37.037	213	246	15	1:48.019	24.663	219	33.489	211	49.867		244
4	1:33.272	24.331	217	32.171	213	36.770	215	243	16	8:41.622	7:26.758	215	32.812	210	42.052	213	
5	1:33.072	24.154	218	32.069	214	36.849	215	245	17	1:33.298	24.291	219	31.987	213	37.020	214	243
6	1:46.914	24.315	218	32.124	213	50.475		244	18	1:48.794	24.284	219	32.142	207	52.368		244
7	9:09.192	7:52.573	206	35.270	178	41.349	214		19	7:38.334	6:16.508	160	38.185	179	43.641	201	
8	1:37.878	24.488	217	35.153	207	38.237	213	243	20	1:43.574	26.453	190	35.939	181	41.182	176	204
9	1:33.834	24.387	217	32.278	212	37.169	214	243	21	1:46.463	27.592	186	35.851	193	43.020	211	182
10	1:33.727	24.365	219	32.403	207	36.959	216	244	22	1:37.443	26.147	217	33.197	210	38.099	215	185
11	1:51.514	40.101	209	33.538	209	37.875	214	245	23	1:57.787	32.204	163	34.784	208	50.799		244
12	1:39.730	24.384	219	34.937	163	40.409	213	244									

25	Feller, CHE / Haase, DEU									theoretical besttime: 1:32.698							
1	1:54.835	40.646	188	35.542	206	38.647	213		14	1:46.762	26.711	153	36.255	181	43.796	215	246
2	1:47.277	24.792	219	32.484	212	50.001		244	15	1:33.523	24.373	219	32.045	213	37.105	214	244
3	3:11.015	1:55.184	199	36.947	200	38.884	214		16	1:33.391	24.330	219	31.929	214	37.132	214	246
4	1:33.136	24.322	219	32.069	213	36.745	214	244	17	1:46.179	24.323	219	32.311	211	49.545		245
5	1:33.191	24.329	219	31.988	214	36.874	215	245	18	2:43.910	1:21.665	216	32.801	208	49.444		
6	1:33.474	24.201	219	32.311	212	36.962	214	244	19	4:42.915	3:32.672	215	32.500	212	37.743	213	
7	1:33.218	24.105	219	32.193	213	36.920	214	244	20	1:33.457	24.298	218	31.918	213	37.241	215	244
8	1:33.178	24.233	219	32.104	213	36.841	214	246	21	1:34.026	24.233	219	31.848	214	37.945	214	245
9	1:45.545	24.452	218	32.182	213	48.911		244	22	1:37.612	24.463	219	32.484	211	40.665	215	244
10	2:45.787	1:35.582	217	32.786	210	37.419	214		23	1:46.968	24.440	219	33.311	211	49.217		245
11	1:36.800	24.256	218	32.055	213	40.489	215	245	24	2:35.160	1:25.106	206	32.729	210	37.325	214	
12	1:33.612	24.277	219	32.072	213	37.263	215	244	25	1:33.441	24.245	219	31.994	214	37.202	210	244
13	1:33.369	24.176	218	32.041	213	37.152	215	245	26	1:45.909	24.302	219	32.175	213	49.432		242

26	Schmidt, CHE / Mücke, DEU									theoretical besttime: 1:33.078							
1	1:53.883	38.404	182	36.204	194	39.275	211		14	1:35.204	24.489	218	31.929	216	38.786	214	246
2	1:35.019	24.752	216	32.527	212	37.740	213	242	15	1:34.332	24.411	218	31.975	215	37.946	214	244
3	1:34.241	24.552	219	32.180	213	37.509	214	244	16	1:45.577	24.506	218	32.097	214	48.974		246
4	1:33.885	24.470	218	32.154	214	37.261	214	247	17	5:35.288	4:24.878	214	32.931	210	37.479	213	
5	1:39.435	24.527	218	36.919	156	37.989	215	246	18	1:34.030	24.579	218	32.219	212	37.232	213	243
6	1:33.580	24.458	217	32.051	214	37.071	214	246	19	1:33.887	24.403	218	31.984	215	37.500	214	244
7	1:33.465	24.511	219	31.941	215	37.013	215	244	20	1:33.754	24.516	218	32.134	213	37.104	214	244
8	1:45.947	24.475	220	32.191	215	49.281		246	21	1:33.529	24.354	219	32.154	215	37.021	214	246
9	2:45.829	1:21.650	216	34.221	205	49.958			22	1:49.382	24.502	219	32.994	211	51.886		246
10	6:41.351	5:24.718	122	38.345	204	38.288	213		23	9:01.702	7:38.257	216	32.677	211	50.768		
11	1:35.441	24.555	217	32.634	210	38.252	214	243	24	2:35.653	1:22.004	211	35.198	201	38.451	213	
12	1:33.146	24.422	218	31.824	214	36.900	215	244	25	1:33.930	24.470	218	32.295	211	37.165	213	243
13	1:35.604	24.463	219	33.256	208	37.885	215	246	26	1:33.394	24.354	219	32.033	215	37.007	214	244

28	van der Linde, ZAF / van der Linde, ZAF									theoretical besttime: 1:33.193							
1	2:48.742	1:22.513	129	35.317	198	50.912			17	1:48.264	24.597	217	33.918	120	49.749		244
2	2:45.109	1:35.407	217	32.491	213	37.211	215		18	2:38.176	1:23.420	180	36.677	207	38.079	212	
3	1:33.407	24.458	218	32.018	213	36.931	214	244	19	1:37.079	24.652	217	34.367	204	38.060	214	243
4	1:33.530	24.381	218	32.199	211	36.950	213	245	20	1:35.299	25.014	218	32.702	209	37.583	214	244
5	1:33.579	24.301	218	31.989	214	37.289	213	244	21	1:34.456	24.523	216	32.424	212	37.509	215	244
6	1:34.222	24.528	219	32.196	213	37.498	215	243	22	1:34.852	24.753	216	32.513	210	37.586	213	244
7	1:33.674	24.290	219	32.262	215	37.122	214	244	23	1:34.841	24.680	218	32.655	211	37.506	214	243
8	1:33.735	24.416	218	32.141	213	37.178	215	243	24	1:34.917	24.728	217	32.623	210	37.566	213	243
9	1:33.737	24.393	217	32.055	213	37.289	214	243	25	1:34.799	24.597	217	32.685	212	37.517	213	243
10	1:33.641	24.427	217	31.972	214	37.242	214	243	26	1:36.129	24.811	217	33.199	212	38.119	213	244
11	1:33.778	24.535	217	32.031	215	37.212	216	243	27	1:34.546	24.611	217	32.483	212	37.452	215	244
12	1:34.709	24.334	217	32.143	214	38.232	213	245	28	1:34.919	24.588	217	32.852	213	37.479	214	243
13	1:42.184	24.622	218	37.152	207	40.410	216	244	29	1:34.611	24.591	217	32.493	213	37.527	214	244
14	1:34.451	24.586	218	32.495	213	37.370	216	244	30	1:36.746	24.595	217	32.687	211	39.464	214	244
15	1:33.969	24.502	219	32.249	213	37.218	217	245	31	1:46.439	24.711	218	32.544	211	49.184		244
16	1:34.087	24.501	218	32.293	213	37.293	213	246	32	2:44.740	1:21.831	219	34.060	212	48.849		



ADAC GT Masters

Sector List Free Practice 2

Provisional



Autodrom Most, Length: 4212m

Air temperature: 19.05°C

Track temperature: 18.57°C

Weather condition: Dry

DMSB Reg. Nr.: DMSB 110/18

Friday, April 27, 2018 16:35:00

Lap	Time	SE1	SP1	SE2	SP2	SE3	SP3	TSP	Lap	Time	SE1	SP1	SE2	SP2	SE3	SP3	TSP
29 Picariello, BEL / Mies, DEU									theoretical besttime: 1:32.265								
1	6:04.776	4:52.469	207	34.512	205	37.795	215		14	1:45.285	24.375	218	32.183	212	48.727		244
2	1:32.669	24.383	216	31.848	211	36.438	216	244	15	2:50.727	1:32.455	202	39.845	178	38.427	204	
3	1:32.608	24.108	219	32.045	212	36.455	216	245	16	1:42.903	30.134	171	34.768	185	38.001	213	179
4	1:32.503	24.032	218	31.901	212	36.570	216	246	17	1:33.409	24.414	218	32.068	208	36.927	216	243
5	1:36.068	24.197	219	33.110	206	38.761	215	246	18	1:34.435	24.359	218	32.339	210	37.737	210	244
6	1:45.015	24.310	217	31.909	213	48.796		244	19	1:33.558	24.449	218	31.924	212	37.185	216	242
7	2:31.240	1:22.228	216	32.098	212	36.914	215		20	1:33.368	24.346	219	31.886	213	37.136	214	244
8	1:35.492	24.197	217	31.881	213	39.414	216	244	21	1:45.862	24.425	219	32.417	211	49.020		243
9	1:32.915	24.176	218	31.795	213	36.944	216	244	22	8:40.873	7:28.605	215	32.432	212	39.836	213	
10	1:47.471	24.919	217	31.888	214	50.664		246	23	1:33.178	24.421	217	31.940	214	36.817	215	242
11	2:54.645	1:42.397	216	34.572	208	37.676	213		24	1:33.544	24.340	219	32.185	211	37.019	215	244
12	1:33.791	24.480	217	32.036	211	37.275	214	242	25	1:33.354	24.298	219	32.121	213	36.935	217	244
13	1:33.978	24.366	217	32.081	212	37.531	214	244	26	1:46.539	24.405	219	32.999	210	49.135		244

33 Salaquarda, CZE / Stippler, DEU									theoretical besttime: 1:32.911								
1	17:16.778	15:56.440	163	36.894	203	43.444	208		10	1:33.149	24.295	220	31.907	215	36.947	216	247
2	1:39.140	26.272	183	33.799	211	39.069	217	236	11	3:02.382	24.328	221	1:36.308	147	1:01.746		247
3	1:37.455	24.798	178	34.459	213	38.198	217	246	12	8:25.858	7:14.505	216	33.598	207	37.755	216	
4	1:33.944	24.490	219	32.318	213	37.136	217	246	13	1:50.551	38.209	207	34.030	208	38.312	214	244
5	1:35.756	24.527	219	33.903	205	37.326	216	246	14	1:33.785	24.401	220	32.246	214	37.138	215	244
6	1:36.748	25.670	196	33.662	211	37.416	216	246	15	1:33.970	24.450	220	32.262	214	37.258	217	246
7	1:33.614	24.357	220	32.272	213	36.985	217	246	16	1:33.738	24.302	220	32.054	215	37.382	205	247
8	1:33.313	24.371	220	32.160	214	36.782	217	247	17	1:47.192	24.674	220	32.207	213	50.311		241
9	1:32.972	24.356	220	31.840	214	36.776	217	247									

35 Judek, DEU / Eriksson, SWE									theoretical besttime: 1:33.097								
1	2:29.602	1:09.644	140	37.981	179	41.977	188		14	1:35.490	25.434	185	32.602	208	37.454	212	241
2	1:39.541	27.342	192	33.811	203	38.388	213	205	15	1:37.373	24.472	215	32.546	209	40.355	212	241
3	1:33.596	24.435	216	32.151	209	37.010	212	241	16	1:45.277	24.509	215	32.139	209	48.629		241
4	1:33.653	24.807	213	32.127	205	36.719	212	241	17	5:45.643	4:34.567	214	32.875	208	38.201	209	
5	1:33.346	24.504	215	31.987	209	36.855	212	240	18	1:35.850	24.897	215	32.858	206	38.095	209	237
6	1:33.469	24.587	214	31.943	210	36.939	212	241	19	1:34.880	24.655	216	32.502	209	37.723	209	238
7	1:38.133	24.717	214	35.298	197	38.118	212	240	20	1:35.045	24.662	216	32.575	209	37.808	210	237
8	1:46.293	24.586	214	32.304	209	49.403		240	21	1:35.536	25.162	216	32.603	209	37.771	210	240
9	10:04.930	8:53.037	211	32.650	207	39.243	212		22	1:34.832	24.645	216	32.529	208	37.658	210	238
10	1:38.537	24.621	214	32.483	206	41.433	213	240	23	1:47.952	24.819	216	32.794	209	50.339		240
11	1:37.163	24.521	215	32.338	208	40.304	212	240	24	2:50.919	1:28.782	214	32.763	206	49.374		
12	1:35.950	24.508	215	32.349	210	39.093	212	240	25	3:05.239	1:28.621	149	42.118	153	54.500		
13	1:35.955	24.573	214	32.468	208	38.914	213	240									

42 Jensen, DEN / Scheider, DEU									theoretical besttime: 1:32.348								
1	4:19.941	3:06.993	192	34.912	205	38.036	218		14	1:34.863	24.461	219	33.005	211	37.397	218	245
2	1:34.944	24.736	222	32.697	212	37.511	217	247	15	1:33.213	24.329	220	31.939	218	36.945	216	247
3	1:34.650	24.913	222	32.428	213	37.309	217	247	16	1:32.985	24.161	221	32.024	214	36.800	217	247
4	1:36.453	25.052	222	32.857	212	38.544	217	247	17	1:32.464	24.187	223	31.620	217	36.657	217	247
5	1:35.338	25.000	222	32.852	213	37.486	218	248	18	1:45.687	24.218	221	32.722	213	48.747		247
6	1:37.920	25.000	222	33.760	212	39.160	216	247	19	2:45.907	1:30.065	200	37.218	208	38.624	216	
7	1:46.917	24.660	222	32.759	211	49.498		247	20	1:33.714	24.464	222	32.051	217	37.199	217	247
8	2:51.506	1:40.324	219	33.307	211	37.875	216		21	1:34.091	24.484	221	32.403	215	37.204	219	248
9	1:35.372	24.915	221	32.834	213	37.623	217	245	22	1:33.467	24.071	223	32.056	217	37.340	217	248
10	1:35.431	24.785	221	32.825	215	37.821	217	246	23	1:47.188	24.777	217	32.643	216	49.768		249
11	1:49.075	24.857	221	33.907	214	50.311		248	24	6:18.584	4:54.799	195	34.082	211	49.703		
12	10:29.415	9:14.636	203	36.064	205	38.715	215		25	2:46.101	1:23.060	203	33.845	211	49.196		
13	1:37.447	25.355	220	34.001	208	38.091	216	243									

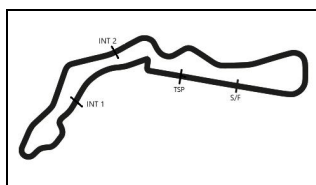
43 Marschall, DEU / Bouveng, SWE									theoretical besttime: 1:32.321								
1	2:24.539	1:09.561	185	35.376	204	39.602	215		15	1:34.629	24.635	220	32.770	214	37.224	218	245
2	1:36.818	25.280	219	33.692	208	37.846	219	247	16	1:32.572	24.182	223	31.737	217	36.653	217	248
3	1:40.580	29.110	195	33.617	212	37.853	217	249	17	1:32.966	23.931	224	31.786	216	37.249	219	248
4	1:36.364	26.081	199	33.010	213	37.273	217	248	18	1:45.878	24.229	223	32.754	215	48.895		249
5	1:35.250	24.861	223	32.900	213	37.489	218	248	19	2:33.304	1:21.617	192	33.675	215	38.012	218	

ver: 1.0

www.adac.de/motorsport

Page 6/ 9 printed: 27.4.2018 17:36





ADAC GT Masters

Sector List Free Practice 2

Provisional



Autodrom Most, Length: 4212m

Air temperature: 19.05°C

Track temperature: 18.57°C

Weather condition: Dry

DMSB Reg. Nr.: DMSB 110/18

Friday, April 27, 2018 16:35:00

Lap	Time	SE1	SP1	SE2	SP2	SE3	SP3	TSP	Lap	Time	SE1	SP1	SE2	SP2	SE3	SP3	TSP
6	1:35.593	24.997	223	33.132	214	37.464	218	249	20	1:35.119	24.586	221	32.486	214	38.047	219	248
7	1:35.527	24.890	224	33.019	214	37.618	217	248	21	1:33.683	24.469	223	32.171	215	37.043	217	249
8	1:48.178	25.217	224	33.190	213	49.771		247	22	1:34.001	24.464	223	32.236	213	37.301	217	248
9	2:38.659	1:26.096	217	34.446	213	38.117	216		23	1:34.494	24.514	224	32.711	213	37.269	218	248
10	1:35.817	25.027	222	32.885	214	37.905	217	247	24	1:46.619	24.898	224	32.474	216	49.247		249
11	1:35.412	24.849	222	32.664	216	37.899	216	248	25	3:48.810	2:15.548	207	43.071	210	50.191		
12	1:38.882	26.170	221	34.201	211	38.511	216	248	26	2:55.438	1:29.085	201	34.941	214	51.412		
13	1:48.564	25.092	220	33.103	214	50.369		248	27	2:46.489	1:22.694	219	33.263	213	50.532		
14	4:21.241	3:07.068	167	35.873	207	38.300	215		28	2:45.558	1:21.472	203	33.912	214	50.174		

47 Pommer, DEU / Götz, DEU

theoretical besttime: 1:33.014

1	2:21.903	1:02.400	175	36.698	198	42.805	213		6	1:33.525	24.473	219	32.122	213	36.930	217	245
2	1:36.766	25.228	189	34.440	209	37.098	216	231	7	1:34.375	24.435	221	32.100	213	37.840	218	244
3	1:33.775	24.441	220	32.368	213	36.966	216	244	8	1:33.452	24.397	220	32.135	214	36.920	214	245
4	1:33.657	25.040	219	31.905	213	36.712	215	244	9	2:20.382	24.453	220	32.238	213	1:23.691		243
5	1:33.207	24.422	220	32.030	212	36.755	216	244									

48 Dontje, NLD / Buhk, DEU

theoretical besttime: 1:32.818

1	3:38.695	2:10.416	196	38.117	112	50.162	213		16	1:45.163	24.248	221	32.145	212	48.770		246
2	1:36.090	24.480	220	32.577	209	39.033	217	241	17	2:32.037	1:21.887	218	32.735	209	37.415	216	
3	1:33.691	24.381	220	32.308	209	37.002	216	244	18	1:34.189	24.478	219	32.633	213	37.078	215	243
4	1:33.320	24.206	220	32.410	213	36.704	217	243	19	1:33.742	24.525	219	32.203	213	37.014	216	244
5	1:33.205	24.364	221	32.140	212	36.701	217	244	20	1:33.375	24.413	220	31.971	215	36.991	218	244
6	1:33.181	24.282	220	32.093	213	36.806	216	244	21	1:33.682	24.414	219	32.120	215	37.148	218	245
7	1:35.510	24.499	200	34.058	213	36.953	216	245	22	1:33.862	24.540	219	32.228	215	37.094	216	245
8	1:33.949	24.296	219	32.424	208	37.229	217	243	23	1:33.468	24.391	219	32.118	212	36.959	217	244
9	1:33.200	24.284	220	31.952	214	36.964	217	244	24	1:33.161	24.327	220	31.911	216	36.923	216	244
10	1:37.882	24.428	221	32.349	213	41.105	216	245	25	1:33.272	24.408	219	32.032	214	36.832	217	243
11	1:33.657	24.474	219	32.215	214	36.968	216	243	26	1:33.510	24.423	220	32.047	214	37.040	217	245
12	1:33.651	24.428	219	32.253	213	36.970	216	245	27	1:34.365	24.454	219	32.003	216	37.908	213	244
13	1:33.370	24.209	222	32.229	213	36.932	216	246	28	1:34.648	24.672	219	32.686	202	37.290	216	242
14	1:33.596	24.347	221	32.378	213	36.871	218	244	29	1:45.373	24.524	219	32.112	215	48.737		244
15	1:33.378	24.430	222	32.144	212	36.804	218	245									

50 Geipel, DEU / Frey, CHE

theoretical besttime: 1:33.517

1	10:12.810	8:46.735	157	40.172	180	45.903	207		14	1:34.041	24.440	218	32.363	211	37.238	214	243
2	1:57.233	29.327	178	35.815	200	52.091		169	15	1:33.641	24.344	218	32.152	212	37.145	214	243
3	6:43.295	5:29.989	210	34.127	206	39.179	212		16	2:18.983	54.316	200	33.964	208	50.703		243
4	1:36.565	24.944	217	33.369	208	38.252	213	241	17	2:39.173	1:28.603	216	32.768	209	37.802	213	
5	1:36.134	24.942	217	33.154	210	38.038	212	241	18	1:34.741	24.836	216	32.456	210	37.449	214	242
6	1:53.155	25.018	217	36.447	201	51.690		242	19	1:33.947	24.647	217	32.080	212	37.220	214	243
7	3:39.969	2:21.775	213	38.787	166	39.407	211		20	1:35.214	24.325	219	32.923	210	37.966	214	243
8	1:37.348	24.916	218	33.124	201	39.308	213	241	21	1:36.595	26.355	211	32.685	210	37.555	214	244
9	1:35.832	24.787	218	32.980	209	38.065	211	243	22	1:33.929	24.321	218	32.203	213	37.405	213	243
10	1:50.167	25.026	218	33.794	205	51.347		242	23	1:34.732	24.779	218	32.564	208	37.389	213	243
11	4:34.231	3:18.095	183	37.266	203	38.870	214		24	1:33.904	24.396	218	32.125	213	37.383	213	243
12	1:36.594	25.986	217	32.835	210	37.773	214	180	25	1:34.194	24.446	219	32.279	213	37.469	214	244
13	1:33.924	24.292	219	32.309	212	37.323	214	243									

53 Beretta, ITA / Vainio, FIN

theoretical besttime: 1:33.134

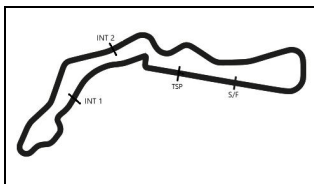
1	3:12.741	1:56.569	175	36.756	198	39.416	200		12	1:33.851	24.345	216	32.286	210	37.220	213	241
2	1:38.042	25.035	215	32.800	206	40.207	214	231	13	1:47.243	24.617	216	32.939	207	49.687		241
3	1:33.791	24.790	216	32.077	210	36.924	211	242	14	12:35.443	11:24.191	198	33.428	205	37.824	211	
4	1:33.286	24.497	214	31.994	209	36.795	212	240	15	1:34.305	24.686	215	32.338	209	37.281	212	240
5	1:34.958	24.448	215	33.359	207	37.151	211	241	16	1:38.004	24.578	216	33.689	205	39.737	213	240
6	1:47.857	24.581	215	32.881	203	50.395		240	17	1:34.323	24.598	215	32.511	210	37.214	212	241
7	5:46.206	4:34.354	212	33.906	204	37.946	210		18	1:42.161	30.835	195	33.646	209	37.680	211	241
8	1:34.265	24.765	214	32.315	210	37.185	212	240	19	1:47.482	24.671	216	32.881	208	49.930		242
9	1:33.622	24.534	214	32.005	211	37.083	211	240	20	2:34.752	1:23.801	204	33.152	208	37.799	213	
10	1:33.852	24.512	214	32.182	210	37.158	210	242	21	1:45.956	24.658	216	32.344	210	48.954		242
11	1:33.958	24.648	214	32.117	210	37.193	213	240	22	2:45.620	1:20.594	216	34.506	164	50.520		

ver: 1.0

www.adac.de/motorsport

Page 7 / 9 printed: 27.4.2018 17:36





ADAC GT Masters

Sector List Free Practice 2



Provisional

Autodrom Most, Length: 4212m

Air temperature: 19.05°C

Track temperature: 18.57°C

Weather condition: Dry

DMSB Reg. Nr.: DMSB 110/18

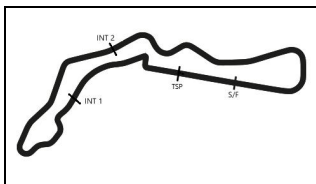
Friday, April 27, 2018 16:35:00

Lap	Time	SE1	SP1	SE2	SP2	SE3	SP3	TSP	Lap	Time	SE1	SP1	SE2	SP2	SE3	SP3	TSP
63 Bortolotti, ITA / Caldarelli, ITA									theoretical besttime: 1:33.609								
1	2:20.545	56.276	139	40.940	166	43.329	205		16	1:34.359	24.669	214	32.218	211	37.472	212	241
2	1:58.139	30.958	156	36.114	194	51.067		144	17	1:33.984	24.402	214	32.127	211	37.455	214	242
3	2:49.065	1:23.360	156	35.711	179	49.994			18	1:37.779	24.309	215	32.131	210	41.339	214	241
4	2:33.107	1:21.812	211	33.280	208	38.015	212		19	1:33.975	24.410	216	32.102	211	37.463	213	242
5	1:47.815	25.208	212	33.089	208	49.518		240	20	1:34.044	24.453	215	32.254	204	37.337	210	241
6	3:22.986	2:11.007	210	34.170	206	37.809	212		21	1:33.945	24.424	216	32.046	213	37.475	213	240
7	1:34.466	24.473	215	32.373	210	37.620	213	237	22	1:36.030	24.437	216	32.238	210	39.355	213	243
8	1:34.302	24.502	216	32.093	213	37.707	213	242	23	1:35.380	24.469	216	32.300	213	38.611	211	241
9	1:33.818	24.411	213	31.963	213	37.444	211	240	24	1:33.968	24.468	216	32.147	212	37.353	211	241
10	1:37.361	24.528	215	32.186	210	40.647	212	240	25	1:46.264	24.531	217	32.423	214	49.310		240
11	1:40.012	24.576	215	33.701	206	41.735	208	240	26	2:43.904	1:21.872	215	32.430	211	49.602		
12	1:49.921	24.711	215	34.921	126	50.289		238	27	6:29.553	5:17.909	210	33.203	143	38.441	210	
13	3:03.669	1:38.576	210	33.772	208	51.321			28	1:34.435	24.728	215	32.346	211	37.361	213	237
14	2:43.162	1:28.798	213	34.478	203	39.886	207		29	1:34.204	24.530	215	32.292	210	37.382	212	243
15	1:39.843	24.657	215	33.443	209	41.743	213	238									

Lap	Time	SE1	SP1	SE2	SP2	SE3	SP3	TSP	Lap	Time	SE1	SP1	SE2	SP2	SE3	SP3	TSP
69 Slooten, DEU / Luhr, DEU									theoretical besttime: 1:33.310								
1	1:49.834	35.436	195	35.598	201	38.800	212		19	1:37.106	24.586	219	33.723	204	38.797	213	239
2	1:35.557	24.771	217	33.035	203	37.751	211	240	20	1:35.601	24.561	218	32.936	207	38.104	211	241
3	1:34.366	24.476	219	32.513	205	37.377	213	240	21	1:35.310	24.479	218	32.878	208	37.953	212	240
4	1:38.569	24.520	218	32.659	209	41.390	213	243	22	1:35.299	24.379	217	32.936	207	37.984	213	241
5	1:34.263	24.349	219	32.706	208	37.208	213	242	23	1:35.058	24.413	219	32.717	207	37.928	213	241
6	1:34.430	24.529	219	32.472	208	37.429	213	242	24	1:35.046	24.501	219	32.682	207	37.863	213	241
7	1:34.272	24.504	219	32.312	208	37.456	212	241	25	1:35.027	24.471	218	32.635	208	37.921	213	241
8	1:46.294	24.537	219	32.684	207	49.073		241	26	1:35.914	25.496	217	32.767	208	37.651	213	241
9	3:02.794	1:50.553	213	34.113	203	38.128	213		27	1:34.696	24.559	218	32.569	208	37.568	213	241
10	1:34.088	24.397	218	32.387	207	37.304	212	240	28	1:34.849	24.439	219	32.702	206	37.708	213	241
11	1:33.750	24.612	218	32.064	210	37.074	213	239	29	1:34.751	24.400	218	32.705	208	37.646	214	241
12	1:36.280	24.668	217	33.451	206	38.161	212	242	30	1:34.897	24.482	218	32.680	209	37.735	213	242
13	1:33.960	24.405	217	32.440	209	37.115	213	241	31	2:14.443	49.274	205	33.965	206	51.204		243
14	1:33.384	24.184	219	32.138	209	37.062	213	241	32	2:24.854	1:13.718	218	33.153	208	37.983	213	
15	1:49.280	26.671	201	32.861	207	49.748		241	33	1:34.940	24.315	219	32.811	208	37.814	214	241
16	2:55.353	1:42.773	196	34.074	204	38.506	211		34	1:35.050	24.438	219	32.710	209	37.902	214	242
17	1:36.212	24.821	218	33.129	208	38.262	211	240	35	1:47.632	24.535	219	32.755	208	50.342		242
18	1:36.340	24.866	218	33.312	205	38.162	209	241									

Lap	Time	SE1	SP1	SE2	SP2	SE3	SP3	TSP	Lap	Time	SE1	SP1	SE2	SP2	SE3	SP3	TSP
82 Ineichen, CHE / Engelhart, DEU									theoretical besttime: 1:33.304								
1	2:59.091	1:44.906	194	35.545	204	38.640	211		14	4:24.850	3:00.507	210	34.220	206	50.123		
2	1:37.934	24.816	218	32.613	208	40.505	214	240	15	2:49.276	1:22.241	197	35.905	206	51.130		
3	1:34.158	24.547	218	32.216	210	37.395	211	242	16	2:47.109	1:20.628	216	33.416	208	53.065		
4	1:33.848	24.543	217	32.250	210	37.055	213	241	17	9:58.027	8:44.346	175	35.226	200	38.455	203	
5	1:45.917	24.488	216	32.452	211	48.977		244	18	1:37.382	25.908	192	33.070	209	38.404	214	218
6	3:41.830	2:21.584	212	38.411	169	41.835	213		19	1:34.344	24.738	217	32.441	214	37.165	214	241
7	1:34.151	24.460	216	32.329	211	37.362	213	241	20	1:43.725	28.590	208	33.923	206	41.212	212	242
8	1:33.738	24.398	217	32.010	213	37.330	213	240	21	1:49.149	26.172	187	34.282	172	48.695	205	207
9	1:36.957	24.395	213	33.072	213	39.490	213	244	22	1:35.620	24.905	218	33.038	209	37.677	214	238
10	1:33.577	24.320	216	32.012	214	37.245	213	242	23	1:35.634	24.652	219	33.433	204	37.549	215	243
11	1:38.217	24.370	216	31.945	214	41.902	213	242	24	1:45.585	24.384	218	32.366	213	48.835		243
12	1:35.063	24.304	216	32.857	210	37.902	214	242	25	2:43.911	1:21.290	210	33.311	210	49.310		
13	1:44.894	24.316	217	32.101	212	48.477		242									

Lap	Time	SE1	SP1	SE2	SP2	SE3	SP3	TSP	Lap	Time	SE1	SP1	SE2	SP2	SE3	SP3	TSP
84 Assenheimer, DEU / Schmid, DEU									theoretical besttime: 1:32.912								
1	3:23.023	2:07.954	162	35.935	201	39.134	213		7	4:50.153	3:36.122	214	35.823	204	38.208	217	
2	1:34.949	24.808	219	32.951	209	37.190	218	240	8	1:33.551	24.297	219	32.317	212	36.937	216	242
3	1:35.598	24.477	219	33.878	210	37.243	213	244	9	1:33.245	24.403	219	31.964	213	36.878	216	243
4	1:33.365	24.533	219	32.051	211	36.781	216	242	10	2:22.912	24.400	219	31.834	214	1:26.678		244
5	1:35.989	24.365	219	32.468	207	39.156	218	244	11	14:10.209	12:58.320	201	33.572	204	38.317	215	
6	1:46.496	24.298	221	32.425	209	49.773	244		12	1:47.353	24.553	219	32.880	206	49.920		241



ADAC GT Masters

Sector List Free Practice 2

Provisional



Autodrom Most, Length: 4212m

Air temperature: 19.05°C

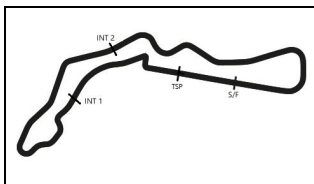
Track temperature: 18.57°C

Weather condition: Dry

DMSB Reg. Nr.: DMSB 110/18

Friday, April 27, 2018 16:35:00

Lap	Time	SE1	SP1	SE2	SP2	SE3	SP3	TSP	Lap	Time	SE1	SP1	SE2	SP2	SE3	SP3	TSP
99 Renauer, DEU / Jaminet, FRA									theoretical besttime: 1:32.513								
1	3:06.668	1:26.308	119	40.672	183	59.688			15	1:32.996	24.298	221	31.942	214	36.756	218	245
2	2:17.754	46.941	85	39.173	203	51.640			16	1:32.691	24.259	221	31.783	214	36.649	218	246
3	2:37.554	1:26.283	190	33.733	210	37.538	217		17	1:45.698	24.422	220	32.244	208	49.032		247
4	1:35.101	24.582	220	32.975	210	37.544	217	246	18	2:32.275	1:22.494	214	32.775	213	37.006	217	
5	1:34.658	24.675	221	32.698	211	37.285	217	246	19	1:33.206	24.296	220	32.039	215	36.871	217	245
6	1:34.263	24.549	221	32.372	214	37.342	217	245	20	1:37.064	24.081	221	33.826	189	39.157	217	247
7	1:34.526	24.794	221	32.399	214	37.333	217	247	21	1:33.240	24.230	220	32.117	216	36.893	217	247
8	1:46.357	24.560	221	32.592	214	49.205		246	22	1:33.231	24.304	220	32.024	216	36.903	216	244
9	5:44.838	4:33.825	215	33.329	213	37.684	215		23	1:45.029	24.399	221	31.956	216	48.674		247
10	1:37.208	26.839	219	32.851	212	37.518	217	244	24	6:11.843	5:01.273	220	32.447	213	38.123	218	
11	1:34.704	24.575	221	32.496	213	37.633	216	246	25	1:34.583	24.325	220	33.241	211	37.017	218	247
12	1:47.333	24.573	221	32.773	213	49.987		246	26	1:45.349	24.686	221	32.026	215	48.637		247
13	4:45.684	3:23.717	155	38.067	152	43.900	214		27	2:44.312	1:23.196	220	32.314	214	48.802		
14	1:35.662	24.870	221	33.112	212	37.680	217	244									



ADAC GT Masters

Top speed list Free Practice 2



Provisional

DMSB Reg. Nr.: DMSB 110/18

Autodrom Most, Length: 4212m

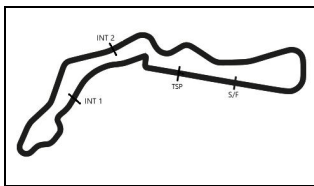
Air temperature: 18.97°C

Track temperature: 18.57°C

Weather condition: Dry

Friday, April 27, 2018 16:35:00

#	Name (NAT)	Team	Car name	Speed	Lap	Race time
14	Jens Klingmann (DEU)	MRS GT-Racing (DEU)	BMW M6 GT3	250.58	23	51:32.904
43	Victor Bouveng (SWE)	BMW Team Schnitzer (DEU)	BMW M6 GT3	249.42	3	4:05.718
42	Timo Scheider (DEU)	BMW Team Schnitzer (DEU)	BMW M6 GT3	249.42	23	49:35.178
13	Sven Barth (DEU)	RWT Racing (AUT)	Corvette C7 GT3	249.42	23	51:13.720
9	Christopher Dreyspring (DEU)	Honda Team Schubert Motorsport (DEU)	Honda NSX GT3	249.42	27	53:03.301
1	Marvin Kirchhöfer (DEU)	Callaway Competition (DEU)	Corvette C7 GT3	248.27	14	32:52.244
5	Philip Ellis (GBR)	Phoenix Racing (DEU)	Audi R8 LMS	247.70	4	5:05.481
33	Filip Salaquarda (CZE)	Team ISR (CZE)	Audi R8 LMS	247.70	9	28:31.144
99	Mathieu Jaminet (FRA)	Precote Herberth Motorsport (DEU)	Porsche 911 GT3 R	247.70	20	42:13.580
18	Adrien de Leener (BEL)	KÜS TEAM75 Bernhard (DEU)	Porsche 911 GT3 R	247.70	26	44:56.566
26	Jeffrey Schmidt (CHE)	BWT Mücke Motorsport (DEU)	Audi R8 LMS	247.13	4	5:07.564
3	Nikolaj Rogivue (CHE)	Aust Motorsport (DEU)	Audi R8 LMS	247.13	18	32:16.708
17	Kevin Estre (FRA)	KÜS TEAM75 Bernhard (DEU)	Porsche 911 GT3 R	247.13	21	33:03.007
48	Indy Dontje (NLD)	MANN-FILTER Team HTP Motorsport (DEU)	Mercedes-AMG GT3	246.57	16	25:40.785
24	Mike David Ortman (DEU)	BWT Mücke Motorsport (DEU)	Audi R8 LMS	246.01	3	4:52.832
29	Christopher Mies (DEU)	Montaplast by Land-Motorsport (DEU)	Audi R8 LMS	246.01	4	9:14.479
20	Nicolai Sylvest (DNK)	Team ZAKSPEED BKK Mobil Oil Racing (DEU)	Mercedes-AMG GT3	246.01	5	9:45.384
25	Ricardo Feller (CHE)	BWT Mücke Motorsport (DEU)	Audi R8 LMS	246.01	8	13:10.583
28	Sheldon van der Linde (ZAF)	Montaplast by Land-Motorsport (DEU)	Audi R8 LMS	246.01	16	26:06.896
7	Dominik Schwager (DEU)	HB Racing (AUT)	Ferrari 488 GT3	246.01	20	35:17.901
12	Dries Vanthoor (BEL)	EFP by TECE (DEU)	Audi R8 LMS	246.01	16	37:21.927
6	Ivan Lukashovich (RUS)	Phoenix Racing (DEU)	Audi R8 LMS	246.01	29	59:54.335
11	Pierre Kaffer (DEU)	EFP by TECE (DEU)	Audi R8 LMS	245.45	5	7:14.028
47	Markus Pommer (DEU)	MANN-FILTER Team HTP Motorsport (DEU)	Mercedes-AMG GT3	245.45	6	8:43.743
84	Clemens Schmid (DEU)	AutoArenA Motorsport (DEU)	Mercedes-AMG GT3	244.89	3	5:02.409
82	Rolf Ineichen (CHE)	GRT Grasser-Racing-Team (AUT)	Lamborghini Huracan GT3	244.89	5	7:49.513
21	Luca Stolz (DEU)	Team ZAKSPEED BKK Mobil Oil Racing (DEU)	Mercedes-AMG GT3	244.34	4	6:10.306
50	Philip Geipel (DEU)	YACO Racing	Audi R8 LMS	244.34	21	53:21.453
69	Lucas Luhr (DEU)	IronForce by RING POLICE (DEU)	Porsche 911 GT3 R	243.79	4	5:04.227
19	Franck Perera (FRA)	GRT Grasser-Racing-Team (AUT)	Lamborghini Huracan GT3	243.79	13	22:59.125
63	Andrea Caldarelli (ITA)	ORANGE1 by GRT Grasser (AUT)	Lamborghini Huracan GT3	243.79	22	41:40.787
8	Lance David Arnold (DEU)	Car Collection Motorsport (DEU)	Mercedes-AMG GT3	243.24	3	4:45.938
53	Michele Beretta (ITA)	Team Rosberg (DEU)	Lamborghini Huracan GT3	242.15	3	4:55.272
35	Jimmy Eriksson (SWE)	Team Rosberg (DEU)	Lamborghini Huracan GT3	241.61	3	4:13.643



ADAC GT Masters

Pit Stops Free Practice 2



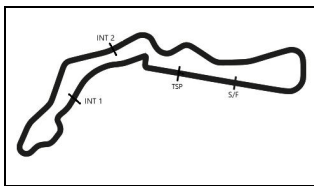
Provisional

DMSB Reg. Nr.: DMSB 110/18

Autodrom Most, Length: 4212m
 Air temperature: 18.97°C
 Track temperature: 18.57°C
 Weather condition: Dry

Friday, April 27, 2018 16:35:00

Nr	Driver in	Day time in	Time in	Driver out	Day time out	Time out	Nett Time
28	Sheldon van der Linde	16:37:35.462	2:35.372	Sheldon van der Linde	16:39:00.140	4:00.050	1:24.678
20	Kim Luis Schramm	16:37:38.567	2:38.477	Kim Luis Schramm	16:38:48.590	3:48.500	1:10.023
99	Robert Renauer	16:37:52.493	2:52.403	Robert Renauer	16:38:22.169	3:22.079	29.676
25	Ricardo Feller	16:38:28.874	3:28.784	Ricardo Feller	16:40:10.174	5:10.084	1:41.300
63	Mirko Bortolotti	16:39:05.544	4:05.454	Mirko Bortolotti	16:40:15.906	5:15.816	1:10.362
99	Robert Renauer	16:40:11.516	5:11.426	Robert Renauer	16:41:22.565	6:22.475	1:11.049
20	Kim Luis Schramm	16:40:22.853	5:22.763	Nicolai Sylvest	16:41:32.839	6:32.749	1:09.986
13	Sven Barth	16:41:08.921	6:08.831	Sven Barth	16:46:02.159	11:02.069	4:53.238
63	Mirko Bortolotti	16:41:54.607	6:54.517	Mirko Bortolotti	16:43:05.066	8:04.976	1:10.459
21	Luca Stolz	16:44:14.132	9:14.042	Luca Stolz	16:48:34.205	13:34.115	4:20.073
82	Rolf Ineichen	16:44:17.747	9:17.657	Christian Engelhart	16:46:28.327	11:28.237	2:10.580
12	Florian Spengler	16:44:46.181	9:46.091	Florian Spengler	16:45:56.435	10:56.345	1:10.254
11	Pierre Kaffer	16:45:19.235	10:19.145	Pierre Kaffer	16:48:29.727	13:29.637	3:10.492
24	Mike David Ortmann	16:46:02.402	11:02.312	Markus Winkelhock	16:53:42.000	18:41.910	7:39.598
53	Michele Beretta	16:46:07.366	11:07.276	Aaro Vainio	16:50:30.536	15:30.446	4:23.170
20	Nicolai Sylvest	16:46:14.029	11:13.939	Nicolai Sylvest	16:48:08.711	13:08.621	1:54.682
63	Mirko Bortolotti	16:46:15.182	11:15.092	Mirko Bortolotti	16:48:13.544	13:13.454	1:58.362
84	Clemens Schmid	16:46:16.129	11:16.039	Clemens Schmid	16:49:39.843	14:39.753	3:23.714
5	Philip Ellis	16:46:17.389	11:17.299	Philip Ellis	16:50:03.634	15:03.544	3:46.245
7	Luca Ludwig	16:46:32.773	11:32.683	Luca Ludwig	16:47:44.597	12:44.507	1:11.824
6	Ivan Lukashovich	16:46:51.291	11:51.201	Ivan Lukashovich	16:51:41.118	16:41.028	4:49.827
50	Rahel Frey	16:46:56.771	11:56.681	Rahel Frey	16:52:14.698	17:14.608	5:17.927
3	Christer Jöns	16:47:11.225	12:11.135	Christer Jöns	16:49:37.979	14:37.889	2:26.754
19	Franck Perera	16:47:12.643	12:12.553	Franck Perera	16:50:00.399	15:00.309	2:47.756
69	Lucas Luhr	16:47:54.533	12:54.443	Lucas Luhr	16:49:30.426	14:30.336	1:35.893
26	Jeffrey Schmidt	16:47:56.166	12:56.076	Jeffrey Schmidt	16:49:07.113	14:07.023	1:10.947
18	Klaus Bachler	16:47:57.757	12:57.667	Klaus Bachler	16:49:09.164	14:09.074	1:11.407
1	Marvin Kirchhöfer	16:48:16.634	13:16.544	Marvin Kirchhöfer	16:53:30.639	18:30.549	5:14.005
35	Jimmy Eriksson	16:48:34.351	13:34.261	Jimmy Eriksson	16:57:11.945	22:11.855	8:37.594
43	Victor Bouveng	16:48:40.007	13:39.917	Dennis Marschall	16:49:54.193	14:54.103	1:14.186
29	Christopher Mies	16:48:50.501	13:50.411	Christopher Mies	16:50:00.813	15:00.723	1:10.312
42	Timo Scheider	16:48:53.305	13:53.215	Timo Scheider	16:50:21.148	15:21.058	1:27.843
13	Sven Barth	16:49:14.500	14:14.410	Sven Barth	16:51:37.298	16:37.208	2:22.798
9	Giorgio Maggi	16:49:22.526	14:22.436	Giorgio Maggi	16:54:17.956	19:17.866	4:55.430
20	Nicolai Sylvest	16:49:40.571	14:40.481	Nicolai Sylvest	16:50:50.865	15:50.775	1:10.294
21	Luca Stolz	16:50:07.101	15:07.011	Luca Stolz	16:51:17.275	16:17.185	1:10.174
47	Markus Pommer	16:50:27.217	15:27.127				
26	Jeffrey Schmidt	16:50:41.839	15:41.749	Jeffrey Schmidt	16:55:50.332	20:50.242	5:08.493
14	Jens Klingmann	16:50:43.200	15:43.110	Christopher Zöchling	16:52:25.451	17:25.361	1:42.251
99	Robert Renauer	16:50:53.974	15:53.884	Robert Renauer	16:55:15.279	20:15.189	4:21.305
25	Ricardo Feller	16:51:11.667	16:11.577	Ricardo Feller	16:52:35.690	17:35.600	1:24.023
20	Nicolai Sylvest	16:52:24.418	17:24.328	Nicolai Sylvest	16:53:45.541	18:45.451	1:21.123
7	Luca Ludwig	16:52:25.063	17:24.973	Luca Ludwig	16:53:36.010	18:35.920	1:10.947
21	Luca Stolz	16:52:58.746	17:58.656	Luca Stolz	16:54:08.668	19:08.578	1:09.922



ADAC GT Masters

Pit Stops Free Practice 2



Provisional

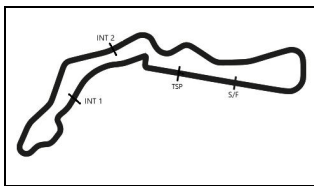
DMSB Reg. Nr.: DMSB 110/18

Autodrom Most, Length: 4212m
 Air temperature: 18.97°C
 Track temperature: 18.57°C
 Weather condition: Dry

Friday, April 27, 2018 16:35:00

Nr	Driver in	Day time in	Time in	Driver out	Day time out	Time out	Nett Time
8	Lance David Arnold	16:53:54.937	18:54.847	Christopher Friedrich	16:55:04.763	20:04.673	1:09.826
13	Claudia Hürtgen	16:54:54.812	19:54.722	Claudia Hürtgen	16:57:00.005	21:59.915	2:05.193
7	Luca Ludwig	16:55:08.475	20:08.385	Luca Ludwig	16:56:14.928	21:14.838	1:06.453
20	Nicolai Sylvest	16:55:18.116	20:18.026	Nicolai Sylvest	16:56:29.224	21:29.134	1:11.108
12	Florian Spengler	16:55:18.873	20:18.783	Dries Vanthoor	17:07:25.551	32:25.461	12:06.678
29	Christopher Mies	16:56:17.355	21:17.265	Christopher Mies	16:57:47.910	22:47.820	1:30.555
11	Pierre Kaffer	16:56:23.985	21:23.895	Elia Erhart	16:58:08.892	23:08.802	1:44.907
84	Clemens Schmid	16:56:36.409	21:36.319	Patrick Assenheimer	17:09:21.122	34:21.032	12:44.713
42	Mikkel Jensen	16:56:44.589	21:44.499	Mikkel Jensen	17:05:45.242	30:45.152	9:00.653
21	Luca Stolz	16:57:16.783	22:16.693	Luca Stolz	16:58:27.172	23:27.082	1:10.389
43	Dennis Marschall	16:57:57.194	22:57.104	Dennis Marschall	17:00:49.794	25:49.704	2:52.600
6	Ivan Lukashevich	16:58:09.999	23:09.909	Ivan Lukashevich	17:01:46.756	26:46.666	3:36.757
50	Rahel Frey	16:58:45.922	23:45.832	Rahel Frey	17:00:53.752	25:53.662	2:07.830
17	Timo Bernhard	16:58:55.596	23:55.506	Timo Bernhard	17:00:06.262	25:06.172	1:10.666
82	Christian Engelhart	16:59:16.278	24:16.188	Christian Engelhart	17:02:04.038	27:03.948	2:47.760
63	Mirko Bortolotti	16:59:28.458	24:28.368	Andrea Caldarelli	17:00:51.397	25:51.307	1:22.939
5	Philip Ellis	16:59:32.323	24:32.233	Philip Ellis	17:00:42.972	25:42.882	1:10.649
20	Nicolai Sylvest	16:59:35.299	24:35.209	Nicolai Sylvest	17:00:46.694	25:46.604	1:11.395
21	Luca Stolz	17:00:02.302	25:02.212	Sebastian Asch	17:03:41.996	28:41.906	3:39.694
69	Lucas Luhr	17:00:38.027	25:37.937	Jan-Erik Slooten	17:02:07.408	27:07.318	1:29.381
3	Christer Jöns	17:01:03.590	26:03.500	Nikolaj Rogivue	17:02:21.573	27:21.483	1:17.983
1	Marvin Kirchhöfer	17:01:16.705	26:16.615	Marvin Kirchhöfer	17:04:41.117	29:41.027	3:24.412
8	Christopher Friedrich	17:01:27.687	26:27.597	Christopher Friedrich	17:04:48.258	29:48.168	3:20.571
53	Aaro Vainio	17:01:30.369	26:30.279	Aaro Vainio	17:12:40.431	37:40.341	11:10.062
99	Robert Renauer	17:01:38.111	26:38.021	Robert Renauer	17:04:45.934	29:45.844	3:07.823
48	Indy Dontje	17:02:08.738	27:08.648	Maximilian Buhk	17:03:19.163	28:19.073	1:10.425
20	Nicolai Sylvest	17:02:20.543	27:20.453				
63	Andrea Caldarelli	17:02:32.146	27:32.056	Andrea Caldarelli	17:03:49.624	28:49.534	1:17.478
82	Christian Engelhart	17:03:40.839	28:40.749	Rolf Ineichen	17:04:51.151	29:51.061	1:10.312
29	Alessio Picariello	17:04:05.360	29:05.270	Alessio Picariello	17:05:25.547	30:25.457	1:20.187
28	Sheldon van der Linde	17:04:11.638	29:11.548	Kelvin van der Linde	17:05:22.450	30:22.360	1:10.812
14	Christopher Zöchling	17:05:13.811	30:13.721	Christopher Zöchling	17:07:44.874	32:44.784	2:31.063
25	Christopher Haase	17:05:20.967	30:20.877	Christopher Haase	17:06:30.911	31:30.821	1:09.944
9	Giorgio Maggi	17:05:30.007	30:29.917	Giorgio Maggi	17:06:41.035	31:40.945	1:11.028
7	Luca Ludwig	17:05:42.949	30:42.859	Dominik Schwager	17:07:01.758	32:01.668	1:18.809
82	Rolf Ineichen	17:06:30.369	31:30.279	Rolf Ineichen	17:07:40.517	32:40.427	1:10.148
26	Jeffrey Schmidt	17:07:02.696	32:02.606	Stefan Mücke	17:11:15.165	36:15.075	4:12.469
19	Franck Perera	17:07:22.408	32:22.318	Franck Perera	17:08:33.041	33:32.951	1:10.633
50	Rahel Frey	17:07:29.223	32:29.133	Rahel Frey	17:10:32.758	35:32.668	3:03.535
25	Christopher Haase	17:08:04.764	33:04.674	Christopher Haase	17:11:26.238	36:26.148	3:21.474
18	Adrien de Leener	17:08:21.739	33:21.649	Adrien de Leener	17:11:19.899	36:19.809	2:58.160
24	Markus Winkelhock	17:08:25.363	33:25.273	Markus Winkelhock	17:15:39.882	40:39.792	7:14.519
13	Claudia Hürtgen	17:08:42.306	33:42.216	Claudia Hürtgen	17:10:52.126	35:52.036	2:09.820
43	Dennis Marschall	17:08:44.656	33:44.566	Dennis Marschall	17:09:52.200	34:52.110	1:07.544





ADAC GT Masters

Pit Stops Free Practice 2



Provisional

DMSB Reg. Nr.: DMSB 110/18

Autodrom Most, Length: 4212m
 Air temperature: 18.97°C
 Track temperature: 18.57°C
 Weather condition: Dry

Friday, April 27, 2018 16:35:00

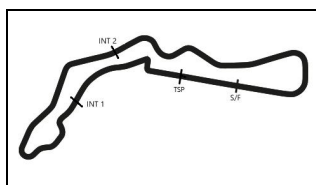
Nr	Driver in	Day time in	Time in	Driver out	Day time out	Time out	Nett Time
82	Rolf Ineichen	17:09:17.537	34:17.447	Rolf Ineichen	17:17:44.796	42:44.706	8:27.259
1	Marvin Kirchhöfer	17:09:19.629	34:19.539	Marvin Kirchhöfer	17:11:24.941	36:24.851	2:05.312
33	Filip Salaquarda	17:09:22.034	34:21.944	Frank Stippler	17:16:23.538	41:23.448	7:01.504
14	Christopher Zöchling	17:09:25.672	34:25.582	Jens Klingmann	17:18:15.126	43:15.036	8:49.454
6	Ivan Lukashovich	17:09:38.557	34:38.467	Ivan Lukashovich	17:10:54.939	35:54.849	1:16.382
35	Jimmy Eriksson	17:10:05.028	35:04.938	Jonathan Judek	17:14:27.362	39:27.272	4:22.334
5	Max Hofer	17:10:13.802	35:13.712	Max Hofer	17:15:59.629	40:59.539	5:45.827
17	Kevin Este	17:11:05.668	36:05.578	Kevin Este	17:12:50.775	37:50.685	1:45.107
7	Dominik Schwager	17:11:46.304	36:46.214	Dominik Schwager	17:12:57.009	37:56.919	1:10.705
11	Elia Erhart	17:12:26.639	37:26.549	Elia Erhart	17:14:47.269	39:47.179	2:20.630
84	Patrick Assenheimer	17:12:34.010	37:33.920				
8	Christopher Friedrich	17:12:39.083	37:38.993	Christopher Friedrich	17:18:46.718	43:46.628	6:07.635
99	Robert Renauer	17:12:50.826	37:50.736	Mathieu Jaminet	17:14:01.657	39:01.567	1:10.831
1	Marvin Kirchhöfer	17:12:56.571	37:56.481	Marvin Kirchhöfer	17:14:11.799	39:11.709	1:15.228
21	Sebastian Asch	17:13:08.501	38:08.411	Sebastian Asch	17:14:24.543	39:24.453	1:16.042
3	Nikolaj Rogivue	17:13:49.995	38:49.905	Nikolaj Rogivue	17:16:21.153	41:21.063	2:31.158
1	Marvin Kirchhöfer	17:15:42.287	40:42.197	Marvin Kirchhöfer	17:16:52.665	41:52.575	1:10.378
29	Alessio Picariello	17:16:39.679	41:39.589	Alessio Picariello	17:23:57.518	48:57.428	7:17.839
42	Mikkel Jensen	17:16:50.733	41:50.643	Mikkel Jensen	17:18:01.874	43:01.784	1:11.141
12	Dries Vanthoor	17:16:55.324	41:55.234	Dries Vanthoor	17:20:30.241	45:30.151	3:34.917
6	Oscar Tunjo	17:17:11.608	42:11.518	Oscar Tunjo	17:21:03.168	46:03.078	3:51.560
13	Claudia Hürtgen	17:17:12.623	42:12.533	Claudia Hürtgen	17:18:23.597	43:23.507	1:10.974
9	Christopher Dreyspring	17:17:46.067	42:45.977	Christopher Dreyspring	17:21:38.044	46:37.954	3:51.977
25	Christopher Haase	17:19:19.960	44:19.870	Ricardo Feller	17:20:32.029	45:31.939	1:12.069
43	Victor Bouveng	17:19:21.887	44:21.797	Victor Bouveng	17:21:24.359	46:24.269	2:02.472
13	Claudia Hürtgen	17:19:55.072	44:54.982	Sven Barth	17:21:20.407	46:20.317	1:25.335
24	Markus Winkelhock	17:20:28.805	45:28.715	Markus Winkelhock	17:26:28.857	51:28.767	6:00.052
21	Luca Stolz	17:20:36.858	45:36.768				
50	Rahel Frey	17:20:40.558	45:40.468	Philip Geipel	17:21:58.134	46:58.044	1:17.576
26	Stefan Mücke	17:20:42.159	45:42.069	Stefan Mücke	17:28:10.254	53:10.164	7:28.095
1	Marvin Kirchhöfer	17:20:43.705	45:43.615	Marvin Kirchhöfer	17:21:54.221	46:54.131	1:10.516
7	Dominik Schwager	17:20:49.173	45:49.083	Dominik Schwager	17:22:54.448	47:54.358	2:05.275
12	Dries Vanthoor	17:22:04.875	47:04.785	Dries Vanthoor	17:23:15.810	48:15.720	1:10.935
5	Max Hofer	17:22:16.548	47:16.458	Max Hofer	17:29:02.022	54:01.932	6:45.474
53	Aaro Vainio	17:22:22.089	47:21.999	Aaro Vainio	17:23:31.518	48:31.428	1:09.429
63	Andrea Caldarelli	17:22:54.856	47:54.766	Andrea Caldarelli	17:24:05.022	49:04.932	1:10.166
43	Victor Bouveng	17:23:10.675	48:10.585	Victor Bouveng	17:24:25.272	49:25.182	1:14.597
99	Mathieu Jaminet	17:23:24.906	48:24.816	Mathieu Jaminet	17:28:15.633	53:15.543	4:50.727
1	Marvin Kirchhöfer	17:23:25.854	48:25.764				
48	Indy Dontje	17:23:37.367	48:37.277				
3	Nikolaj Rogivue	17:24:19.990	49:19.900	Nikolaj Rogivue	17:26:03.873	51:03.783	1:43.883
12	Dries Vanthoor	17:24:48.703	49:48.613	Dries Vanthoor	17:26:00.606	51:00.516	1:11.903
25	Ricardo Feller	17:25:14.464	50:14.374				
17	Kevin Este	17:25:29.243	50:29.153	Kevin Este	17:26:40.423	51:40.333	1:11.180
35	Jonathan Judek	17:25:34.737	50:34.647	Jimmy Eriksson	17:26:51.837	51:51.747	1:17.100

ver: 1.0

www.adac.de/motorsport

Page 3/ 4 printed: 27.4.2018 17:37





ADAC GT Masters

Pit Stops Free Practice 2



Provisional

DMSB Reg. Nr.: DMSB 110/18

Autodrom Most, Length: 4212m

Air temperature: 18.97°C

Track temperature: 18.57°C

Weather condition: Dry

Friday, April 27, 2018 16:35:00

Nr	Driver in	Day time in	Time in	Driver out	Day time out	Time out	Nett Time
63	Andrea Caldarelli	17:25:38.750	50:38.660	Andrea Caldarelli	17:30:45.112	55:45.022	5:06.362
42	Timo Scheider	17:26:05.183	51:05.093	Timo Scheider	17:30:47.259	55:47.169	4:42.076
43	Victor Bouveng	17:26:06.126	51:06.036	Victor Bouveng	17:27:17.272	52:17.182	1:11.146
33	Frank Stippler	17:26:07.143	51:07.053				
53	Michele Beretta	17:26:42.749	51:42.659	Aaro Vainio	17:27:52.314	52:52.224	1:09.565
8	Christopher Friedrich	17:27:03.425	52:03.335	Christopher Friedrich	17:28:16.903	53:16.813	1:13.478
6	Oscar Tunjo	17:27:18.811	52:18.721	Oscar Tunjo	17:28:26.259	53:26.169	1:07.448
12	Dries Vanthoor	17:27:32.085	52:31.995				
28	Kelvin van der Linde	17:27:39.364	52:39.274	Kelvin van der Linde	17:28:50.380	53:50.290	1:11.016
3	Nikolaj Rogivue	17:27:44.684	52:44.594	Nikolaj Rogivue	17:28:55.997	53:55.907	1:11.313
19	EzequielPerezCompanc	17:27:45.881	52:45.791	EzequielPerezCompanc	17:28:56.581	53:56.491	1:10.700
18	Adrien de Leener	17:27:51.044	52:50.954				
69	Jan-Erik Slooten	17:28:03.474	53:03.384	Jan-Erik Slooten	17:29:05.677	54:05.587	1:02.203
35	Jimmy Eriksson	17:28:25.682	53:25.592	Jonathan Judek	17:29:35.933	54:35.843	1:10.251
43	Victor Bouveng	17:28:52.592	53:52.502	Victor Bouveng	17:30:02.548	55:02.458	1:09.956
53	Aaro Vainio	17:29:28.430	54:28.340				
14	Jens Klingmann	17:29:42.041	54:41.951	Christopher Zöchling	17:30:52.467	55:52.377	1:10.426
26	Stefan Mücke	17:29:43.935	54:43.845	Stefan Mücke	17:30:54.839	55:54.749	1:10.904
8	Christopher Friedrich	17:29:50.395	54:50.305	Christopher Friedrich	17:31:01.222	56:01.132	1:10.827
28	Sheldon van der Linde	17:30:24.244	55:24.154				
3	Nikolaj Rogivue	17:30:28.916	55:28.826	Nikolaj Rogivue	17:31:37.104	56:37.014	1:08.188
19	EzequielPerezCompanc	17:30:30.784	55:30.694	EzequielPerezCompanc	17:31:42.602	56:42.512	1:11.818
11	Elia Erhart	17:30:38.630	55:38.540				
82	Rolf Ineichen	17:30:56.865	55:56.775	Rolf Ineichen	17:32:07.402	57:07.312	1:10.537
9	Christopher Dreyspring	17:31:03.651	56:03.561				
35	Jonathan Judek	17:31:30.928	56:30.838				
17	Timo Bernhard	17:31:37.240	56:37.150				
43	Victor Bouveng	17:31:37.968	56:37.878				
29	Alessio Picariello	17:31:47.130	56:47.040				
42	Timo Scheider	17:32:23.679	57:23.589	Timo Scheider	17:33:33.439	58:33.349	1:09.760
13	Sven Barth	17:32:26.927	57:26.837	Sven Barth	17:33:53.451	58:53.361	1:26.524
14	Christopher Zöchling	17:32:33.865	57:33.775				
7	Dominik Schwager	17:32:37.276	57:37.186				
8	Christopher Friedrich	17:32:38.917	57:38.827	Christopher Friedrich	17:33:52.192	58:52.102	1:13.275
99	Mathieu Jaminet	17:32:56.657	57:56.567	Mathieu Jaminet	17:34:07.143	59:07.053	1:10.486
3	Nikolaj Rogivue	17:33:20.099	58:20.009	Nikolaj Rogivue	17:34:31.357	59:31.267	1:11.258
19	EzequielPerezCompanc	17:33:22.157	58:22.067	EzequielPerezCompanc	17:34:32.813	59:32.723	1:10.656
82	Rolf Ineichen	17:33:40.926	58:40.836				
42	Timo Scheider	17:35:09.735	1:00:09.645				
24	Markus Winkelhock	17:35:12.638	1:00:12.548				
69	Jan-Erik Slooten	17:35:26.320	1:00:26.230				
8	Christopher Friedrich	17:35:27.505	1:00:27.415				
13	Sven Barth	17:35:29.646	1:00:29.556				
99	Mathieu Jaminet	17:35:40.967	1:00:40.877				
3	Nikolaj Rogivue	17:36:04.213	1:01:04.123				
19	EzequielPerezCompanc	17:36:05.946	1:01:05.856				
6	Ivan Lukasevich	17:36:23.478	1:01:23.388				

ver: 1.0

www.adac.de/motorsport

Page 4/ 4 printed: 27.4.2018 17:37

