

ADAC TCR Germany

Result List Free Practice 2



Provisional

Autodrom Most, Length: 4212m

Air temperature: 19.03°C

Track temperature: 18.74°C

Weather condition: Dry

DMSB Reg. Nr.: DMSB 110/18

Friday, April 27, 2018 13:55:00

started : 26 classified : 26 not classified : 0

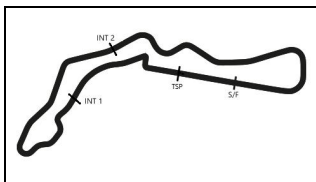
Nr.	Drivers	Team	Lap	Best Time	Gap	Diff	Kph	Day Time
Cl.	Car	Competitor						
1	22 H.Proczyk(AUT) Opel Astra TCR	HP Racing International HP Racing International	10	1:41.146			149.9	14:18:04
2	39 F.Thoma(CHE) VW Golf GTI TCR 2018	Team Engstler Europe LIQUI MOLY Team Engstler	12	1:41.522	0.376	0.376	149.3	14:21:25
3	30 A.Buri(FIN) Audi RS 3 LMS TCR	LMS Racing LMS Racing	4	1:41.707	0.561	0.185	149.0	14:06:57
4	47 N.Kankkunen(FIN) VW Golf GTI TCR 2018	Team Engstler Europe LIQUI MOLY Team Engstler	7	1:41.717	0.571	0.010	149.0	14:11:08
5	54 S.Reicher(AUT) Audi RS 3 LMS TCR	YACO Racing YACO Racing	7	1:41.908	0.762	0.191	148.7	14:11:05
6	42 L.Niedertscheider(AUT) Peugeot 308 TCR	Niedertscheider Motorsport Team Niedertscheider Motorsport Team	13	1:42.017	0.871	0.109	148.6	14:21:53
7	11 L.Wankmüller(DEU) R Opel Astra TCR	HP Racing International HP Racing International	10	1:42.078	0.932	0.061	148.5	14:18:54
8	7 M.Halder(DEU) Honda Civic TCR 2018	Team Honda ADAC Sachsen ADAC Sachsen e.V.	3	1:42.090	0.944	0.012	148.5	14:12:21
9	10 B.Leuchter(DEU) VW Golf GTI TCR 2018	Max Kruse Racing Max Kruse Racing	9	1:42.160	1.014	0.070	148.4	14:13:22
10	14 N.Langeveld(NLD) Audi RS 3 LMS TCR	Racing One Racing One	6	1:42.330	1.184	0.170	148.1	14:08:52
11	60 L.Prattes(DEU) R Cupra Leon TCR	TOPCAR Sport TOPCAR Sport	10	1:42.394	1.248	0.064	148.0	14:15:51
12	77 J.Häußermann(DEU) R VW Golf GTI TCR 2018	Team Engstler Germany LIQUI MOLY Team Engstler	8	1:42.463	1.317	0.069	147.9	14:13:32
13	19 M.Hesse(DEU) R Audi RS 3 LMS TCR	PROsport Performance Prosport Performance GmbH	4	1:42.482	1.336	0.019	147.9	14:03:03
14	8 L.Engstler(DEU) VW Golf GTI TCR 2018	Liqui Moly Team Engstler LIQUI MOLY Team Engstler	5	1:42.571	1.425	0.089	147.8	14:08:07
15	29 J.Kuusiniemi(FIN) VW Golf GTI TCR 2018	Positione Motorsport Positione Motorsport	5	1:42.575	1.429	0.004	147.8	14:05:08
16	55 M.Fugel(DEU) R Honda Civic TCR 2017	Profi-Car Team Halder Profi-Car Team Halder	6	1:42.804	1.658	0.229	147.4	14:06:49
17	6 O.Holdener(CHE) Cupra Leon TCR	Wolf-Power Racing Wolf-Power Racing	12	1:42.808	1.662	0.004	147.4	14:25:11
18	53 M.Halder(DEU) R Cupra Leon TCR	Profi-Car Team Halder Profi-Car Team Halder	6	1:42.866	1.720	0.058	147.4	14:06:39
19	2 P.Fulin(CZE) Cupra Leon TCR	Fullin Race Academy Fullin Race Academy	4	1:42.868	1.722	0.002	147.4	14:03:38
20	3 K.Jordan(DEU) VW Golf GTI TCR 2018	Team Engstler Germany LIQUI MOLY Team Engstler	8	1:42.955	1.809	0.087	147.2	14:13:34
21	27 T.Coicaud(FRA) VW Golf GTI TCR 2018	Liqui Moly Team Engstler LIQUI MOLY Team Engstler	6	1:43.191	2.045	0.236	146.9	14:08:18
22	17 J.Preisig(CHE) Opel Astra TCR	Steibel Motorsport AMC-Burgau e.V.	13	1:43.377	2.231	0.186	146.6	14:21:44
23	88 D.Fugel(DEU) Honda Civic TCR 2018	Team Honda ADAC Sachsen ADAC Sachsen e.V.	3	1:43.414	2.268	0.037	146.6	14:01:15
24	23 S.Steibel(DEU) VW Golf GTI TCR 2016	Steibel Motorsport AMC-Burgau e.V.	4	1:43.648	2.502	0.234	146.2	14:02:48
25	99 M.Sandberg(NLD) Audi RS 3 LMS TCR	Racing One Racing One	8	1:43.675	2.529	0.027	146.2	14:23:33
26	33 J.Reynolds(CHE) Cupra Leon TCR	TOPCAR Sport TOPCAR Sport	13	1:44.050	2.904	0.375	145.7	14:22:07

ver: 1.0

www.adac.de/motorsport

Page 1/ 2 printed: 27.4.2018 14:27





ADAC TCR Germany

Result List Free Practice 2

Provisional



Autodrom Most, Length: 4212m

Air temperature: 19.03°C

Track temperature: 18.74°C

Weather condition: Dry

DMSB Reg. Nr.: DMSB 110/18

Friday, April 27, 2018 13:55:00

started : 26 classified : 26 not classified : 0

Nr. Drivers	Team	Lap	Best Time	Gap	Diff	Kph	Day Time
Cl. Car	Competitor						

Did not start

44 S.Kaibach(DEU)
Audi RS 3 LMS TCR

PROsport Performance
Prosport Performance GmbH

Subject to final scrutineering!

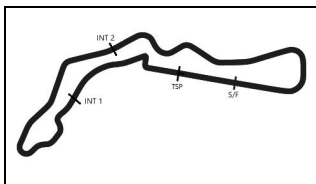
Publication time:	Clerk of the Course: Michal Marek	Timekeeper: Steffen Ruhl
-------------------	-----------------------------------	--------------------------

ver: 1.0

www.adac.de/motorsport

Page 2/ 2 printed: 27.4.2018 14:27





ADAC TCR Germany

Class Result List Free Practice 2



Provisional

DMSB Reg. Nr.: DMSB 110/18

Autodrom Most, Length: 4212m

Air temperature: 19.03°C

Track temperature: 18.74°C

Weather condition: Dry

Friday, April 27, 2018 13:55:00

started : 26 classified : 26 not classified : 0

Nr.	Drivers	Team	Lap	Best Time	Gap	Diff	Kph	Day Time
	Car	Competitor						

CLASS: Honda Rookie Challenge

Started: 6 Classified: 6 Not Classified: 0

1	11	L.Wankmüller(DEU) Opel Astra TCR	HP Racing International HP Racing International	10	1:42.078			148.5	14:18:54
2	60	L.Prattes(DEU) Cupra Leon TCR	TOPCAR Sport TOPCAR Sport	10	1:42.394	0.316	0.316	148.0	14:15:51
3	77	J.Häußermann(DEU) VW Golf GTI TCR 2018	Team Engstler Germany LIQUI MOLY Team Engstler	8	1:42.463	0.385	0.069	147.9	14:13:32
4	19	M.Hesse(DEU) Audi RS 3 LMS TCR	PROsport Performance Prosport Performance GmbH	4	1:42.482	0.404	0.019	147.9	14:03:03
5	55	M.Fugel(DEU) Honda Civic TCR 2017	Profi-Car Team Halder Profi-Car Team Halder	6	1:42.804	0.726	0.322	147.4	14:06:49
6	53	M.Halder(DEU) Cupra Leon TCR	Profi-Car Team Halder Profi-Car Team Halder	6	1:42.866	0.788	0.062	147.4	14:06:39

Subject to final scrutineering!

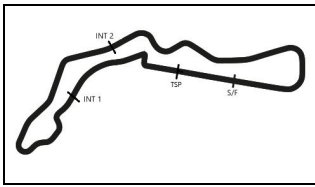
Publication time:	Clerk of the Course: Michal Marek	Timekeeper: Steffen Ruhl
-------------------	-----------------------------------	--------------------------

ver: 1.0

www.adac.de/motorsport

Page 1/ 1 printed: 27.4.2018 14:27





ADAC TCR Germany

Sector List Free Practice 2



Provisional

DMSB Reg. Nr.: DMSB 110/18

Autodrom Most, Length: 4212m

Air temperature: 19.03°C

Track temperature: 18.74°C

Weather condition: Dry

Friday, April 27, 2018 13:55:00

Lap	Time	SE1	SP1	SE2	SP2	SE3	SP3	TSP	Lap	Time	SE1	SP1	SE2	SP2	SE3	SP3	TSP
2 Fulin, CZE									theoretical besttime: 1:42.774								
1	3:27.508	1:53.665	145	45.520	177	48.323	195		5	1:43.505	26.695	199	35.577	194	41.233	196	224
2	1:44.017	27.368	197	35.411	192	41.238	195	221	6	1:43.021	26.528	199	35.219	193	41.274	195	225
3	1:42.954	26.549	197	35.286	194	41.119	195	223	7	2:14.474	29.861	148	41.667	121	1:02.946		225
4	1:42.868	26.609	198	35.127	194	41.132	196	222	8								

Lap	Time	SE1	SP1	SE2	SP2	SE3	SP3	TSP	Lap	Time	SE1	SP1	SE2	SP2	SE3	SP3	TSP
3 Jordan, DEU									theoretical besttime: 1:42.955								
1	2:23.718	53.880	152	41.768	151	48.070	180		8	1:42.955	26.502	200	35.262	191	41.191	195	219
2	1:54.897	30.030	138	40.494	172	44.373	175	171	9	1:47.418	29.521	187	36.278	189	41.619	193	222
3	1:53.644	31.559	145	39.698	184	42.387	176	176	10	2:02.320	26.816	198	35.375	190	1:00.129		220
4	2:04.014	30.173	183	35.974	188	57.867		174	11	4:48.192	3:30.545	193	35.789	192	41.858	192	
5	5:06.897	3:47.029	153	38.054	188	41.814	193		12	1:52.798	30.892	137	39.407	178	42.499	193	220
6	1:43.729	26.859	199	35.633	193	41.237	194	222	13		27.287	195	37.220	160			220
7	1:43.877	26.994	197	35.582	191	41.301	192	222									

Lap	Time	SE1	SP1	SE2	SP2	SE3	SP3	TSP	Lap	Time	SE1	SP1	SE2	SP2	SE3	SP3	TSP
6 Holdener, CHE									theoretical besttime: 1:42.647								
1	2:52.196	1:04.295	148	46.631	144	1:01.270			7	1:57.293	28.578	157	41.676	145	47.039	192	225
2	4:12.048	2:53.477	191	36.520	190	42.051	196		8	1:48.042	27.460	167	38.657	185	41.925	197	221
3	1:43.831	26.574	196	35.819	191	41.438	198	224	9	1:42.924	26.358	197	35.184	194	41.382	196	224
4	1:43.277	26.567	196	35.525	194	41.185	196	225	10	2:00.940	27.377	192	38.133	189	55.430		225
5	1:43.181	26.555	186	35.474	193	41.152	197	225	11	7:00.006	5:42.423	175	36.371	193	41.212	197	
6	1:43.288	26.497	188	35.450	193	41.341	198	225	12	1:42.808	26.437	197	35.137	194	41.234	198	225

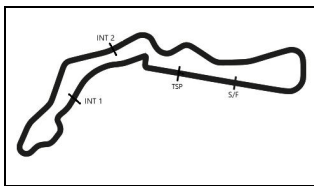
Lap	Time	SE1	SP1	SE2	SP2	SE3	SP3	TSP	Lap	Time	SE1	SP1	SE2	SP2	SE3	SP3	TSP
7 Halder, DEU									theoretical besttime: 1:42.090								
1	13:52.697	12:29.530	145	39.265	183	43.902	191		6	1:44.486	26.660	197	36.463	191	41.363	196	223
2	1:45.455	28.484	192	35.857	191	41.114	196	183	7	1:42.803	26.849	196	34.990	196	40.964	196	222
3	1:42.090	26.586	196	34.729	194	40.775	195	222	8	1:43.270	26.967	195	35.112	195	41.191	196	223
4	1:43.042	26.671	197	35.194	191	41.177	195	212	9	1:59.930	26.980	195	35.035	194	57.915		224
5	1:46.560	30.111	183	35.308	193	41.141	195	223	10								

Lap	Time	SE1	SP1	SE2	SP2	SE3	SP3	TSP	Lap	Time	SE1	SP1	SE2	SP2	SE3	SP3	TSP
8 Engstler, DEU									theoretical besttime: 1:42.386								
1	3:17.333	1:54.373	143	40.106	183	42.854	180		7	1:42.849	26.798	197	35.066	192	40.985	190	221
2	1:44.344	27.468	193	35.706	190	41.170	195	212	8	1:42.882	26.552	197	35.229	192	41.101	195	219
3	1:59.081	26.660	196	35.529	187	56.892		221	9	1:43.058	26.543	198	35.179	192	41.336	194	222
4	4:22.789	3:06.433	192	35.323	191	41.033	193		10	2:03.355	26.778	198	35.438	191	1:01.139		221
5	1:42.571	26.602	197	35.119	191	40.850	195	221	11	6:32.808	5:10.768	194	37.001	191	45.039	112	
6	1:42.825	26.470	198	35.227	192	41.128	194	221	12								

Lap	Time	SE1	SP1	SE2	SP2	SE3	SP3	TSP	Lap	Time	SE1	SP1	SE2	SP2	SE3	SP3	TSP
10 Leuchter, DEU									theoretical besttime: 1:41.881								
1	2:03.223	43.295	156	37.413	185	42.515	192		9	1:42.160	26.336	197	34.719	192	41.105	194	220
2	1:43.889	26.892	196	35.511	190	41.486	192	220	10	2:01.556	26.466	197	34.776	192	1:00.314		221
3	1:44.079	26.985	196	35.421	188	41.673	192	219	11	3:58.430	2:41.584	193	35.346	192	41.500	193	
4	2:03.114	29.532	187	35.668	189	57.914		218	12	1:42.960	26.704	195	34.905	192	41.351	195	219
5	3:54.880	2:19.876	164	42.731	132	52.273	181		13	1:42.936	26.682	196	34.845	192	41.409	193	221
6	1:45.750	28.065	188	36.392	188	41.293	194	215	14	1:43.014	26.587	197	34.896	192	41.531	192	220
7	1:42.315	26.662	196	34.827	191	40.826	193	219	15	1:43.182	26.625	197	35.079	191	41.478	194	219
8	1:42.231	26.462	196	34.814	192	40.955	194	220									

Lap	Time	SE1	SP1	SE2	SP2	SE3	SP3	TSP	Lap	Time	SE1	SP1	SE2	SP2	SE3	SP3	TSP
11 Wankmüller, DEU									theoretical besttime: 1:41.452								
1	2:41.027	1:08.372	122	45.095	152	47.560	190		7	2:09.171	26.783	175	43.317	154	59.071		226
2	1:53.918	28.556	170	41.199	122	44.163	196	219	8	6:42.737	5:22.058	144	39.268	186	41.411	198	
3	1:47.631	29.468	177	36.487	189	41.676	197	206	9	1:42.115	26.548	201	34.894	190	40.673	196	223
4	1:43.226	26.742	200	35.255	190	41.229	196	224	10	1:42.078	26.315	200	34.464	193	41.299	196	223
5	1:47.814	30.878	191	35.590	191	41.346	195	224	11	1:59.378	26.352	199	34.800	192	58.226		223
6	1:44.000	27.223	200	35.391	191	41.386	197	225									





ADAC TCR Germany

Sector List Free Practice 2



Provisional

Autodrom Most, Length: 4212m

Air temperature: 19.03°C

Track temperature: 18.74°C

Weather condition: Dry

DMSB Reg. Nr.: DMSB 110/18

Friday, April 27, 2018 13:55:00

Lap	Time	SE1	SP1	SE2	SP2	SE3	SP3	TSP	Lap	Time	SE1	SP1	SE2	SP2	SE3	SP3	TSP
14 Langeveld, NLD									theoretical besttime: 1:42.192								
1	3:14.504	1:40.693	106	45.122	135	48.689	193		8	1:42.908	26.414	199	35.301	192	41.193	195	225
2	1:47.368	28.915	160	36.262	190	42.191	172	174	9	1:42.638	26.409	200	34.986	193	41.243	195	225
3	1:54.394	31.010	138	38.669	151	44.715	192	156	10	1:43.749	26.746	199	35.321	192	41.682	195	226
4	2:10.761	30.085	142	40.828	149	59.848		158	11	1:46.993	29.463	189	35.564	191	41.966	195	223
5	3:01.701	1:45.153	190	35.585	190	40.963	195		12	1:59.795	26.749	197	35.462	193	57.584		225
6	1:42.330	26.298	200	35.124	189	40.908	197	224	13	3:58.358	2:07.645	132	45.726	151	1:04.987		
7	1:48.028	28.949	179	37.587	191	41.492	197	225	14		1:39.113	102	50.907	139			

Lap	Time	SE1	SP1	SE2	SP2	SE3	SP3	TSP	Lap	Time	SE1	SP1	SE2	SP2	SE3	SP3	TSP
17 Preisig, CHE									theoretical besttime: 1:43.255								
1	2:30.295	58.492	137	42.834	171	48.969	191		9	4:40.000	3:16.484	151	39.380	148	44.136	196	
2	1:48.636	29.482	180	36.709	191	42.445	197	159	10	1:44.342	27.006	192	35.858	192	41.478	195	222
3	1:44.682	27.298	193	35.861	189	41.523	196	214	11	1:43.988	26.609	197	35.758	193	41.621	196	224
4	1:43.590	26.502	200	35.540	191	41.548	196	224	12	1:45.284	26.583	197	36.836	193	41.865	197	225
5	1:46.820	26.461	200	38.687	192	41.672	197	224	13	1:43.377	26.528	197	35.355	195	41.494	198	224
6	1:45.183	27.544	188	35.929	192	41.710	197	226	14	1:44.943	27.542	187	35.846	195	41.555	196	225
7	1:43.862	26.669	196	35.754	192	41.439	196	226	15	2:04.838	26.510	196	35.862	193	1:02.466		225
8	2:03.472	26.636	196	36.245	189	1:00.591		225									

Lap	Time	SE1	SP1	SE2	SP2	SE3	SP3	TSP	Lap	Time	SE1	SP1	SE2	SP2	SE3	SP3	TSP
19 Hesse, DEU									theoretical besttime: 1:42.217								
1	2:21.969	42.308	144	41.335	184	58.326			8	1:42.916	26.208	202	35.492	192	41.216	196	227
2	2:14.892	57.946	198	35.776	193	41.170	196		9	1:43.068	26.437	201	35.391	194	41.240	195	227
3	1:42.790	26.654	200	35.138	194	40.998	198	227	10	1:42.664	26.291	202	35.210	193	41.163	197	226
4	1:42.482	26.320	203	35.111	195	41.051	196	227	11	1:55.584	26.423	201	35.323	193	53.838		228
5	1:42.623	26.246	201	35.011	192	41.366	197	227	12	4:29.133	2:55.086	183	36.434	192	57.613		
6	1:42.891	26.263	202	35.173	193	41.455	196	228	13								
7	1:42.741	26.385	202	35.179	193	41.177	195	228									

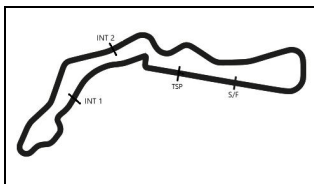
Lap	Time	SE1	SP1	SE2	SP2	SE3	SP3	TSP	Lap	Time	SE1	SP1	SE2	SP2	SE3	SP3	TSP
22 Proczyk, AUT									theoretical besttime: 1:41.146								
1	2:22.807	54.878	138	41.893	167	46.036	194		7	1:59.964	26.366	199	35.601	189	57.997		225
2	1:51.052	29.523	165	38.487	185	43.042	195	178	8	6:31.353	5:09.189	167	39.418	186	42.746	197	
3	1:44.804	27.305	196	36.111	187	41.388	194	218	9	1:42.629	26.207	199	35.216	192	41.206	198	224
4	1:44.211	26.848	195	36.080	188	41.283	196	221	10	1:41.146	26.069	198	34.539	194	40.538	194	225
5	1:42.987	26.744	198	35.113	192	41.130	195	223	11	2:05.463	28.091	184	36.742	185	1:00.630		183
6	1:42.574	26.424	197	35.097	191	41.053	196	224									

Lap	Time	SE1	SP1	SE2	SP2	SE3	SP3	TSP	Lap	Time	SE1	SP1	SE2	SP2	SE3	SP3	TSP
23 Steibel, DEU									theoretical besttime: 1:42.990								
1	2:32.328	1:05.567	146	41.824	164	44.937	192		8	3:56.257	2:38.053	165	36.489	190	41.715	193	
2	1:47.495	28.060	189	36.515	188	42.920	182	194	9	1:43.877	27.151	197	35.339	190	41.387	192	219
3	1:44.159	27.691	196	35.165	191	41.303	194	210	10	1:44.247	27.574	196	35.186	191	41.487	193	219
4	1:43.648	26.663	197	35.226	191	41.759	194	220	11	1:46.535	29.111	186	35.612	190	41.812	192	219
5	1:44.363	26.656	198	36.538	190	41.169	194	220	12	1:44.851	27.216	194	35.623	191	42.012	194	219
6	1:44.028	27.004	198	35.182	191	41.842	193	221	13	1:59.004	27.191	194	35.332	191	56.481		219
7	1:58.181	27.087	197	35.641	188	55.453		221	14								

Lap	Time	SE1	SP1	SE2	SP2	SE3	SP3	TSP	Lap	Time	SE1	SP1	SE2	SP2	SE3	SP3	TSP
27 Coicaud, FRA									theoretical besttime: 1:43.143								
1	2:04.185	43.715	156	38.176	185	42.294	194		5	1:43.854	26.898	195	35.593	188	41.363	193	221
2	1:44.049	27.110	196	35.697	189	41.242	194	222	6	1:43.191	26.642	195	35.275	190	41.274	194	221
3	1:58.540	26.626	197	35.428	189	56.486		222	7	2:45.497	26.712	196	55.753	110	1:23.032		221
4	4:03.487	2:44.232	194	37.260	180	41.995	194										

Lap	Time	SE1	SP1	SE2	SP2	SE3	SP3	TSP	Lap	Time	SE1	SP1	SE2	SP2	SE3	SP3	TSP
29 Kuusiniemi, FIN									theoretical besttime: 1:42.299								
1	3:11.324	1:42.816	116	42.984	159	45.524	188		7	6:06.402	4:46.386	191	38.277	142	41.739	194	
2	1:46.519	27.829	171	37.074	187	41.616	196	210	8	1:43.808	26.486	198	35.711	190	41.611	192	221
3	1:44.171	26.484	197	35.047	190	42.640	194	221	9	2:02.857	26.635	198	35.715	190	1:00.507		219
4	1:42.942	27.028	196	34.963	191	40.951	196	220	10	4:14.866	2:42.028	193	35.419	192	57.419		
5	1:42.575	26.709	198	34.864	192	41.002	193	222	11								
6	2:02.001	26.873	195	35.125	190	1:00.003		221									





ADAC TCR Germany



Sector List Free Practice 2

Provisional

Autodrom Most, Length: 4212m

Air temperature: 19.03°C

Track temperature: 18.74°C

Weather condition: Dry

DMSB Reg. Nr.: DMSB 110/18

Friday, April 27, 2018 13:55:00

Lap	Time	SE1	SP1	SE2	SP2	SE3	SP3	TSP	Lap	Time	SE1	SP1	SE2	SP2	SE3	SP3	TSP
30	Buri, FIN								theoretical besttime: 1:41.488								
1	3:09.715	1:27.134	143	41.648	149	1:00.933			5	1:46.415	29.640	189	35.504	191	41.271	198	225
2	5:22.636	4:02.853	138	38.215	189	41.568	199		6	1:56.912	26.146	201	35.040	194	55.726		225
3	1:42.148	26.553	200	34.819	196	40.776	198	226	7								
4	1:41.707	26.157	199	35.027	190	40.523	198	226									

33	Reynolds, CHE								theoretical besttime: 1:43.793								
1	3:03.257	1:33.010	153	43.440	171	46.807	192		8	4:07.772	2:41.794	173	40.496	180	45.482	189	
2	1:50.061	28.803	184	37.596	183	43.662	193	212	9	1:56.994	28.523	174	41.182	153	47.289	189	216
3	1:49.722	27.118	197	37.036	184	45.568	193	220	10	1:45.388	27.425	198	36.152	187	41.811	193	217
4	1:46.922	27.634	196	36.751	186	42.537	196	221	11	1:44.345	27.115	192	35.595	191	41.635	195	220
5	1:45.584	27.062	196	35.950	188	42.572	197	223	12	1:44.986	27.136	196	35.503	190	42.347	196	220
6	1:45.142	27.129	196	36.058	186	41.955	194	223	13	1:44.050	26.655	195	35.566	192	41.829	193	222
7	2:02.516	27.220	198	36.275	187	59.021		221	14	2:16.363	27.066	191	39.774	166	1:09.523		221

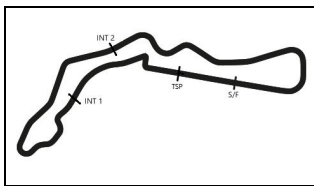
39	Thoma, CHE								theoretical besttime: 1:41.522								
1	2:04.972	44.597	137	37.970	182	42.405	195		8	4:37.354	3:12.717	148	40.197	168	44.440	189	
2	1:58.287	26.758	200	35.656	194	55.873		220	9	1:43.388	27.157	198	35.421	188	40.810	195	216
3	3:44.885	2:28.414	197	35.519	190	40.952	196		10	1:42.358	26.285	197	35.221	185	40.852	194	222
4	1:44.065	26.637	198	36.276	193	41.152	197	225	11	1:41.876	26.423	197	34.662	195	40.791	194	221
5	1:42.565	26.401	198	35.173	190	40.991	196	225	12	1:41.522	26.254	197	34.530	194	40.738	195	221
6	1:42.402	26.485	198	34.954	191	40.963	195	222	13	2:00.576	26.458	186	37.550	169	56.568		222
7	2:00.281	29.788	188	35.735	191	54.758		222	14								

42	Niedertscheider, AUT								theoretical besttime: 1:41.763								
1	2:47.178	1:13.984	130	43.546	138	49.648	194		9	4:30.512	3:03.557	125	41.180	184	45.775	197	
2	1:45.897	27.381	200	36.236	179	42.280	194	223	10	1:45.828	26.691	201	36.894	192	42.243	196	222
3	1:44.747	26.967	200	35.557	191	42.223	193	223	11	1:42.265	26.372	199	34.952	193	40.941	195	222
4	1:45.249	26.679	201	35.826	192	42.744	196	222	12	1:42.323	26.663	199	34.649	196	41.011	196	221
5	1:45.759	27.137	199	36.120	189	42.502	195	224	13	1:42.017	26.395	200	34.733	195	40.889	197	223
6	1:47.749	29.184	190	36.312	191	42.253	194	223	14	1:42.502	26.225	200	34.941	195	41.336	195	225
7	1:45.695	26.718	172	36.571	190	42.406	194	222	15	2:00.336	27.369	196	35.817	192	57.150		193
8	2:07.495	28.653	198	37.816	185	1:01.026		189									

47	Kankkunen, FIN								theoretical besttime: 1:41.712								
1	2:19.898	49.496	145	40.900	167	49.502	172		7	1:41.717	26.355	196	34.812	192	40.550	195	223
2	1:56.560	30.697	151	41.330	131	44.533	193	168	8	1:42.205	26.374	196	35.061	191	40.770	195	222
3	2:27.104	32.422	127	45.043	121	1:09.639		174	9	1:56.018	26.350	198	35.441	190	54.227		222
4	4:16.818	2:55.090	146	38.599	181	43.129	192		10	5:11.953	3:38.478	184	35.951	190	57.524		
5	1:43.251	26.875	194	35.342	186	41.034	197	216	11	2:55.308	1:10.247	160	41.970	150	1:03.091		
6	1:42.220	26.491	197	34.998	190	40.731	196	222	12								

53	Halder, DEU								theoretical besttime: 1:42.633								
1	3:01.572	1:36.423	142	41.092	184	44.057	190		7	2:05.063	27.056	180	36.660	191	1:01.347		226
2	1:44.751	27.403	187	36.020	190	41.328	197	206	8	10:11.012	8:48.739	159	38.003	187	44.270	197	
3	1:43.105	26.611	196	35.590	191	40.904	200	224	9	1:43.563	27.078	197	35.428	194	41.057	199	220
4	1:42.930	26.446	199	35.514	191	40.970	198	225	10	1:43.183	26.728	196	35.382	193	41.073	197	225
5	1:43.200	26.856	199	35.381	193	40.963	196	225	11	2:20.088	29.725	136	39.659	140	1:10.704		198
6	1:42.866	26.556	199	35.283	194	41.027	196	225									

54	Reicher, AUT								theoretical besttime: 1:41.735								
1	2:34.311	1:01.192	131	44.289	150	48.830	174		8	1:42.021	26.451	200	34.887	193	40.683	198	225
2	1:53.695	31.196	158	38.384	176	44.115	184	180	9	1:42.121	26.413	201	34.883	194	40.825	197	225
3	1:56.755	32.572	118	41.843	184	42.340	195	191	10	1:42.220	26.289	201	35.114	194	40.817	196	226
4	1:44.709	26.951	198	35.963	189	41.795	185	222	11	1:42.331	26.444	200	34.898	194	40.989	198	224
5	2:06.569	32.067	150	37.996	167	56.506		178	12	1:43.289	26.900	197	35.180	194	41.209	197	224
6	4:06.618	2:49.976	195	35.855	189	40.787	197		13	1:55.931	26.697	199	34.874	194	54.360		225
7	1:41.908	26.462	200	34.841	194	40.605	198	224	14	4:23.561	3:02.048	152	38.493	175	43.020	195	



ADAC TCR Germany

Sector List Free Practice 2



Provisional

DMSB Reg. Nr.: DMSB 110/18

Autodrom Most, Length: 4212m

Air temperature: 19.03°C

Track temperature: 18.74°C

Weather condition: Dry

Friday, April 27, 2018 13:55:00

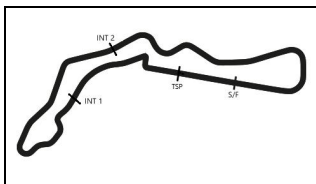
Lap	Time	SE1	SP1	SE2	SP2	SE3	SP3	TSP	Lap	Time	SE1	SP1	SE2	SP2	SE3	SP3	TSP
55	Fugel, DEU								theoretical besttime: 1:42.766								
1	3:01.239	1:29.111	127	44.868	149	47.260	174		5	1:43.226	26.880	196	35.148	189	41.198	194	220
2	1:53.814	31.846	142	39.758	176	42.210	181	175	6	1:42.804	26.638	196	35.038	191	41.128	193	219
3	1:43.957	27.308	194	35.534	190	41.115	195	209	7	2:01.511	26.876	197	36.984	186	57.651		219
4	1:42.986	26.812	196	35.084	190	41.090	194	219	8								

60	Prattes, DEU								theoretical besttime: 1:42.239								
1	2:29.314	1:00.481	150	42.400	156	46.433	169		9	1:43.684	26.593	191	35.905	193	41.186	194	223
2	1:50.459	29.912	195	36.601	188	43.946	172	169	10	1:42.394	26.457	198	34.951	194	40.986	195	223
3	1:47.088	29.111	189	36.261	188	41.716	191	196	11	1:58.895	26.466	198	35.138	193	57.291		223
4	1:51.058	31.584	187	36.231	186	43.243	195	220	12	3:21.838	1:59.931	187	37.300	152	44.607	192	
5	2:03.692	27.777	184	36.622	186	59.293		222	13	1:42.941	26.901	197	35.008	193	41.032	193	221
6	3:51.619	2:30.610	171	37.934	178	43.075	194		14	1:42.670	26.450	200	34.922	194	41.298	194	222
7	1:46.616	28.594	190	36.458	189	41.564	195	172	15		29.112	134	45.604	122			222
8	1:44.514	26.633	198	37.014	191	40.867	195	223									

77	Häußermann, DEU								theoretical besttime: 1:42.320								
1	2:27.013	54.359	117	45.305	175	47.349	162		8	1:42.463	26.554	198	34.969	192	40.940	194	221
2	1:52.299	30.185	187	37.513	174	44.601	170	160	9	1:42.741	26.727	199	34.919	193	41.095	193	221
3	1:51.903	31.547	155	37.901	188	42.455	173	148	10	1:58.021	27.002	198	35.267	189	55.752		220
4	1:58.180	28.832	196	35.635	189	53.713		166	11	5:37.886	4:21.146	189	35.704	193	41.036	194	
5	5:13.018	3:52.993	187	38.029	189	41.996	194		12	1:42.889	26.717	198	35.004	193	41.168	193	221
6	1:43.699	27.289	197	35.388	192	41.022	194	221	13	1:43.114	26.689	200	35.189	193	41.236	192	221
7	1:42.830	26.901	197	35.082	193	40.847	195	221									

88	Fugel, DEU								theoretical besttime: 1:42.809								
1	2:42.891	1:09.878	142	44.649	139	48.364	192		9	1:43.629	27.158	193	35.449	192	41.022	193	221
2	1:48.244	28.317	165	38.498	173	41.429	192	219	10	1:44.059	27.326	193	35.582	190	41.151	193	220
3	1:43.414	27.352	192	35.302	189	40.760	194	219	11	1:44.059	27.391	192	35.305	193	41.363	192	219
4	1:43.712	26.912	194	35.316	190	41.484	194	219	12	1:43.668	27.180	193	35.285	192	41.203	194	219
5	1:44.027	27.088	194	35.764	188	41.175	190	221	13	1:43.629	27.051	194	35.414	193	41.164	194	221
6	1:58.134	26.899	194	35.738	190	55.497		218	14	1:57.509	27.026	195	35.150	192	55.333		221
7	5:48.509	4:31.141	185	36.026	189	41.342	193		15								
8	1:43.559	26.940	193	35.726	190	40.893	192	219									

99	Sandberg, NLD								theoretical besttime: 1:43.635								
1	14:24.707					14:24.707			6	1:50.338	27.364	189	39.454	180	43.520	192	219
2	2:50.667	58.446	98	54.414	117	57.807	153		7	1:45.163	26.867	196	36.209	186	42.087	193	220
3	2:14.490	37.093	121	46.344	156	51.053	168	168	8	1:43.675	26.425	197	35.643	187	41.607	192	221
4	1:56.276	28.936	175	42.867	159	44.473	190	196	9	1:43.951	26.388	199	35.640	189	41.923	190	220
5	1:47.046	27.269	193	37.054	182	42.723	191	219									



ADAC TCR Germany

Top speed list Free Practice 2

Provisional



Autodrom Most, Length: 4212m

Air temperature: 19.03°C

Track temperature: 18.74°C

Weather condition: Dry

DMSB Reg. Nr.: DMSB 110/18

Friday, April 27, 2018 13:55:00

#	Name (NAT)	Team	Car name	Speed	Lap	Race time
19	Max Hesse (DEU)	PROsport Performance	Audi RS 3 LMS TCR	228.81	6	9:49.549
30	Antti Buri (FIN)	LMS Racing	Audi RS 3 LMS TCR	226.89	3	8:37.153
17	Jasmin Preisig (CHE)	Steibel Motorsport	Opel Astra TCR	226.89	6	9:38.831
11	Luke Wankmüller (DEU)	HP Racing International	Opel Astra TCR	226.89	7	11:42.435
53	Michelle Halder (DEU)	Profi-Car Team Halder	Cupra Leon TCR	226.89	7	11:43.250
14	Niels Langeveld (NLD)	Racing One	Audi RS 3 LMS TCR	226.41	10	19:09.463
54	Simon Reicher (AUT)	YACO Racing	Audi RS 3 LMS TCR	226.41	10	19:33.531
6	Oliver Holdener (CHE)	Wolf-Power Racing	Cupra Leon TCR	225.94	4	8:52.895
39	Florian Thoma (CHE)	Team Engstler Europe	VW Golf GTI TCR 2018	225.94	5	9:37.022
22	Harald Proczyk (AUT)	HP Racing International	Opel Astra TCR	225.94	10	21:27.209
2	Petr Fulín (CZE)	Fullin Race Academy	Cupra Leon TCR	225.46	6	10:25.674
42	Lukas Niedertscheider (AUT)	Niedertscheider Motorsport Team	Peugeot 308 TCR	225.00	14	26:57.557
7	Mike Halder (DEU)	Team Honda ADAC Sachsen	Honda Civic TCR 2018	224.53	9	26:05.255
33	J.C. Reynolds (CHE)	TOPCAR Sport	Cupra Leon TCR	223.60	6	10:20.412
60	Loris Prattes (DEU)	TOPCAR Sport	Cupra Leon TCR	223.60	8	15:44.736
47	Niko Kankkunen (FIN)	Team Engstler Europe	VW Golf GTI TCR 2018	223.14	7	14:30.721
3	Kai Jordan (DEU)	Team Engstler Germany	VW Golf GTI TCR 2018	222.68	6	13:28.074
27	Theo Coicaud (FRA)	Liqui Moly Team Engstler	VW Golf GTI TCR 2018	222.22	2	2:09.088
29	Jussi Kuusiniemi (FIN)	Positione Motorsport	VW Golf GTI TCR 2018	222.22	5	8:29.851
8	Luca Engstler (DEU)	Liqui Moly Team Engstler	VW Golf GTI TCR 2018	222.22	9	18:19.572
88	Dominik Fugel (DEU)	Team Honda ADAC Sachsen	Honda Civic TCR 2018	221.76	5	8:03.167
23	Sebastian Steibel (DEU)	Steibel Motorsport	VW Golf GTI TCR 2016	221.76	6	9:36.890
10	Benjamin Leuchter (DEU)	Max Kruse Racing	VW Golf GTI TCR 2018	221.76	10	18:26.554
77	Justin Häußermann (DEU)	Team Engstler Germany	VW Golf GTI TCR 2018	221.76	9	18:36.311
99	Maurits Sandberg (NLD)	Racing One	Audi RS 3 LMS TCR	221.76	8	26:53.603
55	Marcel Fugel (DEU)	Profi-Car Team Halder	Honda Civic TCR 2017	220.85	5	8:26.909