

ADAC GT Masters

Result List Free Practice Trophy



Provisional

Autodrom Most, Length: 4212m
Air temperature: 16.56°C
Track temperature: 16.48°C
Weather condition: Dry

DMSB Reg. Nr.: DMSB 110/18

Friday, April 27, 2018 12:28:00

started : 22 classified : 22 not classified : 1

Drivers	Team	Car	Lap	Best Time	Gap	Diff	Kph	Day Time
1 21 L.Stolz(DEU)(J)/S.Asch(DEU)	TeamZAKSPEEDBKKMobilOilRacing	Mercedes-AMG GT3	4	1:32.009			164.8	12:43:27
2 20 K.Schramm(DEU)(J)/N.Sylvest(DNK)(J)	TeamZAKSPEEDBKKMobilOilRacing	Mercedes-AMG GT3	4	1:32.095	0.086	0.086	164.6	12:35:10
3 28 S.van der Linde(ZAF)(J)/K.van der Linde(ZAF)	MontaplastbyLand-Motorsport(DEU)	Audi R8 LMS	3	1:32.118	0.109	0.023	164.6	12:43:36
4 3 N.Rogivue(CHE)(J)/C.Jöns(DEU)	Aust Motorsport(DEU)	Audi R8 LMS	4	1:32.147	0.138	0.029	164.5	12:39:10
5 5 M.Hofer(AUT)(J)/P.Ellis(GBR)(J)	Phoenix Racing(DEU)	Audi R8 LMS	6	1:32.156	0.147	0.009	164.5	12:38:22
6 42 M.Jensen(DEN)(J)/T.Scheider(DEU)	BMW Team Schnitzer(DEU)	BMW M6 GT3	7	1:32.177	0.168	0.021	164.5	12:58:27
7 84 P.Assenheimer(DEU)(J)/C.Schmid(DEU)	AutoArenA Motorsport(DEU)	Mercedes-AMG GT3	8	1:32.207	0.198	0.030	164.4	12:45:11
8 29 A.Picariello(BEL)(J)/C.Mies(DEU)	MontaplastbyLand-Motorsport(DEU)	Audi R8 LMS	3	1:32.261	0.252	0.054	164.3	12:40:33
9 48 I.Dontje(NLD)(J)/M.Buhk(DEU)	MANN-FILTER TeamHTP Motorsport(D)	Mercedes-AMG GT3	4	1:32.300	0.291	0.039	164.2	12:45:06
10 24 M.Ortmann(DEU)(J)/M.Winkelhock(DEU)	BWT Mücke Motorsport(DEU)	Audi R8 LMS	5	1:32.353	0.344	0.053	164.1	12:39:25
11 6 O.Tunjo(COL)(J)/I.Lukashevich(RUS)	Phoenix Racing(DEU)	Audi R8 LMS	6	1:32.492	0.483	0.139	163.9	12:41:44
12 13 S.Barth(DEU)(T)/C.Hürtgen(DEU)(T)	RWT Racing(AUT)	Corvette C7 GT3	5	1:32.504	0.495	0.012	163.9	12:38:06
13 19 E.Perez Companc(ARG)(J)/F.Perera(FRA)	GRT Grasser-Racing-Team(AUT)	Lamborghini Huracan GT3	4	1:32.577	0.568	0.073	163.7	12:43:46
14 25 R.Feller(CHE)(J)/C.Haase(DEU)	BWT Mücke Motorsport(DEU)	Audi R8 LMS	5	1:32.608	0.599	0.031	163.7	12:39:06
15 53 M.Beretta(ITA)(J)/ A.Vainio(FIN)(J)	Team Rosberg(DEU)	Lamborghini Huracan GT3	11	1:32.844	0.835	0.236	163.3	12:57:06
16 9 C.Dreyspring(DEU)(J)/ G.Maggi(CHE)(J)	Honda Team Schubert Motorsport(DEU)	Honda NSX GT3	6	1:32.861	0.852	0.017	163.2	12:41:42
17 43 D.Marschall(DEU)(J)/ V.Bouveng(SWE)(J)	BMW Team Schnitzer(DEU)	BMW M6 GT3	8	1:32.929	0.920	0.068	163.1	12:58:33
18 8 C.Friedrich(DEU)(J)/L.Arnold(DEU)	Car Collection Motorsport(DEU)	Mercedes-AMG GT3	13	1:32.962	0.953	0.033	163.1	12:56:05
19 82 R.Ineichen(CHE)(T)/C.Engelhart(DEU)	GRT Grasser-Racing-Team(AUT)	Lamborghini Huracan GT3	9	1:33.509	1.500	0.547	162.1	12:45:28
20 69 J.Slooten(DEU)(T)/L.Luhr(DEU)	IronForce by RING POLICE(DEU)	Porsche 911 GT3 R	8	1:33.891	1.882	0.382	161.4	12:41:19
21 35 J.Judek(DEU)(J)/J.Eriksson(SWE)	Team Rosberg(DEU)	Lamborghini Huracan GT3	10	1:34.678	2.669	0.787	160.1	12:58:48
22 4 R.Lips(CHE)(T)/M.Hackländer(DEU)	Aust Motorsport(DEU)	Audi R8 LMS	7	1:34.808	2.799	0.130	159.9	12:41:11
Not classified								
26 J.Schmidt(CHE)(J)/S.Mücke(DEU)	BWT Mücke Motorsport(DEU)	Audi R8 LMS						

Subject to final scrutineering!

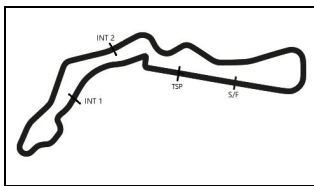
Publication time:	Clerk of the Course: Michal Marek	Timekeeper: Steffen Ruhl
-------------------	-----------------------------------	--------------------------

ver: 1.0

www.adac.de/motorsport

Page 1/ 1 printed: 27.4.2018 13:01





ADAC GT Masters

Sector List Free Practice Trophy



Provisional

Autodrom Most, Length: 4212m

Air temperature: 16.56°C

Track temperature: 16.48°C

Weather condition: Dry

DMSB Reg. Nr.: DMSB 110/18

Friday, April 27, 2018 12:28:00

Lap	Time	SE1	SP1	SE2	SP2	SE3	SP3	TSP	Lap	Time	SE1	SP1	SE2	SP2	SE3	SP3	TSP
3	Rogivue, CHE / Jöns, DEU								theoretical besttime: 1:32.114								
1	6:24.317	5:05.220	156	39.112	203	39.985	212		4	1:32.147	24.105	219	31.535	216	36.507	217	246
2	1:40.070	24.954	217	33.203	182	41.913	215	242	5	1:32.297	24.088	220	31.535	215	36.674	217	246
3	1:32.765	24.259	219	31.801	214	36.705	215	245	6	1:44.213	24.072	221	31.668	215	48.473		248

4	Lips, CHE / Hackländer, DEU								theoretical besttime: 1:34.512								
1	3:32.345	2:09.421	173	40.170	192	42.754	208		8	1:49.961	24.638	218	32.675	211	52.648		243
2	1:41.377	25.751	199	35.979	156	39.647	214	240	9	5:46.527	3:32.830	216	43.769	78	1:29.928		
3	1:35.608	24.779	217	32.927	208	37.902	213	245	10	5:23.753	4:09.739	213	34.207	203	39.807	183	
4	1:35.734	25.024	217	32.911	208	37.799	213	243	11	1:37.491	25.471	217	33.449	206	38.571	212	227
5	1:35.421	24.832	217	32.849	208	37.740	212	243	12	1:35.472	24.694	216	32.764	208	38.014	213	243
6	1:35.085	24.993	216	32.682	210	37.410	214	243	13	1:35.762	24.474	218	33.111	206	38.177	213	243
7	1:34.808	24.463	219	32.639	208	37.706	213	244									

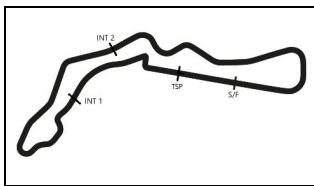
5	Hofer, AUT / Ellis, GBR								theoretical besttime: 1:32.086								
1	2:19.462	44.008	108	45.665	129	49.789	213		7	1:43.718	24.135	219	31.724	214	47.859		246
2	1:40.983	25.008	218	32.935	208	43.040	217	242	8	2:33.203	1:21.963	215	34.130	212	37.110	217	
3	1:32.376	24.258	218	31.498	217	36.620	215	246	9	1:33.142	24.306	221	32.022	214	36.814	217	247
4	1:32.365	24.232	220	31.481	216	36.652	217	246	10	1:33.792	24.164	220	32.538	198	37.090	218	247
5	1:44.746	24.379	219	38.941	153	41.426	216	246	11	1:56.500	24.189	220	31.764	215	1:00.547		246
6	1:32.156	24.191	218	31.495	214	36.470	218	246									

6	Tunjo, COL / Lukashevich, RUS								theoretical besttime: 1:32.290								
1	5:44.966	4:17.287	108	44.461	154	43.218	195		6	1:32.492	24.150	219	31.566	216	36.776	217	246
2	1:44.666	28.609	192	37.292	180	38.765	216	182	7	1:33.977	24.105	219	31.859	213	38.013	216	246
3	1:32.621	24.429	218	31.471	216	36.721	215	244	8	1:32.694	24.098	219	31.740	213	36.856	215	245
4	1:35.941	24.160	218	33.785	211	37.996	216	245	9	1:49.334	24.226	213	33.768	205	51.340		245
5	1:32.549	24.162	219	31.559	213	36.828	216	244									

8	Friedrich, DEU / Arnold, DEU								theoretical besttime: 1:32.757								
1	2:47.560	1:24.974	165	39.522	182	43.064	196		9	1:33.676	24.323	220	31.940	214	37.413	206	246
2	1:41.497	27.222	189	35.221	207	39.054	213	225	10	1:34.223	24.587	221	32.225	210	37.411	137	240
3	1:35.090	25.078	219	32.744	211	37.268	216	241	11	3:15.965	50.433	78	1:03.746	79	1:21.786		78
4	1:33.198	24.418	219	31.988	213	36.792	216	243	12	4:28.208	3:17.782	218	33.477	209	36.949	217	
5	1:33.270	24.275	219	31.847	212	37.148	215	243	13	1:32.962	24.321	219	31.890	215	36.751	218	244
6	1:33.609	24.497	219	32.022	212	37.090	216	243	14	1:33.191	24.320	219	31.821	213	37.050	216	245
7	1:46.376	24.416	219	32.244	213	49.716		244	15	1:33.186	24.189	220	31.817	212	37.180	217	243
8	3:08.768	1:58.713	219	32.760	213	37.295	217										

9	Dreyspring, DEU / Maggi, CHE								theoretical besttime: 1:32.695								
1	5:51.599	4:33.972	156	37.249	174	40.378	216		5	1:33.263	24.205	223	31.943	216	37.115	217	247
2	1:33.570	24.523	223	32.136	216	36.911	216	246	6	1:32.861	23.982	223	31.967	217	36.912	220	247
3	1:32.880	24.147	223	31.963	212	36.770	216	247	7	1:49.230	24.257	224	34.171	215	50.802		248
4	1:37.319	24.611	219	33.778	192	38.930	215	247	8	8:17.115	1:24.986	164	37.254	170	6:14.875		

13	Barth, DEU / Hürtgen, DEU								theoretical besttime: 1:32.478								
1	3:42.287	2:24.893	173	36.885	202	40.509	204		8	3:35.446	2:25.472	223	32.330	214	37.644	217	
2	1:43.188	27.658	177	34.082	203	41.448	209	221	9	1:33.750	24.126	222	32.172	210	37.452	216	246
3	1:35.095	24.657	220	32.657	216	37.781	216	240	10	3:03.388	34.363	78	1:03.882	74	1:25.143		246
4	1:32.873	24.137	225	31.799	216	36.937	212	246	11	3:59.385	2:49.772	221	32.301	216	37.312	218	
5	1:32.504	24.031	223	31.510	217	36.963	213	244	12	1:32.881	24.041	223	31.822	217	37.018	216	246
6	1:37.483	24.155	216	35.267	210	38.061	215	246	13	1:33.212	24.196	223	31.800	218	37.216	214	246
7	1:45.030	24.080	224	31.751	218	49.199		246	14	1:46.982	24.166	224	32.386	215	50.430		246



ADAC GT Masters

Sector List Free Practice Trophy



Provisional

Autodrom Most, Length: 4212m
 Air temperature: 16.56°C
 Track temperature: 16.48°C
 Weather condition: Dry

DMSB Reg. Nr.: DMSB 110/18

Friday, April 27, 2018 12:28:00

Lap	Time	SE1	SP1	SE2	SP2	SE3	SP3	TSP	Lap	Time	SE1	SP1	SE2	SP2	SE3	SP3	TSP
19	Perez Companc, ARG / Perera, FRA								theoretical besttime: 1:32.577								
1	11:02.283	9:44.817	179	37.515	198	39.951	214		4	1:32.577	24.107	219	31.804	216	36.666	216	244
2	1:38.275	25.187	217	32.393	210	40.695	217	242	5	1:34.719	24.480	218	32.556	212	37.683	216	244
3	1:32.884	24.190	219	31.828	214	36.866	216	244	6	1:49.925	24.152	219	32.075	205	53.698		244

20	Schramm, DEU / Sylvest, DNK								theoretical besttime: 1:31.949								
1	2:25.673	1:06.662	149	37.716	190	41.295	205		5	1:32.250	24.117	219	31.468	216	36.665	213	243
2	1:39.154	25.722	206	33.634	209	39.798	214	222	6	1:34.977	24.264	219	32.600	208	38.113	216	242
3	1:32.725	24.269	219	31.977	213	36.479	217	242	7	1:32.560	24.316	218	31.604	215	36.640	217	243
4	1:32.095	24.100	219	31.416	217	36.579	216	244	8	1:49.199	24.054	220	32.400	211	52.745		243

21	Stolz, DEU / Asch, DEU								theoretical besttime: 1:31.967								
1	10:43.067	9:24.728	180	37.314	168	41.025	209		5	1:32.615	24.426	220	31.615	214	36.574	217	244
2	1:34.365	24.964	212	32.522	212	36.879	216	237	6	1:32.272	24.019	221	31.529	213	36.724	215	244
3	1:37.518	24.180	220	36.709	213	36.629	216	244	7	3:07.603	36.999	80	1:05.594	75	1:25.010		242
4	1:32.009	23.937	220	31.571	216	36.501	217	243									

24	Ortmann, DEU / Winkelhock, DEU								theoretical besttime: 1:32.194								
1	5:12.211	3:56.132	142	36.415	203	39.664	211		4	1:32.758	24.479	217	31.618	216	36.661	214	244
2	1:35.137	25.195	217	32.684	211	37.258	214	241	5	1:32.353	24.234	217	31.461	216	36.658	216	244
3	1:32.472	24.365	217	31.608	215	36.499	215	244	6	1:45.119	24.390	218	31.782	213	48.947		246

25	Feller, CHE / Haase, DEU								theoretical besttime: 1:32.415								
1	4:53.621	3:33.942	183	38.806	201	40.873	213		7	1:44.265	24.092	219	31.595	216	48.578		246
2	1:33.152	24.463	219	31.884	213	36.805	214	244	8	11:20.796	10:11.517	215	32.283	212	36.996	215	
3	1:32.698	24.079	219	31.685	216	36.934	214	246	9	1:34.948	24.147	219	31.546	215	39.255	215	245
4	1:33.428	24.364	218	32.192	216	36.872	214	244	10	1:33.144	24.364	219	31.792	216	36.988	216	245
5	1:32.608	24.087	218	31.579	213	36.942	213	245	11	1:32.736	24.190	219	31.592	215	36.954	214	246
6	1:32.777	24.064	219	31.656	215	37.057	215	245									

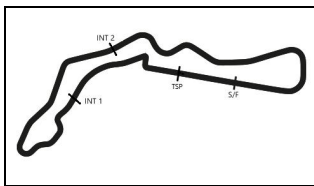
26	Schmidt, CHE / Mücke, DEU								theoretical besttime:								
1	31:06.408	29:39.000	143	41.981	127	45.427	140										

28	van der Linde, ZAF / van der Linde, ZAF								theoretical besttime: 1:32.096								
1	12:28.822	11:13.235	203	36.002	200	39.585	216		4	1:32.151	24.117	219	31.451	217	36.583	217	247
2	1:34.636	24.241	218	31.546	215	38.849	217	244	5	1:35.191	24.903	219	33.169	213	37.119	181	246
3	1:32.118	24.119	219	31.471	217	36.528	217	247	6	3:11.487	47.490	78	1:02.952	78	1:21.045		78

29	Picariello, BEL / Mies, DEU								theoretical besttime: 1:32.205								
1	9:20.038	8:05.956	196	35.441	201	38.641	214		4	1:35.871	24.092	220	34.022	193	37.757	217	247
2	1:40.310	25.650	209	34.269	208	40.391	214	244	5	1:32.481	24.095	219	31.694	216	36.692	216	245
3	1:32.261	24.148	219	31.465	215	36.648	216	244	6	1:48.498	25.343	180	33.644	211	49.511		247

35	Judek, DEU / Eriksson, SWE								theoretical besttime: 1:34.630								
1	6:48.779	5:31.415	130	36.571	201	40.793	206		6	1:47.571	24.635	215	32.720	208	50.216		240
2	1:40.849	26.071	214	33.031	207	41.747	208	227	7	10:58.400	9:47.506	214	33.088	210	37.806	210	
3	1:35.315	24.859	213	32.521	209	37.935	210	238	8	1:35.045	24.713	214	32.535	210	37.797	211	237
4	1:36.002	24.966	213	33.043	207	37.993	212	238	9	1:35.457	24.987	215	32.561	209	37.909	211	240
5	1:35.675	24.623	216	33.077	208	37.975	211	240	10	1:34.678	24.671	215	32.473	207	37.534	211	240

42	Jensen, DEN / Scheider, DEU								theoretical besttime: 1:32.130								
1	16:53.030	15:37.425	202	36.140	181	39.465	216		5	1:32.952	24.189	223	31.809	217	36.954	220	247
2	1:35.260	24.827	222	32.760	210	37.673	218	246	6	1:32.190	24.120	223	31.559	219	36.511	220	249
3	2:54.907	24.967	130	1:05.943	78	1:23.997		247	7	1:32.177	24.106	223	31.513	219	36.558	220	248
4	4:26.597	3:15.331	218	33.209	212	38.057	218										



ADAC GT Masters

Sector List Free Practice Trophy



Provisional

Autodrom Most, Length: 4212m
 Air temperature: 16.56°C
 Track temperature: 16.48°C
 Weather condition: Dry

DMSB Reg. Nr.: DMSB 110/18

Friday, April 27, 2018 12:28:00

Lap	Time	SE1	SP1	SE2	SP2	SE3	SP3	TSP	Lap	Time	SE1	SP1	SE2	SP2	SE3	SP3	TSP
43	Marschall, DEU / Bouveng, SWE								theoretical besttime: 1:32.764								
1	14:46.232	13:28.047	157	37.001	204	41.184	205		5	5:12.219	3:59.682	189	34.681	209	37.856	219	
2	1:37.943	25.568	184	34.419	208	37.956	217	241	6	1:33.260	24.314	224	31.953	216	36.993	219	248
3	1:35.121	24.691	223	32.757	212	37.673	218	246	7	1:33.003	24.431	223	31.999	214	36.573	220	250
4	2:42.343	24.290	225	43.930	70	1:34.123		248	8	1:32.929	24.285	224	31.906	216	36.738	219	250

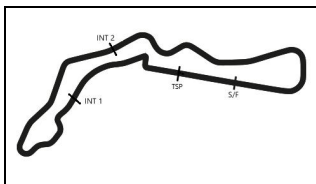
48	Dontje, NLD / Buhk, DEU								theoretical besttime: 1:32.102								
1	12:13.938	10:49.881	158	38.754	156	45.303	190		4	1:32.300	24.236	220	31.545	216	36.519	218	245
2	1:46.959	30.054	146	37.930	175	38.975	216	195	5	1:32.332	24.173	221	31.445	217	36.714	218	246
3	1:32.564	24.295	219	31.785	216	36.484	217	244	6	3:04.484	36.573	80	1:03.269	69	1:24.642		209

53	Beretta, ITA / Vainio, FIN								theoretical besttime: 1:32.617								
1	3:20.159	1:58.844	145	38.625	196	42.690	207		7	1:33.139	24.394	215	31.864	211	36.881	210	241
2	1:39.206	25.589	213	33.669	206	39.948	213	236	8	1:50.247	25.220	213	33.448	207	51.579		228
3	1:37.549	25.888	198	34.502	208	37.159	212	240	9	11:16.529	10:05.337	212	33.303	206	37.889	211	
4	1:33.028	24.564	215	31.841	214	36.623	213	241	10	1:33.502	24.534	215	31.917	212	37.051	213	240
5	1:33.161	24.513	214	31.600	213	37.048	211	241	11	1:32.844	24.488	216	31.641	213	36.715	214	241
6	1:36.288	24.683	188	33.874	208	37.731	213	241	12	1:51.000	24.488	215	34.753	197	51.759		241

69	Slooten, DEU / Luhr, DEU								theoretical besttime: 1:33.434								
1	2:14.679	45.788	149	44.606	132	44.285	165		6	1:34.122	24.307	218	32.417	210	37.398	213	242
2	1:37.901	26.370	197	33.754	206	37.777	215	217	7	1:34.091	24.398	217	32.159	212	37.534	215	242
3	1:34.873	24.540	212	32.968	209	37.365	213	243	8	1:33.891	24.113	219	32.126	210	37.652	210	243
4	1:34.745	24.354	219	32.087	212	38.304	191	243	9	1:34.439	24.465	219	32.378	210	37.596	213	240
5	1:34.446	24.839	219	32.373	209	37.234	214	231	10	1:47.206	24.294	219	32.280	210	50.632		242

82	Ineichen, CHE / Engelhart, DEU								theoretical besttime: 1:33.311								
1	2:09.772	57.837	212	33.216	207	38.719	214		6	1:34.913	24.780	216	32.546	208	37.587	210	241
2	1:34.941	24.831	216	32.446	209	37.664	213	241	7	1:45.791	24.783	216	32.351	213	48.657		241
3	1:34.425	24.679	216	32.363	212	37.383	214	243	8	4:04.982	2:52.968	200	34.352	209	37.662	213	
4	1:34.485	24.858	217	32.283	212	37.344	213	243	9	1:33.509	24.543	217	32.045	212	36.921	214	242
5	1:34.739	24.895	216	32.408	213	37.436	211	243	10	1:53.872	24.345	218	32.294	211	57.233		242

84	Assenheimer, DEU / Schmid, DEU								theoretical besttime: 1:31.981								
1	3:49.987	2:38.385	212	33.015	209	38.587	217		6	1:32.343	24.210	220	31.627	214	36.506	219	245
2	1:33.095	24.325	219	31.951	214	36.819	217	244	7	1:34.488	24.065	222	32.215	205	38.208	218	246
3	1:44.911	24.343	220	31.979	210	48.589		245	8	1:32.207	24.291	221	31.484	216	36.432	217	246
4	3:48.454	2:33.701	178	35.900	198	38.853	215		9	1:32.747	24.186	221	31.836	213	36.725	167	246
5	1:35.372	25.467	198	32.644	211	37.261	218	235	10	3:13.602	48.845	79	1:01.854	80	1:22.903		79



ADAC GT Masters

Top speed list Free Practice Trophy



Provisional

DMSB Reg. Nr.: DMSB 110/18

Autodrom Most, Length: 4212m

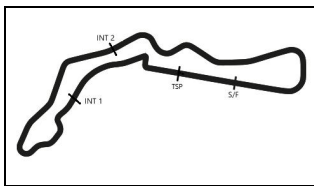
Air temperature: 16.56°C

Track temperature: 16.48°C

Weather condition: Dry

Friday, April 27, 2018 12:28:00

#	Name (NAT)	Team	Car name	Speed	Lap	Race time
43	Victor Bouveng (SWE)	BMW Team Schnitzer (DEU)	BMW M6 GT3	250.00	7	27:31.478
42	Mikkel Jensen (DEN)	BMW Team Schnitzer (DEU)	BMW M6 GT3	249.42	6	27:27.103
3	Nikolaj Rogivue (CHE)	Aust Motorsport (DEU)	Audi R8 LMS	248.27	6	12:45.984
9	Giorgio Maggi (CHE)	Honda Team Schubert Motorsport (DEU)	Honda NSX GT3	248.27	7	13:45.878
5	Philip Ellis (GBR)	Phoenix Racing (DEU)	Audi R8 LMS	247.70	10	16:16.545
29	Alessio Picariello (BEL)	Montaplast by Land-Motorsport (DEU)	Audi R8 LMS	247.13	4	12:37.022
28	Sheldon van der Linde (ZAF)	Montaplast by Land-Motorsport (DEU)	Audi R8 LMS	247.13	3	14:07.862
25	Ricardo Feller (CHE)	BWT Mücke Motorsport (DEU)	Audi R8 LMS	246.57	3	6:31.202
13	Sven Barth (DEU)	RWT Racing (AUT)	Corvette C7 GT3	246.57	4	7:04.973
6	Oscar Tunjo (COL)	Phoenix Racing (DEU)	Audi R8 LMS	246.57	7	13:47.656
84	Patrick Assenheimer (DEU)	AutoArenA Motorsport (DEU)	Mercedes-AMG GT3	246.57	8	15:43.056
48	Indy Dontje (NLD)	MANN-FILTER Team HTP Motorsport (DEU)	Mercedes-AMG GT3	246.57	5	17:10.166
24	Mike David Ortmann (DEU)	BWT Mücke Motorsport (DEU)	Audi R8 LMS	246.01	6	11:29.365
8	Christopher Friedrich (DEU)	Car Collection Motorsport (DEU)	Mercedes-AMG GT3	246.01	9	15:43.798
4	Remo Lips (CHE)	Aust Motorsport (DEU)	Audi R8 LMS	245.45	3	5:18.164
20	Kim Luis Schramm (DEU)	Team ZAKSPEED BKK Mobil Oil Racing (DEU)	Mercedes-AMG GT3	244.89	4	5:41.992
19	Ezequiel Perez Companc (ARG)	GRT Grasser-Racing-Team (AUT)	Lamborghini Huracan GT3	244.89	3	12:44.997
21	Luca Stolz (DEU)	Team ZAKSPEED BKK Mobil Oil Racing (DEU)	Mercedes-AMG GT3	244.34	3	12:21.881
82	Rolf Ineichen (CHE)	GRT Grasser-Racing-Team (AUT)	Lamborghini Huracan GT3	243.79	3	3:49.188
69	Jan-Erik Slooten (DEU)	IronForce by RING POLICE (DEU)	Porsche 911 GT3 R	243.24	3	3:57.036
53	Aaro Vainio (FIN)	Team Rosberg (DEU)	Lamborghini Huracan GT3	241.61	5	8:14.447
35	Jonathan Judek (DEU)	Team Rosberg (DEU)	Lamborghini Huracan GT3	240.53	9	27:42.164



ADAC GT Masters

Pit Stops Free Practice Trophy



Provisional

DMSB Reg. Nr.: DMSB 110/18

Autodrom Most, Length: 4212m
 Air temperature: 16.56°C
 Track temperature: 16.48°C
 Weather condition: Dry

Friday, April 27, 2018 12:28:00

Nr	Driver in	Day time in	Time in	Driver out	Day time out	Time out	Nett Time
84	Patrick Assenheimer	12:34:55.479	6:55.099	Patrick Assenheimer	12:37:13.486	9:13.106	2:18.007
82	Rolf Ineichen	12:39:36.221	11:35.841	Rolf Ineichen	12:42:13.758	14:13.378	2:37.537
5	Max Hofer	12:39:52.916	11:52.536	Max Hofer	12:41:04.028	13:03.648	1:11.112
8	Christopher Friedrich	12:40:17.802	12:17.422	Christopher Friedrich	12:42:03.847	14:03.467	1:46.045
24	Mike David Ortmann	12:40:56.975	12:56.595				
13	Sven Barth	12:41:15.704	13:15.324	Sven Barth	12:43:29.599	15:29.219	2:13.895
20	Kim Luis Schramm	12:41:24.724	13:24.344				
25	Ricardo Feller	12:42:09.626	14:09.246	Ricardo Feller	12:52:10.731	24:10.351	10:01.105
3	Nikolaj Rogivue	12:42:12.820	14:12.440				
53	Aaro Vainio	12:42:29.772	14:29.392	Aaro Vainio	12:52:23.937	24:23.557	9:54.165
4	Remo Lips	12:42:45.940	14:45.560	Remo Lips	12:46:09.475	18:09.095	3:23.535
35	Jonathan Judek	12:42:51.164	14:50.784	Jonathan Judek	12:52:27.464	24:27.084	9:36.300
9	Giorgio Maggi	12:43:17.572	15:17.192	Giorgio Maggi	12:44:27.864	16:27.484	1:10.292
69	Jan-Erik Slooten	12:44:26.112	16:25.732				
29	Alessio Picariello	12:45:16.665	17:16.285				
6	Oscar Tunjo	12:46:26.227	18:25.847				
19	Ezequiel Perez Compagnon	12:46:57.917	18:57.537				
82	Rolf Ineichen	12:47:06.048	19:05.668				
5	Philip Ellis	12:47:29.396	19:29.016				
43	Victor Bouveng	12:48:28.995	20:28.615	Victor Bouveng	12:52:14.473	24:14.093	3:45.478
4	Remo Lips	12:48:32.970	20:32.590	Remo Lips	12:52:30.707	24:30.327	3:57.737
42	Mikkel Jensen	12:49:10.500	21:10.120	Mikkel Jensen	12:52:12.605	24:12.225	3:02.105
21	Luca Stolz	12:49:26.858	21:26.478				
13	Claudia Hürtgen	12:49:28.325	21:27.945	Claudia Hürtgen	12:52:07.643	24:07.263	2:39.318
48	Indy Dontje	12:49:29.777	21:29.397				
28	Sheldon van der Linde	12:49:41.491	21:41.111				
84	Patrick Assenheimer	12:49:44.686	21:44.306				
8	Christopher Friedrich	12:49:50.444	21:50.064	Christopher Friedrich	12:52:57.536	24:57.156	3:07.092
9	Christopher Dreyspring	12:51:19.911	23:19.531				
13	Claudia Hürtgen	12:58:20.699	30:20.319				
53	Aaro Vainio	12:58:43.648	30:43.268				