

ADAC GT Masters

Result List Free Practice 1



Provisional

Autodrom Most, Length: 4212m

Air temperature: 16.92°C

Track temperature: 16.85°C

Weather condition: Dry

DMSB Reg. Nr.: DMSB 110/18

Friday, April 27, 2018 11:20:00

started : 34 classified : 34 not classified : 0

	Drivers	Team	Car	Lap	Best Time	Gap	Diff	Kph	Day Time
1	21 L.Stolz(DEU)(J)/S.Asch(DEU)	TeamZAKSPEEDBKKMobilOilRacing	Mercedes-AMG GT3	22	1:32.360			164.1	12:06:32
2	47 M.Pommer(DEU)/M.Götz(DEU)	MANN-FILTER TeamHTP Motorsport(D	Mercedes-AMG GT3	22	1:32.405	0.045	0.045	164.0	12:01:41
3	48 I.Dontje(NLD)(J)/M.Buhk(DEU)	MANN-FILTER TeamHTP Motorsport(D	Mercedes-AMG GT3	24	1:32.531	0.171	0.126	163.8	12:08:57
4	84 P.Assenheimer(DEU)(J)/C.Schmid(DEU)	AutoArenA Motorsport(DEU)	Mercedes-AMG GT3	19	1:32.565	0.205	0.034	163.8	11:56:30
5	1 M.Kirchhöfer(DEU)/D.Keilwitz(DEU)	Callaway Competition(DEU)	Corvette C7 GT3	21	1:32.756	0.396	0.191	163.4	12:03:06
6	17 K.Estre(FRA)/T.Bernhard(DEU)	KÜS TEAM75 Bernhard(DEU)	Porsche 911 GT3 R	14	1:32.826	0.466	0.070	163.3	11:58:13
7	11 E.Erhart(DEU)/P.Kaffer(DEU)	EFP by TECE(DEU)	Audi R8 LMS	17	1:32.855	0.495	0.029	163.2	11:55:11
8	99 R.Renauer(DEU)/M.Jaminet(FRA)	Precote Herberth Motorsport(DEU)	Porsche 911 GT3 R	5	1:32.938	0.578	0.083	163.1	11:29:54
9	18 A.de Leener(BEL)/K.Bachler(AUT)	KÜS TEAM75 Bernhard(DEU)	Porsche 911 GT3 R	8	1:33.168	0.808	0.230	162.7	11:40:53
10	19 E.Perez Companc(ARG)(J)/F.Perera(FRA)	GRT Grasser-Racing-Team(AUT)	Lamborghini HuracanGT3	18	1:33.177	0.817	0.009	162.7	12:00:55
11	28 S.van der Linde(ZAF)(J)/K.van der Linde(ZAF)	MontaplastbyLand-Motorsport(DEU)	Audi R8 LMS	22	1:33.192	0.832	0.015	162.7	12:05:47
12	82 R.Ineichen(CHE)(T)/C.Engelhart(DEU)	GRT Grasser-Racing-Team(AUT)	Lamborghini HuracanGT3	4	1:33.226	0.866	0.034	162.6	11:28:07
13	12 F.Spengler(DEU)/D.Vanthoor(BEL)	EFP by TECE(DEU)	Audi R8 LMS	6	1:33.269	0.909	0.043	162.5	11:29:57
14	6 O.Tunjo(COL)(J)/I.Lukashovich(RUS)	Phoenix Racing(DEU)	Audi R8 LMS	25	1:33.292	0.932	0.023	162.5	12:09:20
15	69 J.Slooten(DEU)(T)/L.Luhr(DEU)	IronForce by RING POLICE(DEU)	Porsche 911 GT3 R	12	1:33.298	0.938	0.006	162.5	11:42:17
16	20 K.Schramm(DEU)(J)/N.Sylvest(DNK)(J)	TeamZAKSPEEDBKKMobilOilRacing	Mercedes-AMG GT3	5	1:33.327	0.967	0.029	162.4	11:34:05
17	5 M.Hofer(AUT)(J)/P.Ellis(GBR)(J)	Phoenix Racing(DEU)	Audi R8 LMS	5	1:33.363	1.003	0.036	162.4	11:35:51
18	29 A.Picariello(BEL)(J)/C.Mies(DEU)	MontaplastbyLand-Motorsport(DEU)	Audi R8 LMS	3	1:33.383	1.023	0.020	162.3	11:26:25
19	24 M.Ortmann(DEU)(J)/M.Winkelhock(DEU)	BWT Mücke Motorsport(DEU)	Audi R8 LMS	9	1:33.471	1.111	0.088	162.2	11:34:39
20	7 D.Schwager(DEU)/L.Ludwig(DEU)	HB Racing(AUT)	Ferrari 488 GT3	19	1:33.475	1.115	0.004	162.2	12:03:23
21	9 C.Dreyspring(DEU)(J)/G.Maggi(CHE)(J)	Honda Team Schubert Motorsport(DEU)	Honda NSX GT3	3	1:33.553	1.193	0.078	162.0	11:26:43
22	25 R.Feller(CHE)(J)/C.Haase(DEU)	BWT Mücke Motorsport(DEU)	Audi R8 LMS	19	1:33.585	1.225	0.032	162.0	11:59:31
23	63 M.Bortolotti(ITA)/A.Caldarelli(ITA)	ORANGE1 by GRT Grasser(AUT)	Lamborghini HuracanGT3	4	1:33.617	1.257	0.032	161.9	11:27:54
24	14 C.Zöchling(AUT)/J.Klingmann(DEU)	MRS GT-Racing(DEU)	BMW M6 GT3	13	1:33.705	1.345	0.088	161.8	11:49:03
25	43 D.Marschall(DEU)(J)/V.Bouveng(SWE)(J)	BMW Team Schnitzer(DEU)	BMW M6 GT3	4	1:33.805	1.445	0.100	161.6	11:27:05
26	8 C.Friedrich(DEU)(J)/L.Arnold(DEU)	Car Collection Motorsport(DEU)	Mercedes-AMG GT3	12	1:33.851	1.491	0.046	161.5	11:42:39
27	3 N.Rogivue(CHE)(J)/C.Jöns(DEU)	Aust Motorsport(DEU)	Audi R8 LMS	10	1:33.960	1.600	0.109	161.3	11:40:10
28	42 M.Jensen(DEN)(J)/T.Scheider(DEU)	BMW Team Schnitzer(DEU)	BMW M6 GT3	5	1:34.080	1.720	0.120	161.1	11:29:54
29	33 F.Salaquarda(CZE)/F.Stippler(DEU)	Team ISR(CZE)	Audi R8 LMS	18	1:34.091	1.731	0.011	161.1	12:09:22
30	35 J.Judek(DEU)(J)/J.Eriksson(SWE)	Team Rosberg(DEU)	Lamborghini HuracanGT3	7	1:34.206	1.846	0.115	160.9	11:34:01
31	53 M.Beretta(ITA)(J)/A.Vainio(FIN)(J)	Team Rosberg(DEU)	Lamborghini HuracanGT3	6	1:34.342	1.982	0.136	160.7	11:34:29
32	50 P.Geipel(DEU)/R.Frey(CHE)	YACO Racing	Audi R8 LMS	24	1:34.446	2.086	0.104	160.5	12:10:17
33	4 R.Lips(CHE)(T)/M.Hackländer(DEU)	Aust Motorsport(DEU)	Audi R8 LMS	8	1:34.567	2.207	0.121	160.3	11:33:36
34	13 S.Barth(DEU)(T)/C.Hürtgen(DEU)(T)	RWT Racing(AUT)	Corvette C7 GT3	6	1:34.934	2.574	0.367	159.7	11:33:01

Subject to final scrutineering!

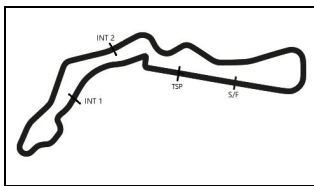
Publication time:	Clerk of the Course: Michal Marek	Timekeeper: Steffen Ruhl
-------------------	-----------------------------------	--------------------------

ver: 1.0

www.adac.de/motorsport

Page 1/ 1 printed: 27.4.2018 12:22





ADAC GT Masters

Sector List Free Practice 1

Provisional



Autodrom Most, Length: 4212m

Air temperature: 16.92°C

Track temperature: 16.85°C

Weather condition: Dry

DMSB Reg. Nr.: DMSB 110/18

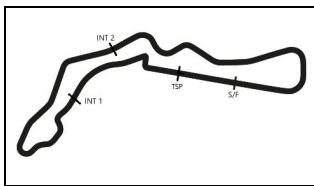
Friday, April 27, 2018 11:20:00

Lap	Time	SE1	SP1	SE2	SP2	SE3	SP3	TSP	Lap	Time	SE1	SP1	SE2	SP2	SE3	SP3	TSP
1 Kirchhöfer, DEU / Keilwitz, DEU									theoretical besttime: 1:32.756								
1	2:53.855	1:32.997	163	38.704	185	42.154	201		12	1:34.796	24.664	224	32.518	215	37.614	218	247
2	1:41.680	27.329	189	34.813	204	39.538	210	215	13	1:46.337	24.368	225	32.335	216	49.634		247
3	1:50.370	25.811	216	33.226	209	51.333		229	14	2:39.570	1:23.422	219	32.664	215	43.484	217	
4	3:02.607	1:48.490	222	32.854	214	41.263	215		15	1:34.367	24.360	223	32.369	216	37.638	220	246
5	1:34.918	24.530	222	32.640	210	37.748	216	245	16	1:46.463	24.420	222	32.711	216	49.332		250
6	1:45.998	24.331	225	32.160	216	49.507		244	17	2:44.187	1:21.403	223	32.864	216	49.920		
7	2:35.761	1:22.669	224	32.504	214	40.588	218		18	3:01.141	1:45.504	183	36.636	204	39.001	218	
8	2:02.612	51.464	203	32.994	213	38.154	218	246	19	1:33.408	24.188	224	32.124	214	37.096	219	246
9	1:34.552	24.410	223	32.419	214	37.723	217	246	20	1:33.042	24.032	222	31.794	216	37.216	220	247
10	1:46.062	24.743	224	32.287	217	49.032		246	21	1:32.756	24.027	222	31.669	218	37.060	216	248
11	2:31.663	1:21.103	224	32.723	215	37.837	217		22	1:47.153	24.086	224	32.327	216	50.740		247

3 Rogivue, CHE / Jöns, DEU									theoretical besttime: 1:33.694								
1	2:39.432	1:22.361	177	36.851	165	40.220	213		15	1:34.026	24.381	219	32.113	216	37.532	214	245
2	1:41.661	24.673	217	32.636	213	44.352	212	243	16	1:34.302	24.456	218	32.153	216	37.693	216	245
3	1:35.011	24.862	218	32.402	214	37.747	212	242	17	1:47.272	24.483	219	32.312	215	50.477		247
4	1:34.059	24.430	219	32.288	213	37.341	214	244	18	2:41.858	1:30.470	217	33.376	210	38.012	213	
5	1:51.252	24.598	219	32.260	214	54.394		244	19	1:34.936	24.488	219	32.826	212	37.622	216	245
6	4:31.552	3:21.300	217	32.635	210	37.617	213		20	1:34.389	24.455	219	32.516	213	37.418	216	246
7	1:34.544	24.627	220	32.481	213	37.436	213	243	21	1:36.269	24.854	218	32.713	212	38.702	216	248
8	1:34.024	24.412	219	32.412	210	37.200	214	245	22	1:34.885	24.535	219	32.314	215	38.036	202	247
9	1:34.070	24.401	219	32.442	214	37.227	213	244	23	1:35.096	24.976	219	32.510	215	37.610	215	238
10	1:33.960	24.484	219	32.266	214	37.210	214	244	24	1:34.558	24.602	219	32.579	215	37.377	212	246
11	1:50.124	24.556	220	32.579	215	52.989		244	25	1:34.448	24.520	220	32.477	216	37.451	215	244
12	4:21.570	3:11.322	218	32.614	211	37.634	214		26	1:34.474	24.843	221	32.249	215	37.382	216	247
13	1:34.111	24.463	219	32.371	212	37.277	215	244	27	2:44.332	24.516	221	51.044	77	1:28.772		247
14	1:34.954	24.676	216	32.567	215	37.711	215	246									

4 Lips, CHE / Hackländer, DEU									theoretical besttime: 1:34.429								
1	2:21.564	58.909	147	39.834	183	42.821	201		15	1:39.157	25.196	184	34.980	206	38.981	213	239
2	1:40.348	26.885	217	34.000	208	39.463	214	208	16	1:39.142	24.799	216	34.034	205	40.309	214	244
3	1:35.914	24.893	205	33.053	209	37.968	215	245	17	1:37.280	24.852	216	33.652	207	38.776	211	245
4	1:35.494	24.920	218	32.616	212	37.958	211	244	18	1:56.105	26.273	192	35.267	204	54.565		243
5	1:36.997	24.974	218	33.995	211	38.028	210	243	19	5:21.187	3:59.808	174	39.012	193	42.367	213	
6	1:34.946	24.667	218	32.582	212	37.697	213	243	20	1:39.519	25.066	166	33.903	209	40.550	215	243
7	1:35.469	24.661	218	32.864	210	37.944	211	244	21	1:38.689	24.707	219	34.083	177	39.899	214	246
8	1:34.567	24.555	219	32.402	212	37.610	214	243	22	1:35.123	24.715	217	32.622	213	37.786	215	244
9	1:47.318	25.167	218	32.862	210	49.289		243	23	1:34.848	24.417	217	32.605	213	37.826	213	245
10	3:21.960	2:08.883	213	34.108	204	38.969	210		24	1:48.056	24.623	216	33.286	212	50.147		244
11	1:37.699	25.038	216	33.394	207	39.267	207	241	25	2:55.527	1:42.823	216	33.610	206	39.094	213	
12	1:37.807	24.848	216	33.511	205	39.448	210	239	26	1:36.150	24.802	214	33.189	208	38.159	212	244
13	1:36.892	24.765	218	33.371	208	38.756	209	243	27	3:04.011	36.300	80	1:01.278	79	1:26.433		243
14	1:45.983	24.986	217	39.032	190	41.965	204	242									

5 Hofer, AUT / Ellis, GBR									theoretical besttime: 1:33.228								
1	9:31.505	8:00.031	163	43.469	140	48.005	209		11	1:33.997	24.603	218	32.259	215	37.135	217	247
2	1:37.927	26.166	217	33.161	210	38.600	213	237	12	1:45.549	24.471	219	32.372	214	48.706		247
3	1:34.646	24.665	219	32.490	211	37.491	215	244	13	2:37.496	1:26.169	215	33.641	213	37.686	216	
4	1:33.800	24.475	220	32.151	215	37.174	216	244	14	1:35.303	25.089	219	32.514	214	37.700	216	247
5	1:33.363	24.274	220	32.061	215	37.028	216	245	15	1:34.420	24.720	219	32.427	215	37.273	216	246
6	1:45.847	24.537	220	32.294	214	49.016		246	16	1:34.902	24.946	219	32.628	214	37.328	217	246
7	4:53.489	3:43.854	216	32.438	215	37.197	215		17	1:34.013	24.412	220	32.334	213	37.267	216	246
8	1:33.547	24.369	219	32.098	216	37.080	216	244	18	1:34.439	24.695	219	32.362	213	37.382	215	247
9	1:33.503	24.493	219	32.117	215	36.893	216	245	19	1:46.663	24.873	218	32.541	213	49.249		247
10	1:33.803	24.543	219	32.274	213	36.986	217	246									



ADAC GT Masters

Sector List Free Practice 1



Provisional

Autodrom Most, Length: 4212m

Air temperature: 16.92°C

Track temperature: 16.85°C

Weather condition: Dry

DMSB Reg. Nr.: DMSB 110/18

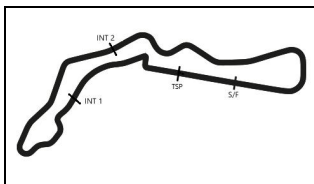
Friday, April 27, 2018 11:20:00

Lap	Time	SE1	SP1	SE2	SP2	SE3	SP3	TSP	Lap	Time	SE1	SP1	SE2	SP2	SE3	SP3	TSP
6 Tunjo, COL / Lukashovich, RUS									theoretical besttime: 1:32.936								
1	1:58.041	36.012	174	40.206	193	41.823	210		14	1:48.522	24.599	219	32.361	214	51.562		245
2	1:38.494	25.345	181	34.999	207	38.150	214	239	15	4:30.408	3:19.238	215	33.144	210	38.026	214	
3	1:34.225	24.564	219	32.355	214	37.306	215	244	16	1:34.527	24.500	217	32.378	213	37.649	213	244
4	1:33.788	24.268	219	32.259	214	37.261	216	245	17	1:34.275	24.594	217	32.254	214	37.427	217	243
5	1:33.926	24.614	219	32.120	215	37.192	214	246	18	1:38.367	24.562	218	35.336	179	38.469	213	246
6	1:33.502	24.307	220	31.949	216	37.246	212	246	19	1:34.526	24.738	217	32.338	214	37.450	216	244
7	1:48.126	24.601	219	32.494	213	51.031		243	20	1:34.027	24.529	218	32.265	214	37.233	216	246
8	3:32.347	2:21.154	217	32.844	213	38.349	213		21	1:46.622	24.527	220	32.275	214	49.820		245
9	1:34.207	24.570	218	32.354	213	37.283	215	243	22	5:23.718	4:00.761	135	38.230	170	44.727	158	
10	1:34.336	24.701	219	32.236	215	37.399	216	244	23	1:39.287	27.706	192	33.871	196	37.710	215	216
11	1:34.138	24.588	219	32.254	214	37.296	213	246	24	1:37.852	24.674	218	32.657	212	40.521	213	244
12	1:34.375	24.552	219	32.289	214	37.534	213	244	25	1:33.292	24.375	219	31.910	215	37.007	217	243
13	1:34.345	24.549	219	32.406	215	37.390	214	244	26	1:59.236	24.245	219	31.684	216	1:03.307		246

Lap	Time	SE1	SP1	SE2	SP2	SE3	SP3	TSP	Lap	Time	SE1	SP1	SE2	SP2	SE3	SP3	TSP
7 Schwager, DEU / Ludwig, DEU									theoretical besttime: 1:33.204								
1	2:25.263	1:02.367	141	37.506	198	45.390	212		14	1:47.392	24.389	219	32.290	213	50.713		244
2	1:40.273	25.592	218	33.190	211	41.491	216	241	15	9:24.860	8:05.879	189	39.091	205	39.890	215	
3	1:34.661	24.597	213	32.716	212	37.348	216	242	16	1:33.981	24.452	217	32.103	211	37.426	213	242
4	1:34.081	24.408	219	32.450	213	37.223	216	244	17	1:36.241	24.388	218	33.688	184	38.165	213	242
5	1:34.470	24.617	219	32.487	213	37.366	215	243	18	1:34.178	24.394	217	32.404	210	37.380	214	242
6	1:33.584	24.346	219	32.223	212	37.015	216	243	19	1:33.475	24.305	217	32.016	212	37.154	213	242
7	1:33.599	24.343	219	32.025	213	37.231	214	243	20	1:45.388	24.559	217	32.137	215	48.692		241
8	1:45.957	24.555	221	32.210	213	49.192		242	21	2:54.081	1:44.206	218	32.475	213	37.400	215	
9	2:33.262	1:23.152	221	32.724	213	37.386	215		22	1:34.117	24.830	219	32.156	212	37.131	216	242
10	1:45.392	24.403	220	32.161	214	48.828		244	23	2:18.657	24.224	220	33.137	96	1:21.296		244
11	4:44.100	3:34.018	219	32.731	212	37.351	215		24	7:07.032	5:53.415	194	32.794	207	40.823	215	
12	1:34.235	24.484	219	32.492	213	37.259	216	244	25	1:36.165	24.420	219	31.965	215	39.780	213	243
13	1:33.688	24.329	220	32.244	214	37.115	216	243									

Lap	Time	SE1	SP1	SE2	SP2	SE3	SP3	TSP	Lap	Time	SE1	SP1	SE2	SP2	SE3	SP3	TSP
8 Friedrich, DEU / Arnold, DEU									theoretical besttime: 1:33.659								
1	2:54.084	1:33.906	162	38.447	190	41.731	206		14	5:25.444	4:14.332	216	33.097	210	38.015	213	
2	1:43.421	27.800	193	34.974	205	40.647	214	182	15	1:34.926	24.583	218	32.696	211	37.647	216	241
3	1:35.783	25.507	218	32.396	212	37.880	214	241	16	1:34.569	24.565	217	32.549	213	37.455	215	242
4	1:34.084	24.428	218	32.316	210	37.340	214	241	17	1:34.151	24.462	218	32.352	213	37.337	214	243
5	1:34.092	24.369	219	32.395	214	37.328	213	241	18	1:34.047	24.449	218	32.146	213	37.452	214	243
6	1:34.686	24.524	218	32.644	212	37.518	214	241	19	1:56.297	45.951	202	32.926	210	37.420	217	243
7	1:50.220	24.449	218	35.387	203	50.384		240	20	1:34.745	24.659	220	32.659	210	37.427	215	244
8	3:35.627	2:25.141	217	32.777	211	37.709	214		21	1:47.439	24.466	219	32.516	212	50.457		243
9	1:34.888	24.640	218	32.421	213	37.827	214	241	22	3:49.961	2:40.098	217	32.410	213	37.453	215	
10	1:34.285	24.537	219	32.294	213	37.454	214	241	23	1:34.278	24.493	220	32.599	213	37.186	217	243
11	1:34.048	24.327	219	32.428	214	37.293	215	242	24	1:34.356	24.524	219	32.383	213	37.449	216	244
12	1:33.851	24.332	219	32.288	213	37.231	215	242	25	1:47.130	24.732	220	32.743	210	49.655		243
13	1:49.696	26.572	210	32.851	213	50.273		242									

Lap	Time	SE1	SP1	SE2	SP2	SE3	SP3	TSP	Lap	Time	SE1	SP1	SE2	SP2	SE3	SP3	TSP
9 Dreyspring, DEU / Maggi, CHE									theoretical besttime: 1:33.367								
1	3:34.578	2:18.538	162	36.721	204	39.319	215		15	1:35.548	24.468	224	33.175	210	37.905	214	246
2	1:34.436	24.543	222	32.638	215	37.255	217	245	16	1:37.690	24.620	222	34.662	214	38.408	216	246
3	1:33.553	24.181	223	32.216	217	37.156	218	247	17	1:35.476	24.892	221	32.857	215	37.727	219	245
4	1:33.693	24.225	223	32.098	219	37.370	216	249	18	1:36.194	24.479	221	32.918	215	38.797	216	248
5	1:33.872	24.268	223	32.139	218	37.465	215	248	19	1:50.123	25.225	174	33.591	214	51.307		247
6	1:34.397	24.786	223	32.294	216	37.317	216	246	20	5:22.736	4:08.285	148	36.364	207	38.087	217	
7	1:33.790	24.251	222	32.226	216	37.313	217	247	21	1:33.694	24.273	224	32.214	215	37.207	216	246
8	1:33.602	24.204	223	32.171	216	37.227	216	247	22	1:36.943	24.315	222	32.310	213	40.318	214	247
9	1:45.752	24.113	224	32.496	216	49.143		247	23	1:35.454	24.447	224	32.695	212	38.312	216	246
10	2:41.508	1:30.897	221	32.976	214	37.635	216		24	1:34.144	24.511	220	32.447	216	37.186	216	247
11	1:34.789	24.426	222	32.699	215	37.664	215	247	25	1:34.912	24.785	211	32.524	216	37.603	217	247
12	1:35.073	24.587	222	32.821	214	37.665	218	248	26	1:34.646	24.428	223	32.543	213	37.675	221	248
13	1:34.884	24.515	223	32.561	217	37.808	215	245	27	9:39.424	6:28.324	37	1:22.808	73	1:48.292		248
14	1:36.005	24.671	223	32.833	208	38.501	214	246									



ADAC GT Masters

Sector List Free Practice 1



Provisional

Autodrom Most, Length: 4212m

Air temperature: 16.92°C

Track temperature: 16.85°C

Weather condition: Dry

DMSB Reg. Nr.: DMSB 110/18

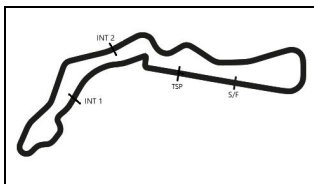
Friday, April 27, 2018 11:20:00

Lap	Time	SE1	SP1	SE2	SP2	SE3	SP3	TSP	Lap	Time	SE1	SP1	SE2	SP2	SE3	SP3	TSP
11 Erhart, DEU / Kaffer, DEU									theoretical besttime: 1:32.855								
1	2:07.411	51.266	173	36.085	201	40.060	212		13	4:13.891	2:52.657	77	41.706	166	39.528	216	
2	1:35.665	25.007	217	32.845	212	37.813	212	242	14	1:33.653	24.510	217	32.162	213	36.981	216	243
3	1:34.585	24.629	219	32.614	213	37.342	216	243	15	1:33.621	24.426	217	32.116	213	37.079	215	246
4	1:35.794	24.485	219	32.324	212	38.985	216	246	16	1:33.365	24.285	217	32.012	213	37.068	215	246
5	1:34.237	24.481	218	32.410	210	37.346	216	246	17	1:32.855	24.161	217	31.714	215	36.980	216	246
6	1:33.996	24.350	219	32.263	210	37.383	214	245	18	1:45.704	24.573	217	32.434	214	48.697		245
7	1:46.501	24.377	219	32.657	210	49.467		243	19	4:36.515	3:24.415	203	33.630	206	38.470	212	
8	6:24.839	5:14.281	217	32.886	210	37.672	213		20	1:36.574	25.418	210	33.091	209	38.065	213	242
9	1:34.440	24.616	218	32.388	213	37.436	213	243	21	1:34.979	24.657	217	32.632	211	37.690	213	242
10	1:34.174	24.433	219	32.258	213	37.483	214	244	22	1:50.364	24.572	217	32.759	210	53.033		242
11	1:34.560	24.503	218	32.445	213	37.612	214	244	23	12:15.983	11:03.087	189	34.514	204	38.382	213	
12	1:46.846	24.484	218	32.417	213	49.945		246	24	1:35.598	24.596	217	32.888	209	38.114	213	241

Lap	Time	SE1	SP1	SE2	SP2	SE3	SP3	TSP	Lap	Time	SE1	SP1	SE2	SP2	SE3	SP3	TSP
12 Spengler, DEU / Vanthoor, BEL									theoretical besttime: 1:32.694								
1	2:05.152	49.867	184	36.226	192	39.059	214		14	4:15.546	3:04.990	215	32.816	211	37.740	214	
2	1:34.833	24.713	213	32.865	213	37.255	217	243	15	1:37.853	27.421	203	32.755	213	37.677	214	244
3	1:33.694	24.604	220	32.134	215	36.956	217	247	16	1:35.053	24.869	217	32.565	211	37.619	216	244
4	1:33.342	24.327	219	31.922	216	37.093	217	247	17	1:34.283	24.400	219	32.524	214	37.359	215	246
5	1:36.621	24.459	219	31.947	216	40.215	217	248	18	1:51.586	25.711	209	35.187	212	50.688		245
6	1:33.269	24.279	220	32.005	215	36.985	216	247	19	5:40.410	4:20.504	170	37.854	201	42.052	210	
7	1:46.000	24.498	219	32.069	215	49.433		246	20	1:38.323	26.178	193	33.855	211	38.290	213	240
8	6:27.099	5:17.145	217	32.553	212	37.401	216		21	1:38.941	26.656	198	32.686	211	39.599	216	242
9	1:33.888	24.489	219	32.210	214	37.189	215	244	22	1:34.980	24.404	218	31.932	214	38.644	192	244
10	1:34.163	24.305	219	32.296	215	37.562	215	245	23	1:36.882	25.952	183	33.614	211	37.316	214	209
11	1:34.886	24.506	219	32.390	213	37.990	215	246	24	1:55.395	24.271	218	31.874	214	59.250		244
12	1:34.108	24.371	219	32.277	213	37.460	216	246	25	7:33.257	6:22.448	217	32.420	212	38.389	215	
13	1:45.851	24.705	220	32.209	215	48.937		246	26		24.130	219	31.608	216			244

Lap	Time	SE1	SP1	SE2	SP2	SE3	SP3	TSP	Lap	Time	SE1	SP1	SE2	SP2	SE3	SP3	TSP
13 Barth, DEU / Hürtgen, DEU									theoretical besttime: 1:34.684								
1	2:45.939	1:28.184	177	37.570	198	40.185	213		12	1:35.221	24.758	220	32.708	217	37.755	217	246
2	1:37.409	24.846	219	33.476	214	39.087	214	242	13	1:37.766	24.782	217	34.201	165	38.783	213	246
3	1:46.863	24.820	223	32.746	217	49.297		243	14	1:46.689	24.690	221	33.063	213	48.936		243
4	2:43.193	1:21.351	219	32.508	215	49.334			15	3:28.708	2:17.809	220	32.957	212	37.942	214	
5	2:32.283	1:21.919	215	32.597	215	37.767	215		16	1:47.513	25.048	220	32.810	212	49.655		244
6	1:34.934	24.655	224	32.628	216	37.651	214	245	17	2:32.948	1:21.933	218	33.051	215	37.964	216	
7	1:47.622	24.538	225	32.934	214	50.150		246	18	1:46.428	24.629	220	32.823	214	48.976		248
8	4:51.541	3:41.083	223	32.607	215	37.851	218		19	2:34.875	1:23.497	211	33.557	211	37.821	215	
9	1:36.279	24.696	223	32.993	215	38.590	215	247	20	1:46.702	24.525	221	32.714	211	49.463		244
10	1:48.152	24.815	219	32.930	215	50.407		246	21	2:32.916	1:22.144	223	32.829	214	37.943	215	
11	4:36.331	3:25.415	193	32.898	215	38.018	215		22	1:58.107	25.374	206	33.235	213	59.498		246

Lap	Time	SE1	SP1	SE2	SP2	SE3	SP3	TSP	Lap	Time	SE1	SP1	SE2	SP2	SE3	SP3	TSP
14 Zöchling, AUT / Klingmann, DEU									theoretical besttime: 1:33.581								
1	3:37.955	2:14.644	134	41.224	176	42.087	210		14	1:46.511	24.593	221	32.470	216	49.448		247
2	1:41.773	27.516	152	35.873	210	38.384	215	203	15	4:03.997	2:53.702	217	32.946	213	37.349	217	
3	1:37.482	25.117	206	34.523	213	37.842	215	245	16	1:34.062	24.583	221	32.293	216	37.186	217	246
4	1:53.742	25.724	148	35.333	158	52.685		246	17	1:33.825	24.552	222	32.185	215	37.088	218	247
5	2:58.589	1:47.850	218	33.011	214	37.728	214		18	1:47.519	25.190	215	32.582	215	49.747		248
6	1:34.367	24.656	221	32.422	215	37.289	217	242	19	3:14.079	2:03.949	217	32.815	215	37.315	216	
7	1:34.364	24.603	223	32.493	215	37.268	216	245	20	1:34.389	24.803	220	32.368	215	37.218	217	246
8	1:34.087	24.494	223	32.388	216	37.205	217	246	21	1:46.776	24.931	221	32.504	216	49.341		247
9	1:33.976	24.430	224	32.309	216	37.237	217	246	22	3:29.180	2:18.990	220	32.742	213	37.448	218	
10	1:47.110	25.018	223	32.390	216	49.702		247	23	2:42.187	24.631	223	56.069	78	1:21.487		248
11	6:01.706	4:51.329	219	32.822	213	37.555	216		24	6:05.611	4:55.274	217	32.929	213	37.408	217	
12	1:34.209	24.601	222	32.446	214	37.162	218	247	25	1:34.303	24.627	222	32.446	217	37.230	218	246
13	1:33.705	24.554	221	32.104	217	37.047	218	247									



ADAC GT Masters

Sector List Free Practice 1



Provisional

Autodrom Most, Length: 4212m

Air temperature: 16.92°C

Track temperature: 16.85°C

Weather condition: Dry

DMSB Reg. Nr.: DMSB 110/18

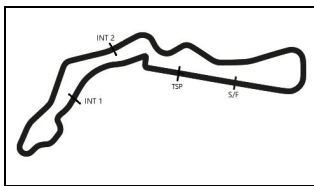
Friday, April 27, 2018 11:20:00

Lap	Time	SE1	SP1	SE2	SP2	SE3	SP3	TSP	Lap	Time	SE1	SP1	SE2	SP2	SE3	SP3	TSP
17 Estre, FRA / Bernhard, DEU									theoretical besttime: 1:32.519								
1	2:14.935	51.529	146	39.767	188	43.639	166		13	1:33.062	24.350	219	31.822	214	36.890	216	246
2	1:43.258	29.940	201	34.033	212	39.285	214	190	14	1:32.826	24.294	219	31.664	214	36.868	217	246
3	1:50.343	24.477	219	35.080	161	50.786		245	15	1:33.003	24.308	219	31.637	213	37.058	217	247
4	6:41.714	5:21.442	172	35.236	202	45.036	115		16	1:33.263	24.177	218	31.895	213	37.191	216	248
5	1:38.480	26.647	197	33.829	211	38.004	216	203	17	1:44.771	24.364	218	31.872	216	48.535		246
6	1:51.004	24.996	214	34.333	141	51.675		245	18	2:39.102	1:24.123	188	36.986	206	37.993	215	
7	6:03.668	4:50.061	100	34.916	208	38.691	216		19	1:34.503	24.617	220	32.312	213	37.574	215	245
8	1:37.800	24.642	219	32.459	213	40.699	215	246	20	1:33.543	24.319	221	31.960	215	37.264	216	246
9	1:33.400	24.306	219	32.139	214	36.955	216	244	21	1:37.701	25.408	220	32.714	213	39.579	116	247
10	1:32.849	24.391	219	31.611	216	36.847	217	246	22	3:08.561	47.482	90	58.315	87	1:22.764		83
11	1:44.584	24.118	213	31.922	214	48.544		247	23	5:10.790	3:57.105	219	32.727	211	40.958	213	
12	6:34.683	5:26.065	217	31.828	214	36.790	217		24	1:33.932	24.430	220	32.236	211	37.266	216	243

18 de Leener, BEL / Bachler, AUT									theoretical besttime: 1:33.029								
1	2:20.229	57.218	119	40.722	177	42.289	211		14	1:45.624	24.291	220	32.028	215	49.305		247
2	1:40.598	26.855	173	34.777	203	38.966	214	200	15	5:01.487	3:51.361	218	32.532	212	37.594	216	
3	2:00.939	25.664	165	39.478	156	55.797		237	16	1:33.394	24.136	213	32.184	212	37.074	217	246
4	8:24.320	6:55.631	112	46.590	184	42.099	210		17	1:44.644	24.432	221	31.973	213	48.239		246
5	1:36.679	25.285	219	33.456	207	37.938	215	240	18	2:33.045	1:22.231	216	33.006	211	37.808	213	
6	1:43.105	24.446	221	40.144	208	38.515	216	244	19	1:35.311	24.349	220	32.929	212	38.033	215	243
7	1:33.923	24.380	221	32.211	207	37.332	215	244	20	1:34.741	24.493	219	32.600	213	37.648	214	245
8	1:33.168	24.131	220	31.842	214	37.195	216	245	21	1:34.721	24.526	219	32.452	213	37.743	215	244
9	1:48.230	24.428	221	33.471	205	50.331		245	22	1:34.657	24.299	221	32.648	212	37.710	216	246
10	2:47.841	1:36.024	218	33.647	212	38.170	214		23	1:55.528	24.974	203	33.303	212	57.251		247
11	1:34.097	24.404	221	31.824	215	37.869	217	245	24	7:41.745	6:28.186	180	33.496	212	40.063	214	
12	1:37.223	24.451	218	32.667	210	40.105	217	247	25	1:34.928	24.552	221	32.504	213	37.872	217	245
13	1:33.184	24.222	219	31.863	213	37.099	216	246									

19 Perez Companc, ARG / Perera, FRA									theoretical besttime: 1:33.163								
1	4:10.689	2:52.355	166	37.626	200	40.708	213		13	1:34.619	24.500	219	32.375	213	37.744	216	242
2	1:40.009	25.134	208	33.457	209	41.418	213	241	14	1:34.941	24.487	218	32.377	212	38.077	217	245
3	1:33.792	24.437	219	32.219	212	37.136	214	242	15	1:46.287	25.253	216	32.139	214	48.895		246
4	1:36.079	24.748	217	33.159	206	38.172	214	243	16	8:15.627	6:53.488	169	40.271	180	41.868	213	
5	1:33.907	24.554	218	32.076	213	37.277	213	241	17	1:40.797	25.302	165	36.725	209	38.770	213	241
6	1:33.808	24.358	219	32.157	213	37.293	212	241	18	1:33.177	24.171	218	31.856	213	37.150	214	242
7	1:33.662	24.379	219	32.006	214	37.277	213	241	19	1:41.420	24.474	190	36.962	187	39.984	213	244
8	1:46.212	24.409	219	32.053	213	49.750		242	20	1:34.440	24.458	216	32.508	209	37.474	213	241
9	4:10.487	2:58.430	218	32.765	210	39.292	215		21	1:33.572	24.429	217	31.924	214	37.219	215	241
10	1:38.233	24.691	218	34.324	177	39.218	213	244	22	1:45.692	24.334	218	32.025	213	49.333		243
11	1:37.471	24.607	219	33.945	172	38.919	214	243	23	2:41.053	1:19.637	218	32.482	210	48.934		
12	1:35.008	24.509	218	32.666	213	37.833	213	243									

20 Schramm, DEU / Sylvest, DNK									theoretical besttime: 1:32.880								
1	4:02.704	2:28.957	162	40.054	182	53.693			13	1:33.769	24.596	217	32.218	215	36.955	216	243
2	5:20.379	4:08.101	215	34.520	210	37.758	213		14	1:34.358	24.772	216	32.222	216	37.364	217	244
3	1:34.258	24.504	217	32.377	212	37.377	214	239	15	1:47.255	24.590	218	32.511	214	50.154		243
4	1:33.642	24.298	219	31.963	213	37.381	214	240	16	2:29.497	1:19.762	218	32.360	214	37.375	216	
5	1:33.327	24.209	219	31.890	213	37.228	216	240	17	1:33.775	24.320	219	32.144	213	37.311	216	244
6	1:33.327	24.142	220	31.997	213	37.188	215	242	18	1:33.405	24.273	219	31.783	216	37.349	216	244
7	1:33.449	24.447	219	31.928	214	37.074	217	242	19	1:45.951	24.349	219	31.997	215	49.605		243
8	1:46.601	24.240	219	32.147	215	50.214		242	20	4:57.233	3:47.468	216	32.312	213	37.453	216	
9	2:44.547	1:33.760	201	32.950	213	37.837	215		21	1:33.630	24.446	218	32.046	215	37.138	216	243
10	1:34.683	24.486	219	32.871	214	37.326	215	242	22	1:46.397	24.402	213	32.323	216	49.672		243
11	1:34.123	24.649	218	32.216	216	37.258	215	243	23	2:54.618	1:24.813	183	36.687	143	53.118		
12	1:34.070	24.590	219	32.346	215	37.134	215	244									



ADAC GT Masters

Sector List Free Practice 1

Provisional



Autodrom Most, Length: 4212m

Air temperature: 16.92°C

Track temperature: 16.85°C

Weather condition: Dry

DMSB Reg. Nr.: DMSB 110/18

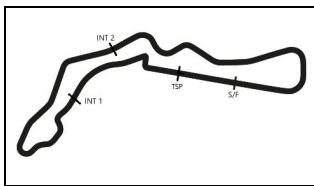
Friday, April 27, 2018 11:20:00

Lap	Time	SE1	SP1	SE2	SP2	SE3	SP3	TSP	Lap	Time	SE1	SP1	SE2	SP2	SE3	SP3	TSP
21	Stolz, DEU / Asch, DEU									theoretical besttime: 1:32.360							
1	3:20.861	2:05.384	191	36.264	200	39.213	214		14	1:33.808	24.439	218	32.265	213	37.104	215	243
2	1:36.588	25.211	216	33.109	211	38.268	215	240	15	1:34.165	24.444	219	32.175	215	37.546	216	243
3	1:33.723	24.411	219	32.077	214	37.235	217	242	16	1:33.359	24.438	218	31.963	215	36.958	217	243
4	1:33.856	24.449	219	32.164	215	37.243	214	243	17	1:33.441	24.430	219	31.910	215	37.101	214	244
5	1:33.414	24.423	219	31.957	215	37.034	214	242	18	1:47.752	24.618	219	32.275	213	50.859		243
6	1:46.598	24.499	219	32.239	213	49.860		242	19	5:13.439	3:59.460	200	35.878	206	38.101	216	
7	3:55.510	2:45.939	218	32.422	212	37.149	215		20	1:33.047	24.266	218	31.852	215	36.929	215	243
8	1:33.406	24.336	219	32.178	213	36.892	216	243	21	1:34.480	24.643	218	32.373	215	37.464	217	242
9	1:33.481	24.416	219	32.045	214	37.020	214	243	22	1:32.360	24.110	219	31.686	214	36.564	216	242
10	1:33.596	24.391	220	32.041	216	37.164	214	243	23	1:32.551	24.151	219	31.690	214	36.710	217	243
11	1:33.968	24.380	220	32.112	216	37.476	213	243	24	1:35.710	24.955	217	33.037	210	37.718	217	244
12	1:48.838	24.517	219	32.898	213	51.423		243	25	2:19.683	24.160	221	31.743	168	1:23.780		244
13	5:12.288	4:00.701	216	32.446	208	39.141	216										

24	Ortmann, DEU / Winkelhock, DEU									theoretical besttime: 1:33.401							
1	1:56.355	40.240	138	37.179	203	38.936	210		15	1:36.166	25.289	210	33.301	213	37.576	216	245
2	1:41.982	29.854	208	33.225	213	38.903	215	240	16	1:33.868	24.508	218	32.326	215	37.034	216	246
3	1:34.088	24.769	219	32.226	213	37.093	215	246	17	1:34.041	24.572	219	32.300	211	37.169	215	246
4	1:34.162	24.646	219	32.070	214	37.446	216	246	18	1:36.456	24.682	217	32.510	210	39.264	214	246
5	1:35.338	25.434	206	32.454	215	37.450	214	247	19	1:51.610	24.827	217	35.481	211	51.302		245
6	1:33.624	24.381	219	32.090	216	37.153	214	246	20	2:34.670	1:24.496	216	32.790	211	37.384	215	
7	1:33.917	24.459	219	32.026	215	37.432	214	245	21	1:34.493	24.714	219	32.344	213	37.435	214	246
8	1:35.689	24.578	218	32.202	215	38.909	215	244	22	1:49.038	24.555	216	33.438	185	51.045		246
9	1:33.471	24.341	219	32.083	215	37.047	214	244	23	7:10.939	6:00.250	216	32.919	211	37.770	214	
10	1:46.463	24.539	219	32.294	215	49.630		245	24	1:34.979	24.579	219	32.265	212	38.135	102	245
11	6:22.448	5:11.233	215	32.928	211	38.287	214		25	3:13.469	50.186	78	1:02.562	79	1:20.721		79
12	1:35.395	24.881	211	33.034	210	37.480	214	244	26	5:10.868	3:48.798	216	32.823	211	49.247		
13	1:33.715	24.515	219	32.078	214	37.122	216	244	27	2:48.723	1:21.789	215	33.132	210	53.802		
14	1:36.929	25.539	202	34.119	210	37.271	215	246									

25	Feller, CHE / Haase, DEU									theoretical besttime: 1:33.310							
1	2:08.674	47.777	162	39.512	174	41.385	210		13	1:40.876	25.044	219	32.618	213	43.214	214	244
2	1:36.850	24.783	218	33.902	208	38.165	214	240	14	1:35.780	24.515	219	33.334	206	37.931	214	244
3	1:35.285	24.929	219	32.438	212	37.918	214	244	15	1:34.110	24.455	220	32.267	210	37.388	215	245
4	1:34.852	24.697	219	32.624	210	37.531	213	246	16	1:50.840	26.076	199	35.038	212	49.726		245
5	1:45.725	24.326	219	32.003	216	49.396		245	17	7:39.041	6:28.435	216	32.690	212	37.916	213	
6	2:34.218	1:22.329	218	32.288	213	39.601	214		18	1:34.224	24.561	219	32.305	210	37.358	215	243
7	1:33.634	24.389	219	32.033	213	37.212	215	244	19	1:33.585	24.458	220	32.020	213	37.107	215	246
8	1:33.637	24.335	220	32.056	213	37.246	215	244	20	1:48.912	25.193	209	33.217	210	50.502		246
9	1:33.620	24.300	220	32.137	214	37.183	214	244	21	7:14.258	6:03.503	216	33.049	210	37.706	214	
10	1:33.590	24.273	220	31.930	216	37.387	215	245	22	1:33.962	24.523	219	32.209	214	37.230	215	245
11	1:45.899	24.366	217	32.075	215	49.458		245	23	2:56.161	28.460	78	1:04.683	77	1:23.018		245
12	2:46.326	1:33.751	217	32.923	213	39.652	213										

28	van der Linde, ZAF / van der Linde, ZAF									theoretical besttime: 1:33.067							
1	4:13.202	2:58.534	207	34.795	203	39.873	213		13	1:47.499	24.429	218	32.293	208	50.777		245
2	1:39.849	25.612	210	32.635	212	41.602	216	242	14	2:49.225	1:23.503	185	35.482	213	50.240		
3	1:34.083	24.560	218	32.458	212	37.065	216	245	15	2:44.131	1:22.085	216	32.906	212	49.140		
4	1:37.000	24.701	218	31.991	216	40.308	216	245	16	2:43.563	1:21.661	217	33.295	213	48.607		
5	1:33.660	24.376	218	32.166	215	37.118	216	244	17	4:26.643	3:03.751	165	41.887	160	41.005	216	
6	1:33.675	24.473	218	31.958	214	37.244	211	243	18	1:42.537	24.551	218	35.188	213	42.798	215	244
7	1:33.607	24.453	219	32.036	214	37.118	215	242	19	1:34.498	24.410	218	32.358	206	37.730	215	245
8	1:33.494	24.336	219	32.062	213	37.096	215	243	20	1:33.228	24.394	217	31.885	216	36.949	214	246
9	1:33.243	24.235	219	32.056	215	36.952	216	244	21	1:39.420	27.396	177	34.416	211	37.608	216	245
10	1:48.703	24.582	218	33.916	148	50.205		244	22	1:33.192	24.351	218	31.883	212	36.958	216	244
11	2:57.761	1:43.649	217	32.910	170	41.202	214		23	1:41.856	27.714	132	35.647	210	38.495	216	245
12	1:34.127	24.594	218	32.363	213	37.170	216	243	24	1:45.363	24.340	220	31.963	213	49.060		245



ADAC GT Masters

Sector List Free Practice 1



Provisional

Autodrom Most, Length: 4212m

Air temperature: 16.92°C

Track temperature: 16.85°C

Weather condition: Dry

DMSB Reg. Nr.: DMSB 110/18

Friday, April 27, 2018 11:20:00

Lap	Time	SE1	SP1	SE2	SP2	SE3	SP3	TSP	Lap	Time	SE1	SP1	SE2	SP2	SE3	SP3	TSP
29	Picariello, BEL / Mies, DEU								theoretical besttime: 1:32.377								
1	3:06.206	1:47.602	163	37.863	180	40.741	211		14	1:33.751	24.441	217	32.250	213	37.060	218	245
2	1:44.979	25.521	218	32.679	211	46.779	214	238	15	1:33.488	24.440	217	32.171	214	36.877	217	246
3	1:33.383	23.416	210	32.357	211	37.610	214	243	16	1:45.672	24.456	218	32.473	210	48.743		246
4	1:33.953	24.571	218	32.127	213	37.255	216	243	17	3:59.845	2:48.899	216	33.006	210	37.940	212	
5	1:33.627	24.435	219	32.248	213	36.944	214	244	18	1:34.977	24.934	216	32.505	211	37.538	213	242
6	1:36.764	24.724	217	32.140	213	39.900	216	244	19	1:34.411	24.589	218	32.245	212	37.577	215	244
7	1:33.818	24.499	219	32.278	213	37.041	214	243	20	1:35.121	24.948	218	32.701	210	37.472	217	244
8	1:45.120	24.466	218	32.192	212	48.462		243	21	1:46.585	24.754	217	32.500	212	49.331		246
9	3:35.899	2:24.468	218	32.222	212	39.209	215		22	4:08.629	2:58.032	216	32.993	210	37.604	214	
10	1:33.863	24.506	219	32.084	215	37.273	216	244	23	1:34.681	24.556	217	32.473	211	37.652	213	243
11	1:48.210	24.596	219	32.548	210	51.066		246	24	1:34.342	24.418	219	32.443	210	37.481	214	244
12	3:35.199	2:16.770	217	38.415	154	40.014	212		25	2:11.569	24.422	219	32.678	213	1:14.469		244
13	1:42.397	24.385	218	34.190	137	43.822	216	243									

33	Salaquarda, CZE / Stippler, DEU								theoretical besttime: 1:33.911								
1	11:01.386	9:41.384	134	38.892	191	41.110	212		12	3:00.609	1:37.535	216	33.525	210	49.549		
2	1:34.582	24.805	219	32.427	213	37.350	215	241	13	2:44.949	1:21.472	218	33.340	211	50.137		
3	1:34.100	24.578	219	32.308	213	37.214	217	243	14	2:49.901	1:25.784	217	33.317	210	50.800		
4	1:34.914	24.710	207	32.808	212	37.396	216	245	15	8:44.554	7:34.473	216	32.668	213	37.413	215	
5	1:37.384	24.457	220	34.815	207	38.112	217	246	16	1:34.542	24.568	219	32.385	214	37.589	219	244
6	1:34.161	24.545	220	32.468	214	37.148	216	246	17	1:38.145	24.909	220	32.752	185	40.484	217	248
7	1:39.637	27.169	148	34.653	213	37.815	217	244	18	1:34.091	24.496	221	32.449	215	37.146	217	246
8	1:37.671	24.965	213	34.371	211	38.335	215	245	19	2:17.327	25.567	165	34.922	213	1:16.838		247
9	1:34.531	24.548	220	32.408	213	37.575	212	244	20	7:19.491	6:05.190	211	33.281	210	41.020	211	
10	1:38.299	24.708	214	35.620	210	37.971	214	243	21	1:47.938	25.175	202	32.975	210	49.788		243
11	1:48.575	24.690	221	33.318	213	50.567	245										

35	Judek, DEU / Eriksson, SWE								theoretical besttime: 1:34.148								
1	4:25.170	3:05.877	177	37.073	198	42.220	208		12	1:34.604	24.799	213	32.412	210	37.393	212	241
2	1:39.224	26.303	193	33.835	204	39.086	209	237	13	1:34.902	24.695	214	32.491	210	37.716	211	242
3	1:37.029	25.098	214	33.252	204	38.679	211	237	14	1:46.248	24.812	213	32.443	210	48.993		241
4	1:35.479	24.873	213	32.811	206	37.795	211	239	15	10:59.066	9:45.795	204	33.949	207	39.322	208	
5	1:34.674	24.827	215	32.478	208	37.369	210	238	16	1:44.138	31.788	212	33.673	206	38.677	209	237
6	1:35.031	24.799	214	32.489	208	37.743	209	238	17	1:37.087	25.123	213	33.219	208	38.745	210	237
7	1:34.206	24.753	214	32.185	209	37.268	211	236	18	1:37.440	25.146	214	33.078	206	39.216	209	238
8	1:46.069	24.782	215	32.317	208	48.970		239	19	1:37.100	25.460	216	33.268	208	38.372	210	239
9	8:52.769	7:35.840	213	34.145	135	42.784	211		20	3:02.524	36.721	79	1:01.793	80	1:24.010		238
10	1:35.245	24.723	214	32.839	207	37.683	212	239	21	5:52.339	4:26.423	208	33.850	205	52.066		
11	1:34.894	24.969	213	32.554	209	37.371	213	241									

42	Jensen, DEN / Scheider, DEU								theoretical besttime: 1:33.327								
1	3:32.657	2:16.539	161	37.125	200	38.993	215		13	4:36.547	3:25.496	204	33.429	212	37.622	219	
2	1:35.130	24.821	222	32.696	213	37.613	219	243	14	1:35.161	24.909	221	32.877	216	37.375	218	248
3	1:37.632	23.750	191	34.356	177	39.526	219	248	15	1:35.483	24.868	222	32.790	216	37.825	217	249
4	1:34.118	24.459	223	32.276	214	37.383	215	249	16	1:35.227	24.670	222	32.778	214	37.779	217	247
5	1:34.080	23.999	216	32.612	216	37.469	216	247	17	1:47.731	25.465	201	33.083	216	49.183		248
6	1:34.589	24.540	224	32.457	215	37.592	217	246	18	2:35.558	1:24.270	209	32.931	216	38.357	218	
7	1:46.645	24.754	223	32.527	214	49.364		246	19	1:34.895	24.777	214	32.612	216	37.506	218	249
8	4:28.419	3:16.793	207	33.741	213	37.885	217		20	1:37.405	24.592	221	32.706	213	40.107	218	248
9	1:34.442	24.662	223	32.442	216	37.338	217	247	21	1:34.438	24.655	221	32.330	216	37.453	216	250
10	1:34.768	24.721	222	32.746	213	37.301	218	247	22	1:46.554	24.718	221	32.352	214	49.484		247
11	1:34.633	24.684	223	32.572	216	37.377	218	247	23	14:19.856	13:07.913	218	33.046	213	38.897	217	
12	1:47.017	24.562	223	32.750	215	49.705		247	24	1:34.347	24.529	222	32.401	217	37.417	217	248

43	Marschall, DEU / Bouveng, SWE								theoretical besttime: 1:33.762								
1	2:18.983	1:00.556	161	38.349	202	40.078	212		16	1:35.713	25.379	214	32.955	216	37.379	219	249
2	1:37.908	25.318	217	33.128	215	39.462	218	242	17	1:35.104	24.697	222	32.882	216	37.525	216	249
3	1:34.233	24.480	222	32.668	215	37.085	217	247	18	1:35.961	25.177	222	33.079	216	37.705	217	248
4	1:33.805	24.391	223	32.286	217	37.128	218	247	19	1:46.937	24.871	222	32.721	217	49.345		249
5	1:34.058	24.436	223	32.352	217	37.270	217	248	20	4:27.448	3:15.904	221	33.731	210	37.813	218	
6	1:45.530	24.532	223	32.356	217	48.642		247	21	1:35.939	25.090	213	33.249	214	37.600	219	248

ver: 1.0

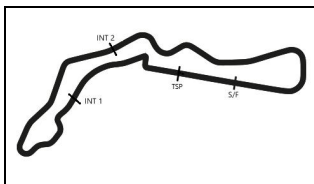
www.adac.de/motorsport

Page 6 / 9 printed: 27.4.2018 12:21



Premium-Serienpartner





ADAC GT Masters

Sector List Free Practice 1



Provisional

Autodrom Most, Length: 4212m

Air temperature: 16.92°C

Track temperature: 16.85°C

Weather condition: Dry

DMSB Reg. Nr.: DMSB 110/18

Friday, April 27, 2018 11:20:00

Lap	Time	SE1	SP1	SE2	SP2	SE3	SP3	TSP	Lap	Time	SE1	SP1	SE2	SP2	SE3	SP3	TSP
7	3:29.798	2:19.300	222	32.724	213	37.774	219		22	1:34.974	24.809	223	32.827	213	37.338	217	250
8	1:34.477	24.553	223	32.554	216	37.370	217	248	23	1:34.535	24.779	223	32.473	216	37.283	219	249
9	2:04.029	52.986	206	33.281	216	37.762	217	248	24	1:35.568	24.906	223	32.896	214	37.766	203	249
10	1:34.512	24.521	224	32.647	216	37.344	218	248	25	1:48.294	25.712	225	32.884	216	49.698		216
11	1:34.449	24.618	223	32.507	218	37.324	217	248	26	2:34.139	1:23.441	221	33.078	212	37.620	218	
12	1:46.859	24.562	223	32.500	218	49.797		248	27	2:53.831	24.684	224	1:01.888	77	1:27.259		250
13	2:33.434	1:22.780	218	32.954	217	37.700	214		28	6:13.472	4:50.397	219	33.366	212	49.709		
14	1:35.911	25.157	224	33.052	210	37.702	217	247	29								
15	1:35.334	24.964	222	32.910	213	37.460	219	248									

47 Pommer, DEU / Götz, DEU

theoretical besttime: 1:32.310

1	3:19.821	2:01.910	178	37.897	168	40.014	212		16	1:46.285	24.685	209	32.965	212	48.635		246
2	1:44.689	25.350	201	32.804	213	46.535	214	240	17	5:30.666	4:18.991	203	34.054	209	37.621	216	
3	1:36.639	26.746	206	32.580	212	37.313	217	242	18	1:34.807	24.638	219	33.163	213	37.006	216	243
4	1:34.098	24.566	219	32.273	215	37.259	215	244	19	1:32.653	24.313	219	31.813	217	36.527	218	244
5	1:33.751	24.583	219	32.104	215	37.064	214	243	20	1:32.500	24.336	220	31.731	215	36.433	219	246
6	1:33.953	24.630	218	32.235	215	37.088	215	242	21	1:32.581	24.338	221	31.681	216	36.562	218	246
7	1:33.726	24.508	220	32.093	215	37.125	217	242	22	1:32.405	24.196	219	31.763	217	36.446	217	246
8	1:45.485	24.483	220	32.193	215	48.809		242	23	1:32.646	24.313	220	31.765	217	36.568	217	245
9	2:31.886	1:20.884	184	33.829	210	37.173	217		24	1:45.015	25.233	219	31.869	216	47.913		244
10	1:35.704	25.459	210	33.033	208	37.212	216	244	25	3:11.936	2:00.475	118	34.232	212	37.229	216	
11	1:33.711	24.489	220	32.340	216	36.882	217	243	26	1:33.631	24.357	221	32.319	212	36.955	216	244
12	1:34.594	24.647	220	32.705	210	37.242	216	245	27	2:33.668	24.344	221	47.280	80	1:22.044		245
13	1:33.645	24.566	220	32.219	216	36.860	216	244	28	6:40.011	5:25.359	207	33.216	210	41.436	218	
14	1:33.503	24.684	220	31.961	217	36.858	217	243	29	1:34.627	24.283	220	31.986	216	38.358	194	244
15	1:33.557	24.435	222	32.107	215	37.015	217	245									

48 Dontje, NLD / Buhk, DEU

theoretical besttime: 1:32.410

1	6:22.964	4:54.499	172	37.066	200	51.399			14	2:42.124	1:30.948	217	33.202	211	37.974	215	
2	2:46.523	1:22.356	195	34.325	209	49.842			15	1:34.919	24.928	218	32.652	214	37.339	217	244
3	2:33.045	1:21.278	218	33.355	209	38.412	214		16	1:34.835	24.834	218	32.685	213	37.316	215	244
4	1:34.610	24.574	220	32.702	211	37.334	216	240	17	1:45.328	24.584	219	32.363	216	48.381		245
5	1:33.973	24.407	221	32.303	213	37.263	216	242	18	4:10.271	2:46.443	154	40.239	181	43.589	189	
6	1:34.062	24.511	221	32.302	213	37.249	216	244	19	1:40.947	29.638	190	33.763	209	37.546	217	164
7	1:33.955	24.514	221	32.295	215	37.146	217	245	20	1:36.204	24.574	218	32.405	200	39.225	215	244
8	1:34.945	25.452	221	32.354	212	37.139	218	245	21	1:33.114	24.453	220	32.050	215	36.611	216	243
9	1:34.485	24.471	221	32.704	208	37.310	216	246	22	1:32.719	24.482	219	31.710	218	36.527	217	244
10	1:33.940	24.443	221	32.392	215	37.105	217	245	23	1:36.780	25.902	202	33.329	196	37.549	217	207
11	1:34.237	24.428	221	32.446	214	37.363	216	245	24	1:32.531	24.375	220	31.510	217	36.646	217	244
12	1:34.100	24.562	221	32.386	213	37.152	217	244	25	1:46.878	24.373	221	31.849	211	50.656		246
13	1:45.872	24.713	220	32.413	213	48.746		245									

50 Geipel, DEU / Frey, CHE

theoretical besttime: 1:34.104

1	2:17.340	57.369	161	38.633	200	41.338	211		14	3:51.685	2:38.768	203	33.489	208	39.428	214	
2	1:36.753	25.549	218	33.549	210	37.655	214	232	15	1:35.619	24.554	217	32.921	212	38.144	213	244
3	1:39.273	26.235	188	35.235	207	37.803	216	244	16	1:35.008	24.625	217	32.727	211	37.656	215	244
4	1:34.500	24.482	219	32.745	211	37.273	216	245	17	1:34.630	24.709	217	32.349	213	37.572	213	245
5	1:37.376	24.635	219	34.742	207	37.999	214	246	18	1:35.826	25.184	207	33.236	213	37.406	215	244
6	1:34.753	24.761	219	32.589	213	37.403	214	244	19	1:46.294	24.650	218	32.562	212	49.082		244
7	1:35.021	24.682	219	32.762	213	37.577	214	243	20	5:14.795	4:04.576	214	32.720	211	37.499	213	
8	1:52.537	25.902	186	34.383	208	52.252		243	21	1:36.806	24.883	216	32.462	213	39.461	213	242
9	6:15.732	5:01.299	211	34.107	206	40.326	214		22	1:35.893	25.521	207	32.786	214	37.586	215	243
10	1:36.489	24.819	219	33.203	211	38.467	215	243	23	1:35.268	24.645	219	32.857	212	37.766	214	246
11	1:35.219	24.585	219	32.984	210	37.650	213	245	24	1:34.446	24.510	220	32.488	213	37.448	215	245
12	1:34.853	24.649	219	32.682	214	37.522	216	244	25	3:04.890	37.232	75	1:03.667	80	1:23.991		245
13	1:50.315	24.915	219	34.285	213	51.115		246									

53 Beretta, ITA / Vainio, FIN

theoretical besttime: 1:34.155

1	5:21.082	3:46.457	129	39.539	196	55.086			12	1:34.564	24.840	214	32.352	213	37.372	213	241
2	2:45.343	1:26.172	192	36.857	203	42.314	210		13	1:35.752	24.987	215	32.950	206	37.815	211	240
3	1:37.962	26.051	201	33.306	207	38.605	210	238	14	1:34.358	24.788	214	32.239	212	37.331	211	240
4	1:35.644	24.771	215	32.414	206	38.459	213	238	15	1:46.720	24.809	213	32.257	213	49.654		240
5	1:34.467	24.636	216	32.260	212	37.571	211	240	16	7:58.281	6:47.811	212	32.896	208	37.574	212	

ver: 1.0

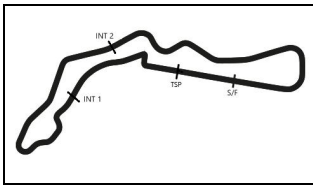
www.adac.de/motorsport

Page 7/9 printed: 27.4.2018 12:21



Premium-Serienpartner





ADAC GT Masters



Sector List Free Practice 1

Provisional

Autodrom Most, Length: 4212m

Air temperature: 16.92°C

Track temperature: 16.85°C

Weather condition: Dry

DMSB Reg. Nr.: DMSB 110/18

Friday, April 27, 2018 11:20:00

Lap	Time	SE1	SP1	SE2	SP2	SE3	SP3	TSP	Lap	Time	SE1	SP1	SE2	SP2	SE3	SP3	TSP
6	1:34.342	24.776	216	32.201	211	37.365	210	240	17	1:34.904	25.019	213	32.466	211	37.419	211	239
7	1:34.911	24.810	216	32.453	210	37.648	210	240	18	1:36.077	25.610	215	32.691	210	37.776	213	240
8	1:47.636	24.780	216	32.790	209	50.066		240	19	1:34.736	24.927	216	32.188	212	37.621	213	240
9	6:41.243	5:30.684	213	32.775	208	37.784	210		20	1:40.634	24.653	216	34.672	208	41.309	213	241
10	1:34.699	24.796	215	32.419	210	37.484	211	238	21	1:34.760	24.908	216	32.272	211	37.580	213	242
11	1:34.696	24.792	215	32.234	213	37.670	212	240	22	3:04.027	32.545	79	1:02.004	78	1:29.478		241

63 Bortolotti, ITA / Caldarelli, ITA

theoretical besttime: 1:33.475

1	3:05.776	1:46.285	162	38.240	157	41.251	209		14	1:34.477	24.613	217	32.270	212	37.594	212	242
2	1:40.064	24.624	193	33.558	212	41.882	213	237	15	1:34.133	24.529	216	32.321	211	37.283	212	241
3	1:33.942	24.616	216	32.123	212	37.203	213	242	16	1:49.923	25.645	202	33.545	210	50.733		242
4	1:33.617	24.519	218	31.975	212	37.123	213	240	17	2:55.551	1:43.416	149	34.519	210	37.616	214	
5	1:33.872	24.377	217	32.010	211	37.485	212	242	18	1:34.120	24.556	215	32.307	211	37.257	212	241
6	1:40.357	24.663	216	34.318	208	41.376	214	242	19	1:34.148	24.539	216	32.327	213	37.282	213	242
7	1:33.960	24.553	217	32.200	211	37.207	213	241	20	1:34.257	24.755	215	32.147	215	37.355	213	243
8	1:44.894	24.486	218	32.167	213	48.241		243	21	1:46.955	24.566	216	32.722	211	49.667		241
9	3:55.447	2:41.746	206	34.465	197	39.236	210		22	3:51.479	2:41.624	195	32.576	210	37.279	212	
10	1:36.114	24.619	217	32.922	208	38.573	207	241	23	1:34.067	24.616	214	32.270	211	37.181	212	242
11	1:35.558	24.728	216	32.919	209	37.911	209	237	24	1:35.947	24.620	216	33.172	212	38.155	213	241
12	1:36.021	25.341	216	33.224	210	37.456	212	236	25	1:46.649	24.542	216	32.378	211	49.729		242
13	1:34.586	24.564	217	32.615	210	37.407	210	241									

69 Slooten, DEU / Luhr, DEU

theoretical besttime: 1:33.120

1	2:10.517	48.559	171	37.901	179	44.057	211		15	1:47.328	24.335	197	33.040	208	49.953		244
2	1:35.738	24.820	218	33.195	208	37.723	214	240	16	3:43.380	2:28.325	191	36.191	204	38.864	212	
3	1:35.907	25.820	210	32.752	210	37.335	215	242	17	1:36.202	24.560	218	32.991	211	38.651	213	241
4	1:33.992	24.381	219	32.271	211	37.340	215	244	18	1:35.189	24.369	217	33.006	209	37.814	211	242
5	1:33.926	24.397	219	32.147	211	37.382	213	244	19	1:35.439	24.726	217	32.759	211	37.954	213	241
6	1:33.648	24.269	219	32.120	212	37.259	213	242	20	1:34.519	24.594	219	32.301	212	37.624	213	242
7	1:33.941	24.443	219	32.127	210	37.371	214	241	21	1:36.023	25.156	216	32.861	209	38.006	213	242
8	1:46.430	24.318	219	32.626	209	49.486		241	22	1:35.886	25.112	217	32.826	208	37.948	212	241
9	4:03.029	2:46.847	207	35.418	205	40.764	199		23	1:36.179	24.756	217	33.484	208	37.939	213	242
10	1:42.174	27.919	160	36.848	210	37.407	214	197	24	1:47.533	24.598	217	32.515	212	50.420		241
11	1:34.154	24.476	218	32.274	210	37.404	214	242	25	3:08.346	1:51.080	167	38.829	206	38.437	214	
12	1:33.298	24.206	220	31.933	213	37.159	214	242	26	1:35.493	24.612	220	32.676	208	38.205	213	242
13	1:33.702	24.177	220	32.200	210	37.325	213	242	27	1:35.002	24.655	213	32.611	210	37.736	214	242
14	1:33.447	24.321	220	32.116	211	37.010	215	241	28	3:02.576	33.972	80	1:01.646	82	1:26.958		243

82 Ineichen, CHE / Engelhart, DEU

theoretical besttime: 1:33.131

1	3:24.555	2:06.030	152	36.021	200	42.504	210		14	1:34.630	24.598	217	32.475	212	37.557	214	242
2	1:35.771	24.810	218	33.086	211	37.875	213	238	15	1:34.621	24.732	216	32.411	213	37.478	215	244
3	1:33.516	24.502	218	31.964	214	37.050	216	243	16	1:36.432	26.244	216	32.593	212	37.595	214	243
4	1:33.226	24.261	217	31.820	216	37.145	213	243	17	1:47.222	24.853	217	32.514	213	49.855		243
5	1:35.256	24.847	218	32.841	213	37.568	213	244	18	5:30.589	4:19.598	217	32.940	211	38.051	214	
6	1:37.123	24.764	217	33.624	175	38.735	214	241	19	1:34.170	24.536	217	32.170	212	37.464	215	243
7	1:33.753	24.367	218	32.164	213	37.222	214	243	20	1:34.248	24.453	217	32.272	213	37.523	214	243
8	1:45.437	24.414	218	32.543	210	48.480		241	21	1:33.962	24.476	216	32.195	214	37.291	214	244
9	4:58.206	3:46.599	218	33.078	209	38.529	213		22	1:46.301	24.510	216	32.116	215	49.675		244
10	1:38.900	24.663	217	33.138	204	41.099	212	242	23	4:23.714	3:07.408	216	33.701	190	42.605	213	
11	1:35.379	24.862	217	32.822	210	37.695	213	242	24	1:37.936	24.663	217	32.908	208	40.365	64	243
12	1:35.585	24.915	217	32.935	210	37.735	213	242	25	3:13.694	51.182	79	1:01.982	80	1:20.530		79
13	1:36.079	25.428	208	32.692	213	37.959	214	241									

84 Assenheimer, DEU / Schmid, DEU

theoretical besttime: 1:32.361

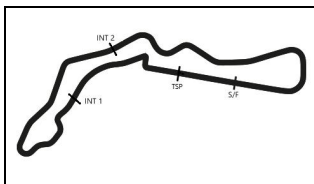
1	3:39.219	2:21.796	155	36.576	191	40.847	214		15	1:34.364	24.948	218	32.272	213	37.144	215	241
2	1:37.709	26.380	182	33.609	207	37.720	217	225	16	1:32.882	24.231	220	31.784	216	36.867	217	243
3	1:34.504	24.730	219	32.499	213	37.275	217	243	17	1:34.411	24.432	208	32.151	214	37.828	217	245
4	1:33.922	24.568	220	32.437	213	36.917	217	244	18	1:37.547	26.718	210	33.559	214	37.270	217	245
5	1:34.229	24.572	220	32.611	211	37.046	216	244	19	1:32.565	24.269	220	31.781	217	36.515	218	243
6	1:34.048	24.566	220	32.351	213	37.131	217	243	20	1:44.249	24.510	219	31.812	215	47.927		246
7	1:45.387	24.403	221	32.359	213	48.625		243	21	2:38.500	1:27.104	218	32.792	210	38.604	217	
8	2:54.808	1:43.071	218	33.050	210	38.687	216		22	1:33.411	24.481	219	32.066	215	36.864	216	245
9	1:36.731	25.861	161	33.275	213	37.595	216	243	23	1:36.330	24.383	220	32.358	214	39.589	218	244

ver: 1.0

www.adac.de/motorsport

Page 8/ 9 printed: 27.4.2018 12:21





ADAC GT Masters

Sector List Free Practice 1

Provisional



Autodrom Most, Length: 4212m

Air temperature: 16.92°C

Track temperature: 16.85°C

Weather condition: Dry

DMSB Reg. Nr.: DMSB 110/18

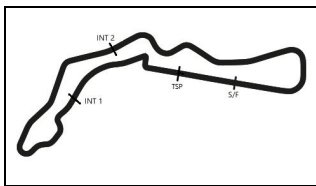
Friday, April 27, 2018 11:20:00

Lap	Time	SE1	SP1	SE2	SP2	SE3	SP3	TSP	Lap	Time	SE1	SP1	SE2	SP2	SE3	SP3	TSP
10	1:34.323	24.806	221	32.440	213	37.077	217	243	24	1:33.261	24.458	219	32.014	216	36.789	216	244
11	1:34.472	24.670	220	32.493	215	37.309	217	244	25	1:33.144	24.503	220	31.879	216	36.762	219	244
12	1:35.367	24.979	213	32.930	212	37.458	215	243	26	1:34.329	24.065	222	31.954	216	38.310	216	246
13	1:47.087	24.970	220	32.490	214	49.627		243	27	1:45.746	24.574	222	32.207	215	48.965		243
14	4:16.500	2:56.972	181	38.322	169	41.206	215										

99 Renauer, DEU / Jaminet, FRA

theoretical besttime: 1:32.740

1	3:14.265	1:52.502	134	39.564	162	42.199	213		13	4:49.321	3:39.199	219	32.579	215	37.543	216	
2	1:41.514	27.742	189	35.127	175	38.645	216	190	14	1:33.791	24.429	220	32.108	215	37.254	217	246
3	1:33.540	24.445	221	32.219	215	36.876	218	244	15	1:35.149	25.475	221	32.522	211	37.152	217	247
4	1:51.812	29.993	140	38.911	144	42.908	217	190	16	1:33.866	24.422	222	31.980	215	37.464	217	247
5	1:32.938	24.117	221	31.817	217	37.004	218	245	17	1:33.951	24.443	220	32.237	214	37.271	217	247
6	1:47.103	24.273	208	32.640	215	50.190		247	18	1:33.823	24.346	219	32.368	216	37.109	218	247
7	10:09.493	8:56.864	219	32.084	202	40.545	217		19	1:47.146	24.308	221	32.267	215	50.571		248
8	1:33.251	24.321	221	32.124	217	36.806	219	246	20	4:42.722	3:32.058	211	33.428	213	37.236	216	
9	1:34.890	24.198	221	32.325	217	38.367	218	247	21	1:44.859	24.370	223	32.126	215	48.363	73	247
10	1:33.074	24.220	221	31.942	217	36.912	219	248	22	3:31.596	56.994	62	1:08.549	71	1:26.053		79
11	1:32.968	24.156	220	31.955	215	36.857	218	248	23	4:43.087	3:28.895	220	32.934	185	41.258	218	
12	1:45.362	24.265	219	32.067	217	49.030		248	24	1:33.618	24.207	221	32.190	214	37.221	216	246



ADAC GT Masters

Top speed list Free Practice 1

Provisional



Autodrom Most, Length: 4212m

Air temperature: 16.92°C

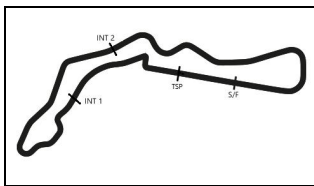
Track temperature: 16.85°C

Weather condition: Dry

DMSB Reg. Nr.: DMSB 110/18

Friday, April 27, 2018 11:20:00

#	Name (NAT)	Team	Car name	Speed	Lap	Race time
1	Daniel Keilwitz (DEU)	Callaway Competition (DEU)	Corvette C7 GT3	250.58	16	30:59.495
43	Victor Bouveng (SWE)	BMW Team Schnitzer (DEU)	BMW M6 GT3	250.58	27	50:02.285
42	Mikkel Jensen (DEN)	BMW Team Schnitzer (DEU)	BMW M6 GT3	250.00	21	41:16.496
9	Christopher Dreyspring (DEU)	Honda Team Schubert Motorsport (DEU)	Honda NSX GT3	249.42	4	6:46.926
12	Dries Vanthoor (BEL)	EFP by TECE (DEU)	Audi R8 LMS	248.84	5	6:51.414
99	Mathieu Jaminet (FRA)	Precote Herberth Motorsport (DEU)	Porsche 911 GT3 R	248.84	11	26:36.261
13	Sven Barth (DEU)	RWT Racing (AUT)	Corvette C7 GT3	248.84	18	40:33.782
14	Jens Klingmann (DEU)	MRS GT-Racing (DEU)	BMW M6 GT3	248.27	18	38:05.843
17	Kevin Estre (FRA)	KÜS TEAM75 Bernhard (DEU)	Porsche 911 GT3 R	248.27	16	39:50.008
3	Nikolaj Rogivue (CHE)	Aust Motorsport (DEU)	Audi R8 LMS	248.27	21	40:21.518
33	Filip Salaquarda (CZE)	Team ISR (CZE)	Audi R8 LMS	248.27	17	46:14.188
18	Klaus Bachler (AUT)	KÜS TEAM75 Bernhard (DEU)	Porsche 911 GT3 R	247.70	14	30:17.945
24	Mike David Ortmann (DEU)	BWT Mücke Motorsport (DEU)	Audi R8 LMS	247.13	5	6:51.001
5	Max Hofer (AUT)	Phoenix Racing (DEU)	Audi R8 LMS	247.13	11	27:15.833
6	Ivan Lukashovich (RUS)	Phoenix Racing (DEU)	Audi R8 LMS	246.57	5	6:48.967
29	Christopher Mies (DEU)	Montaplast by Land-Motorsport (DEU)	Audi R8 LMS	246.57	16	29:55.065
47	Markus Pommer (DEU)	MANN-FILTER Team HTP Motorsport (DEU)	Mercedes-AMG GT3	246.57	21	38:40.083
4	Maximilian Hackländer (DEU)	Aust Motorsport (DEU)	Audi R8 LMS	246.57	21	39:19.773
48	Indy Dontje (NLD)	MANN-FILTER Team HTP Motorsport (DEU)	Mercedes-AMG GT3	246.57	25	49:00.903
11	Pierre Kaffer (DEU)	EFP by TECE (DEU)	Audi R8 LMS	246.01	4	5:22.092
25	Ricardo Feller (CHE)	BWT Mücke Motorsport (DEU)	Audi R8 LMS	246.01	4	5:25.251
50	Rahel Frey (CHE)	YACO Racing	Audi R8 LMS	246.01	5	7:12.298
19	Ezequiel Perez Companc (ARG)	GRT Grasser-Racing-Team (AUT)	Lamborghini Huracan GT3	246.01	15	27:43.336
84	Clemens Schmid (DEU)	AutoArenA Motorsport (DEU)	Mercedes-AMG GT3	246.01	20	36:34.490
28	Sheldon van der Linde (ZAF)	Montaplast by Land-Motorsport (DEU)	Audi R8 LMS	246.01	20	41:04.932
7	Dominik Schwager (DEU)	HB Racing (AUT)	Ferrari 488 GT3	244.89	4	5:44.645
21	Luca Stolz (DEU)	Team ZAKSPEED BKK Mobil Oil Racing (DEU)	Mercedes-AMG GT3	244.89	17	33:21.908
82	Christian Engelhart (DEU)	GRT Grasser-Racing-Team (AUT)	Lamborghini Huracan GT3	244.89	21	41:19.177
69	Lucas Luhr (DEU)	IronForce by RING POLICE (DEU)	Porsche 911 GT3 R	244.34	4	5:26.616
20	Kim Luis Schramm (DEU)	Team ZAKSPEED BKK Mobil Oil Racing (DEU)	Mercedes-AMG GT3	244.34	12	24:55.500
8	Christopher Friedrich (DEU)	Car Collection Motorsport (DEU)	Mercedes-AMG GT3	244.34	20	38:12.655
63	Mirko Bortolotti (ITA)	ORANGE1 by GRT Grasser (AUT)	Lamborghini Huracan GT3	243.24	8	12:46.085
35	Jimmy Eriksson (SWE)	Team Rosberg (DEU)	Lamborghini Huracan GT3	242.15	13	29:28.898
53	Michele Beretta (ITA)	Team Rosberg (DEU)	Lamborghini Huracan GT3	242.15	21	48:42.539



ADAC GT Masters

Pit Stops Free Practice 1



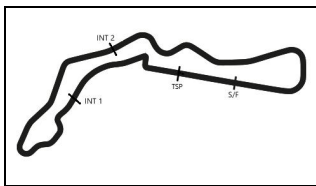
Provisional

DMSB Reg. Nr.: DMSB 110/18

Autodrom Most, Length: 4212m
 Air temperature: 16.92°C
 Track temperature: 16.85°C
 Weather condition: Dry

Friday, April 27, 2018 11:20:00

Nr	Driver in	Day time in	Time in	Driver out	Day time out	Time out	Nett Time
20	Nicolai Sylvest	11:23:48.709	3:48.462	Nicolai Sylvest	11:27:46.675	7:46.428	3:57.966
26	Stefan Mücke	11:23:52.373	3:52.126				
53	Aaro Vainio	11:25:07.895	5:07.648	Aaro Vainio	11:26:19.355	6:19.108	1:11.460
17	Kevin Estre	11:25:35.559	5:35.312	Kevin Estre	11:30:43.379	10:43.132	5:07.820
18	Klaus Bachler	11:25:48.930	5:48.683	Klaus Bachler	11:32:23.076	12:22.829	6:34.146
13	Claudia Hürtgen	11:25:57.158	5:56.911	Claudia Hürtgen	11:27:08.118	7:07.871	1:10.960
48	Indy Dontje	11:26:10.226	6:09.979	Indy Dontje	11:27:19.668	7:19.421	1:09.442
1	Marvin Kirchhöfer	11:26:12.906	6:12.659	Marvin Kirchhöfer	11:27:50.512	7:50.265	1:37.606
25	Ricardo Feller	11:28:28.345	8:28.098	Ricardo Feller	11:29:39.294	9:39.047	1:10.949
14	Jens Klingmann	11:28:38.191	8:37.944	Jens Klingmann	11:30:14.537	10:14.290	1:36.346
13	Claudia Hürtgen	11:28:40.411	8:40.164	Claudia Hürtgen	11:29:51.349	9:51.102	1:10.938
48	Maximilian Buhk	11:28:56.823	8:56.576	Maximilian Buhk	11:30:06.826	10:06.579	1:10.003
3	Christer Jöns	11:29:07.091	9:06.844	Christer Jöns	11:32:17.134	12:16.887	3:10.043
43	Dennis Marschall	11:30:11.817	10:11.570	Dennis Marschall	11:32:18.971	12:18.724	2:07.154
21	Sebastian Asch	11:31:11.012	11:10.765	Luca Stolz	11:33:47.165	13:46.918	2:36.153
6	Ivan Lukashovich	11:31:26.564	11:26.317	Ivan Lukashovich	11:33:36.629	13:36.382	2:10.065
99	Mathieu Jaminet	11:31:27.807	11:27.560	Mathieu Jaminet	11:40:14.457	20:14.210	8:46.650
12	Dries Vanthoor	11:31:29.790	11:29.543	Dries Vanthoor	11:36:36.463	16:36.216	5:06.673
11	Pierre Kaffer	11:31:35.087	11:34.840	Pierre Kaffer	11:36:38.679	16:38.432	5:03.592
8	Lance David Arnold	11:32:33.365	12:33.118	Lance David Arnold	11:34:48.171	14:47.924	2:14.806
1	Marvin Kirchhöfer	11:32:36.182	12:35.935	Marvin Kirchhöfer	11:33:47.718	13:47.471	1:11.536
42	Timo Scheider	11:33:02.187	13:01.940	Timo Scheider	11:36:07.077	16:06.830	3:04.890
84	Clemens Schmid	11:33:06.259	13:06.012	Patrick Assenheimer	11:34:37.561	14:37.314	1:31.302
69	Lucas Luhr	11:33:11.222	13:10.975	Lucas Luhr	11:35:43.324	15:43.077	2:32.102
7	Dominik Schwager	11:33:29.099	13:28.852	Dominik Schwager	11:34:41.624	14:41.377	1:12.525
50	Rahel Frey	11:33:34.463	13:34.216	Rahel Frey	11:38:21.348	18:21.101	4:46.885
63	Mirko Bortolotti	11:34:13.500	14:13.253	Andrea Caldarelli	11:36:44.093	16:43.846	2:30.593
29	Christopher Mies	11:34:14.911	14:14.664	Christopher Mies	11:36:28.685	16:28.438	2:13.774
82	Christian Engelhart	11:34:25.730	14:25.483	Rolf Ineichen	11:38:00.135	17:59.888	3:34.405
47	Markus Pommer	11:34:29.439	14:29.192	Markus Pommer	11:35:39.271	15:39.024	1:09.832
13	Claudia Hürtgen	11:34:35.154	14:34.907	Claudia Hürtgen	11:38:05.673	18:05.426	3:30.519
4	Maximilian Hackländer	11:35:09.450	15:09.203	Maximilian Hackländer	11:37:07.008	17:06.761	1:57.558
19	Franck Perera	11:35:15.051	15:14.804	Ezequiel Perez Companc	11:38:03.050	18:02.803	2:47.999
35	Jimmy Eriksson	11:35:33.756	15:33.509	Jimmy Eriksson	11:42:55.220	22:54.973	7:21.464
17	Kevin Estre	11:35:46.887	15:46.640	Kevin Estre	11:40:19.921	20:19.674	4:33.034
9	Christopher Dreyspring	11:36:04.528	16:04.281	Christopher Dreyspring	11:37:24.106	17:23.859	1:19.578
24	Mike David Ortmann	11:36:11.993	16:11.746	Markus Winkelhock	11:41:10.527	21:10.280	4:58.534
5	Max Hofer	11:37:23.863	17:23.616	Max Hofer	11:40:56.530	20:56.283	3:32.667
53	Michele Beretta	11:37:38.163	17:37.916	Michele Beretta	11:42:51.967	22:51.720	5:13.804
7	Dominik Schwager	11:37:47.810	17:47.563	Dominik Schwager	11:41:05.844	21:05.597	3:18.034
28	Kelvin van der Linde	11:38:27.551	18:27.304	Kelvin van der Linde	11:40:00.050	19:59.803	1:32.499
20	Nicolai Sylvest	11:38:43.784	18:43.537	Nicolai Sylvest	11:40:06.376	20:06.129	1:22.592
25	Ricardo Feller	11:39:02.961	19:02.714	Christopher Haase	11:40:25.142	20:24.895	1:22.181
14	Jens Klingmann	11:39:40.778	19:40.531	Jens Klingmann	11:44:18.599	24:18.352	4:37.821



ADAC GT Masters

Pit Stops Free Practice 1



Provisional

Autodrom Most, Length: 4212m

Air temperature: 16.92°C

Track temperature: 16.85°C

Weather condition: Dry

DMSB Reg. Nr.: DMSB 110/18

Friday, April 27, 2018 11:20:00

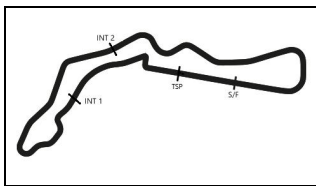
Nr	Driver in	Day time in	Time in	Driver out	Day time out	Time out	Nett Time
1	Marvin Kirchhöfer	11:40:35.403	20:35.156	Daniel Keilwitz	11:41:45.946	21:45.699	1:10.543
29	Christopher Mies	11:41:12.886	21:12.639	Christopher Mies	11:43:17.193	23:16.946	2:04.307
3	Christer Jöns	11:41:45.859	21:45.612	Christer Jöns	11:44:45.384	24:45.137	2:59.525
43	Dennis Marschall	11:42:15.975	22:15.728	Victor Bouveng	11:43:27.201	23:26.954	1:11.226
18	Klaus Bachler	11:42:28.393	22:28.146	Klaus Bachler	11:43:53.215	23:52.968	1:24.822
13	Claudia Hürtgen	11:42:51.173	22:50.926	Claudia Hürtgen	11:46:03.029	26:02.782	3:11.856
21	Luca Stolz	11:43:09.887	23:09.640	Luca Stolz	11:47:00.783	27:00.536	3:50.896
42	Timo Scheider	11:44:01.425	24:01.178	Timo Scheider	11:47:15.320	27:15.073	3:13.895
84	Patrick Assenheimer	11:44:08.720	24:08.473	Clemens Schmid	11:46:51.078	26:50.831	2:42.358
8	Lance David Arnold	11:44:15.726	24:15.479	Christopher Friedrich	11:48:18.859	28:18.612	4:03.133
11	Pierre Kaffer	11:44:29.985	24:29.738	Pierre Kaffer	11:47:04.105	27:03.858	2:34.120
6	Ivan Lukashevich	11:44:38.239	24:37.992	Ivan Lukashevich	11:47:47.273	27:47.026	3:09.034
28	Kelvin van der Linde	11:44:46.921	24:46.674	Kelvin van der Linde	11:45:57.593	25:57.346	1:10.672
12	Dries Vanthoor	11:45:59.791	25:59.544	Dries Vanthoor	11:48:54.215	28:53.968	2:54.424
50	Rahel Frey	11:46:27.069	26:26.822	Philip Geipel	11:48:50.704	28:50.457	2:23.635
1	Daniel Keilwitz	11:46:28.247	26:28.000	Daniel Keilwitz	11:47:39.149	27:38.902	1:10.902
69	Lucas Luhr	11:46:58.383	26:58.136	Lucas Luhr	11:49:14.805	29:14.558	2:16.422
33	Filip Salaquarda	11:47:02.175	27:01.928	Filip Salaquarda	11:48:27.666	28:27.419	1:25.491
48	Indy Dontje	11:47:24.062	27:23.815	Indy Dontje	11:48:42.736	28:42.489	1:18.674
7	Dominik Schwager	11:47:26.669	27:26.422	Dominik Schwager	11:55:14.911	35:14.664	7:48.242
28	Kelvin van der Linde	11:47:36.101	27:35.854	Kelvin van der Linde	11:48:46.739	28:46.492	1:10.638
47	Markus Pommer	11:48:12.434	28:12.187	Markus Pommer	11:52:17.872	32:17.625	4:05.438
17	Kevin Estre	11:48:19.158	28:18.911	Kevin Estre	11:53:34.499	33:34.252	5:15.341
25	Christopher Haase	11:48:30.870	28:30.623	Christopher Haase	11:54:48.067	34:47.820	6:17.197
19	Ezequiel Perez Companc	11:49:12.302	29:12.055	Franck Perera	11:55:47.954	35:47.707	6:35.652
63	Andrea Caldarelli	11:49:29.418	29:29.171	Andrea Caldarelli	11:50:57.908	30:57.661	1:28.490
99	Mathieu Jaminet	11:49:36.847	29:36.600	Robert Renauer	11:53:04.400	33:04.153	3:27.553
33	Frank Stippler	11:50:02.755	30:02.508	Filip Salaquarda	11:51:13.638	31:13.391	1:10.883
5	Max Hofer	11:50:17.865	30:17.618	Max Hofer	11:51:33.103	31:32.856	1:15.238
28	Kelvin van der Linde	11:50:20.321	30:20.074	Kelvin van der Linde	11:51:31.347	31:31.100	1:11.026
14	Jens Klingmann	11:50:36.918	30:36.671	Jens Klingmann	11:53:16.935	33:16.688	2:40.017
20	Kim Luis Schramm	11:51:06.454	31:06.207	Kim Luis Schramm	11:52:16.642	32:16.395	1:10.188
29	Christopher Mies	11:51:23.358	31:23.111	Alessio Picariello	11:54:01.428	34:01.181	2:38.070
18	Klaus Bachler	11:51:46.390	31:46.143	Klaus Bachler	11:55:26.464	35:26.217	3:40.074
4	Remo Lips	11:52:00.774	32:00.527	Maximilian Hackländer	11:55:44.256	35:44.009	3:43.482
82	Rolf Ineichen	11:52:22.477	32:22.230	Christian Engelhart	11:56:31.040	36:30.793	4:08.563
13	Claudia Hürtgen	11:52:27.323	32:27.076	Sven Barth	11:54:33.153	34:32.906	2:05.830
1	Daniel Keilwitz	11:52:28.570	32:28.323	Daniel Keilwitz	11:53:38.797	33:38.550	1:10.227
35	Jimmy Eriksson	11:52:32.407	32:32.160	Jonathan Judek	12:02:04.694	42:04.447	9:32.287
33	Filip Salaquarda	11:52:47.734	32:47.487	Filip Salaquarda	11:54:02.708	34:02.461	1:14.974
28	Sheldon van der Linde	11:53:03.838	33:03.591	Sheldon van der Linde	11:55:54.558	35:54.311	2:50.720
9	Giorgio Maggi	11:53:21.629	33:21.382	Giorgio Maggi	11:57:15.159	37:14.912	3:53.530
53	Michele Beretta	11:54:00.106	33:59.859	Michele Beretta	12:00:36.805	40:36.558	6:36.699
3	Christer Jöns	11:54:12.802	34:12.555	Christer Jöns	11:55:31.876	35:31.629	1:19.074

ver: 1.0

www.adac.de/motorsport

Page 2/ 4 printed: 27.4.2018 12:22





ADAC GT Masters

Pit Stops Free Practice 1



Provisional

DMSB Reg. Nr.: DMSB 110/18

Autodrom Most, Length: 4212m

Air temperature: 16.92°C

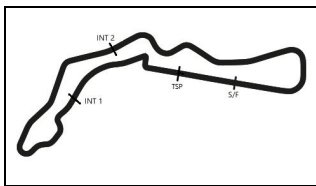
Track temperature: 16.85°C

Weather condition: Dry

Friday, April 27, 2018 11:20:00

Nr	Driver in	Day time in	Time in	Driver out	Day time out	Time out	Nett Time
43	Victor Bouveng	11:54:34.373	34:34.126	Victor Bouveng	11:57:38.475	37:38.228	3:04.102
48	Indy Dontje	11:55:01.251	35:01.004	Indy Dontje	11:57:32.604	37:32.357	2:31.353
42	Timo Scheider	11:55:11.609	35:11.362	Timo Scheider	11:56:22.831	36:22.584	1:11.222
1	Daniel Keilwitz	11:55:12.836	35:12.589	Daniel Keilwitz	11:56:42.673	36:42.426	1:29.837
24	Markus Winkelhock	11:55:32.313	35:32.066	Markus Winkelhock	11:56:45.762	36:45.515	1:13.449
33	Filip Salaquarda	11:55:37.539	35:37.292	Filip Salaquarda	12:03:00.279	43:00.032	7:22.740
21	Luca Stolz	11:56:24.727	36:24.480	Luca Stolz	12:00:10.518	40:10.271	3:45.791
11	Pierre Kaffer	11:56:43.036	36:42.789	Elia Erhart	11:59:54.097	39:53.850	3:11.061
12	Florian Spengler	11:56:54.065	36:53.818	Florian Spengler	12:00:58.690	40:58.443	4:04.625
13	Sven Barth	11:57:43.551	37:43.304	Sven Barth	11:58:54.156	38:53.909	1:10.605
84	Clemens Schmid	11:58:01.630	38:01.383	Patrick Assenheimer	11:59:15.340	39:15.093	1:13.710
50	Philip Geipel	11:58:26.094	38:25.847	Philip Geipel	12:02:19.676	42:19.429	3:53.582
20	Nicolai Sylvest	11:58:29.158	38:28.911	Nicolai Sylvest	12:02:06.559	42:06.312	3:37.401
6	Oscar Tunjo	11:58:51.910	38:51.663	Oscar Tunjo	12:02:38.241	42:37.994	3:46.331
63	Andrea Caldarelli	11:58:54.851	38:54.604	Andrea Caldarelli	12:01:24.237	41:23.990	2:29.386
14	Jens Klingmann	11:59:36.328	39:36.081	Jens Klingmann	12:01:27.939	41:27.692	1:51.611
18	Klaus Bachler	12:00:05.887	40:05.640	Klaus Bachler	12:01:17.370	41:17.123	1:11.483
25	Christopher Haase	12:01:06.622	41:06.375	Christopher Haase	12:06:58.674	46:58.427	5:52.052
8	Christopher Friedrich	12:01:17.394	41:17.147	Christopher Friedrich	12:03:45.749	43:45.502	2:28.355
24	Mike David Ortmann	12:01:30.856	41:30.609	Mike David Ortmann	12:07:20.025	47:19.778	5:49.169
29	Alessio Picariello	12:01:54.336	41:54.089	Alessio Picariello	12:04:41.741	44:41.494	2:47.405
13	Sven Barth	12:02:02.908	42:02.661	Sven Barth	12:03:13.771	43:13.524	1:10.863
5	Philip Ellis	12:02:35.077	42:34.830				
17	Kevin Estre	12:02:50.826	42:50.579	Timo Bernhard	12:04:02.480	44:02.233	1:11.654
69	Jan-Erik Slooten	12:03:38.069	43:37.822	Jan-Erik Slooten	12:05:15.511	45:15.264	1:37.442
99	Robert Renauer	12:04:03.853	44:03.606	Robert Renauer	12:07:25.543	47:25.296	3:21.690
42	Mikkel Jensen	12:04:20.345	44:20.098	Mikkel Jensen	12:17:15.162	57:14.915	12:54.817
82	Christian Engelhart	12:04:22.047	44:21.800	Rolf Ineichen	12:07:17.136	47:16.889	2:55.089
1	Daniel Keilwitz	12:04:40.307	44:40.060				
47	Markus Pommer	12:04:45.713	44:45.466	Markus Pommer	12:06:25.965	46:25.718	1:40.252
7	Dominik Schwager	12:04:55.214	44:54.967	Luca Ludwig	12:06:28.447	46:28.200	1:33.233
4	Maximilian Hackländer	12:05:38.871	45:38.624	Maximilian Hackländer	12:07:08.862	47:08.615	1:29.991
14	Jens Klingmann	12:06:11.560	46:11.313	Jens Klingmann	12:08:18.529	48:18.282	2:06.969
11	Elia Erhart	12:06:21.492	46:21.245	Elia Erhart	12:17:12.747	57:12.500	10:51.255
13	Sven Barth	12:06:24.502	46:24.255	Sven Barth	12:07:35.644	47:35.397	1:11.142
20	Nicolai Sylvest	12:06:46.374	46:46.127	Nicolai Sylvest	12:08:00.424	48:00.177	1:14.050
43	Victor Bouveng	12:07:11.137	47:10.890	Victor Bouveng	12:08:22.961	48:22.714	1:11.824
19	Franck Perera	12:07:16.785	47:16.538	Franck Perera	12:08:26.416	48:26.169	1:09.631
63	Andrea Caldarelli	12:07:42.953	47:42.706				
28	Sheldon van der Linde	12:09:00.613	49:00.366				
20	Kim Luis Schramm	12:09:40.963	49:40.716				
19	Franck Perera	12:09:57.962	49:57.715				
8	Christopher Friedrich	12:10:03.035	50:02.788				
84	Patrick Assenheimer	12:10:16.425	50:16.178				
48	Indy Dontje	12:10:30.709	50:30.462				





ADAC GT Masters

Pit Stops Free Practice 1

Provisional



Autodrom Most, Length: 4212m

Air temperature: 16.92°C

Track temperature: 16.85°C

Weather condition: Dry

DMSB Reg. Nr.: DMSB 110/18

Friday, April 27, 2018 11:20:00

Nr	Driver in	Day time in	Time in	Driver out	Day time out	Time out	Nett Time
18	Adrien de Leener	12:10:53.864	50:53.617	Adrien de Leener	12:17:09.484	57:09.237	6:15.620
13	Sven Barth	12:10:55.484	50:55.237				
12	Florian Spengler	12:10:59.022	50:58.775	Dries Vanthoor	12:17:11.204	57:10.957	6:12.182
6	Oscar Tunjo	12:11:05.403	51:05.156				
29	Alessio Picariello	12:11:23.583	51:23.336				
33	Filip Salaquarda	12:11:25.832	51:25.585	Filip Salaquarda	12:17:20.211	57:19.964	5:54.379
7	Luca Ludwig	12:11:42.141	51:41.894	Luca Ludwig	12:17:22.258	57:22.011	5:40.117
21	Sebastian Asch	12:11:45.976	51:45.729				
47	Markus Pommer	12:12:03.901	52:03.654	Markus Pommer	12:17:18.156	57:17.909	5:14.255
3	Nikolaj Rogivue	12:12:15.350	52:15.103				
14	Jens Klingmann	12:12:22.906	52:22.659	Jens Klingmann	12:17:05.989	57:05.742	4:43.083
43	Dennis Marschall	12:12:38.897	52:38.650	Victor Bouveng	12:17:16.546	57:16.299	4:37.649
25	Christopher Haase	12:12:51.008	52:50.761				
69	Jan-Erik Slooten	12:12:59.243	52:58.996				
53	Michele Beretta	12:13:02.034	53:01.787				
50	Philip Geipel	12:13:08.210	53:07.963				
35	Jonathan Judek	12:13:09.759	53:09.512	Jonathan Judek	12:17:25.067	57:24.820	4:15.308
4	Remo Lips	12:13:13.334	53:13.087				
17	Timo Bernhard	12:13:23.776	53:23.529	Timo Bernhard	12:17:10.509	57:10.262	3:46.733
24	Mike David Ortmann	12:13:30.201	53:29.954	Mike David Ortmann	12:17:08.064	57:07.817	3:37.863
82	Rolf Ineichen	12:13:37.326	53:37.079				
99	Robert Renauer	12:14:02.824	54:02.577	Robert Renauer	12:17:21.298	57:21.051	3:18.474
9	Giorgio Maggi	12:17:44.340	57:44.093				
24	Mike David Ortmann	12:18:41.041	58:40.794	Markus Winkelhock	12:19:52.194	59:51.947	1:11.153
43	Victor Bouveng	12:18:52.576	58:52.329	Victor Bouveng	12:20:04.031	1:00:03.784	1:11.455
35	Jimmy Eriksson	12:19:02.085	59:01.838				
33	Filip Salaquarda	12:20:33.707	1:00:33.460				
43	Victor Bouveng	12:21:10.870	1:01:10.623				
24	Markus Winkelhock	12:21:29.466	1:01:29.219				