

# **Ergebnis**

**ADAC Junior Cup**

**2011**

**V6 Red Bull Ring Spielberg**

**vom**

**19. - 21.08.2011**

19.-21.08.2011

Streckenlänge: 4326m

### ADAC Junior Cup Teilnehmerliste

St.Nr	Kl.	Bewerber Name	Nation	Fahrzeug
1	JUN	ADAC Racing Team AMC Sari e.V. <b>Stange Christian , Heidenau</b>	GER	Aprilia
2	JUN	ADAC e.V. <b>Blin Joscha Max , Schwarzenbek</b>	GER	Aprilia
3	JUN	ADAC Sachsen Leistungszentrum <b>Heidel Klaus , Burgstädt</b>	GER	Aprilia
4	JUN	INTACT-Racing Tema Germany <b>Kappler Maximilian , Oberlungwitz</b>	GER	Aprilia
5	JUN	ADAC Sachsen e.V. <b>Guenther Tom , Gersdorf</b>	GER	Aprilia
6	JUN	ADAC Sachsen Leistungszentrum <b>Fritsch Max , Claußnitz</b>	GER	Aprilia
7	JUN	ADAC Team Nordbayern e.V. <b>Noderer Gabriel , Thalmässing</b>	GER	Aprilia
8	JUN	ADAC Team Nordbayern e.V. <b>Gerstacker Michael , Hartenstein</b>	GER	Aprilia
10	JUN	ADAC Racing Team AMC Sari e.V. <b>Tietze Nico , Lichtenau / OT Ottendorf</b>	GER	Aprilia
12	JUN	ADAC Südbaden e.V. <b>Thier Nicola , March</b>	GER	Aprilia
14	JUN	ADAC e.V. <b>Klink Felix , Ketsch</b>	GER	Aprilia
16	JUN	ADAC Sachsen e.V. <b>Brückner Sophie , Chemnitz</b>	GER	Aprilia
18	JUN	ADAC Team Hansa e V. <b>Maurischat Max , Hamburg</b>	GER	Aprilia
19	JUN	ADAC Hessen Thüringen e.V. <b>Puffe Julian , Schleiz</b>	GER	Aprilia
20	JUN	ADAC Hessen Thüringen e.V. <b>Beinlich Christoph , Pössneck</b>	GER	Aprilia
21	JUN	ADAC Pfalz e.V. <b>Hilzendegen Dominik , Neustadt</b>	GER	Aprilia

BMW Motorrad 



19.-21.08.2011

Streckenlänge: 4326m

### ADAC Junior Cup Teilnehmerliste

St.Nr	Kl.	Bewerber Name	Nation	Fahrzeug
22	JUN	ADAC Nordbaden e.V. <b>Zentner Kai , Königsbach-Stein</b>	GER	Aprilia
23	JUN	ADAC Team Nordbayern e.V. <b>Thurmayer Toni , Stockstadt</b>	GER	Aprilia
24	JUN	ADAC Racing Team AMC Sari e.V. <b>Rentzsch Kevin , Moritzburg OT Auer</b>	GER	Aprilia
25	JUN	ADAC e.V. <b>Schmidt Jan , Büdingen</b>	GER	Aprilia
27	JUN	WSC-Neuss Racing Team <b>Fuhrmann Dirk , Köln</b>	GER	Aprilia
28	JUN	ADAC Team Nordbayern e.V. <b>Steibl Susi , Hiltpoltstein</b>	GER	Aprilia
29	JUN	ADAC Westfalen e.V. <b>Ziesing Leon , Kamen</b>	GER	Aprilia
30	JUN	ADAC Team Nordbayern e.V. <b>Neubauer Ricarda , Bad Windsheim</b>	GER	Aprilia
31	JUN	ADAC Team Nordbayern e.V. <b>Gebhardt Daniel , Neunkirchen</b>	GER	Aprilia
32	JUN	UK Retail Solutions Racing Team <b>Kastenholz Nils , Wershofen</b>	GER	Aprilia
33	JUN	ADAC Berlin Brandenburg e.V. <b>Neubauer Florian , Berlin</b>	GER	Aprilia
34	JUN	ADAC Sport Team Südbayern <b>Schwartz Kathi , Höhenkirchen-Siegertsbrunn</b>	GER	Aprilia
50	JUN	PZ Motorsport <b>Soomer Hannes , Viimsi</b>	EST	Aprilia
51	JUN	- <b>Rossi Colin , Winterthur</b>	SUI	Aprilia
52	JUN	ADAC Team Hansa e V. <b>Michail Aris , Hamburg</b>	GRE	Aprilia
53	JUN	TKR Junior Team <b>Pittet Adrien , Forel (Lavaux)</b>	SUI	Aprilia

BMW Motorrad 



19.-21.08.2011

Streckenlänge: 4326m

### ADAC Junior Cup

#### Teilnehmerliste

St.Nr	Kl.	Bewerber Name	Nation	Fahrzeug
54	JUN	TKR Junior Team Geissler Carmen , Fideris	SUI	Aprilia
55	JUN	- Rofner Kevin , Vils	AUT	Aprilia
56	JUN	- Gradinger Thomas , St.Marienkirchen	AUT	Aprilia
59	JUN	TKR Junior Team Fischer Roman , Elsau	SUI	Aprilia
60	JUN	- Postma Johan , Twijzel	NED	Aprilia
62	JUN	- Gruninger Wayne , Chailly-sur-Montreux	SUI	Aprilia
63	JUN	CLF-RACING TEAM Schwarz Robin , Neuenegg	SUI	Aprilia

BMW Motorrad 



19.-21.08.2011

Streckenlänge: 4326m

### ADAC Junior Cup

#### 1. Zeittraining

RG	Nr	Bewerber Name	Nation Wohnort	Fahrzeug	Rdn	Zeit	Rückstand	Schnitt
1	56	- <b>Gradinger, Thomas</b>	AUT St.Marienkirchen	Aprilia	12	1:58.279		131.668
2	6	ADAC Sachsen Leistungszentrum <b>Fritsch, Max</b>	GER Claußnitz	Aprilia	12	1:59.373	01.094	130.462
3	18	ADAC Team Hansa e.V. <b>Maurischat, Max</b>	GER Hamburg	Aprilia	12	2:00.250	01.971	129.510
4	59	TKR Junior Team <b>Fischer, Roman</b>	SUI Elsau	Aprilia	13	2:00.297	02.018	129.460
5	4	INTACT-Racing Tema Germany <b>Kappler, Maximilian</b>	GER Oberlungwitz	Aprilia	12	2:00.313	02.034	129.442
6	20	ADAC Hessen Thüringen e.V. <b>Beinlich, Christoph</b>	GER Pössneck	Aprilia	12	2:00.318	02.039	129.437
7	19	ADAC Hessen Thüringen e.V. <b>Puffe, Julian</b>	GER Schleiz	Aprilia	9	2:00.727	02.448	128.998
8	53	TKR Junior Team <b>Pittet, Adrien</b>	SUI Forel (Lavaux)	Aprilia	12	2:00.760	02.481	128.963
9	50	PZ Motorsport <b>Soomer, Hannes</b>	EST Viimsi	Aprilia	12	2:01.011	02.732	128.696
10	3	ADAC Sachsen Leistungszentrum <b>Heidel, Klaus</b>	GER Burgstädt	Aprilia	11	2:01.102	02.823	128.599
11	8	ADAC Team Nordbayern e.V. <b>Gerstacker, Michael</b>	GER Hartenstein	Aprilia	11	2:01.178	02.899	128.518
12	52	ADAC Team Hansa e.V. <b>Michail, Aris</b>	GRE Hamburg	Aprilia	12	2:01.241	02.962	128.452
13	23	ADAC Team Nordbayern e.V. <b>Thurmayer, Toni</b>	GER Stockstadt	Aprilia	12	2:01.259	02.980	128.433
14	7	ADAC Team Nordbayern e.V. <b>Noderer, Gabriel</b>	GER Thalmässing	Aprilia	12	2:01.365	03.086	128.320
15	1	ADAC Racing Team AMC Sari e.V. <b>Stange, Christian</b>	GER Heidenau	Aprilia	12	2:01.513	03.234	128.164
16	55	- <b>Rofner, Kevin</b>	AUT Vils	Aprilia	12	2:01.878	03.599	127.780
17	51	- <b>Rossi, Colin</b>	SUI Winterthur	Aprilia	13	2:01.896	03.617	127.761
18	24	ADAC Racing Team AMC Sari e.V. <b>Rentzsch, Kevin</b>	GER Moritzburg OT Auer	Aprilia	12	2:01.896	03.617	127.761

BMW Motorrad 



19.-21.08.2011

Streckenlänge: 4326m

### ADAC Junior Cup

#### 1. Zeittraining

RG	Nr	Bewerber Name	Nation Wohnort	Fahrzeug	Rdn	Zeit	Rückstand	Schnitt
19	12	ADAC Südbaden e.V. <b>Thier, Nicola</b>	GER March	Aprilia	12	2:02.000	03.721	127.652
20	16	ADAC Sachsen e.V. <b>Brückner, Sophie</b>	GER Chemnitz	Aprilia	11	2:02.638	04.359	126.988
21	54	TKR Junior Team <b>Geißler, Carmen</b>	SUI Fideris	Aprilia	12	2:02.843	04.564	126.776
22	62	- <b>Gruninger, Wayne</b>	SUI Chailly-sur-Montreux	Aprilia	12	2:03.011	04.732	126.603
23	22	ADAC Nordbaden e.V. <b>Zentner, Kai</b>	GER Königsbach-Stein	Aprilia	12	2:03.131	04.852	126.480
24	25	ADAC e.V. <b>Schmidt, Jan</b>	GER Büdingen	Aprilia	12	2:03.173	04.894	126.437
25	60	- <b>Postma, Johan</b>	NED Twijzel	Aprilia	9	2:03.242	04.963	126.366
26	32	UK Retail Solutions Racing Team <b>Kastenholz, Nils</b>	GER Wershofen	Aprilia	12	2:03.438	05.159	126.165
27	10	ADAC Racing Team AMC Sari e.V. <b>Tietze, Nico</b>	GER Lichtenau / OT Ottendorf	Aprilia	7	2:03.686	05.407	125.912
28	31	ADAC Team Nordbayern e.V. <b>Gebhardt, Daniel</b>	GER Neunkirchen	Aprilia	11	2:04.452	06.173	125.137
29	29	ADAC Westfalen e.V. <b>Ziesing, Leon</b>	GER Kamen	Aprilia	12	2:05.455	07.176	124.137
30	27	WSC-Neuss Racing Team <b>Fuhrmann, Dirk</b>	GER Köln	Aprilia	10	2:06.191	07.912	123.413
31	21	ADAC Pfalz e.V. <b>Hilzendegen, Dominik</b>	GER Neustadt	Aprilia	12	2:06.238	07.959	123.367
32	28	ADAC Team Nordbayern e.V. <b>Steibl, Susi</b>	GER Hiltpoltstein	Aprilia	12	2:06.417	08.138	123.192
33	63	CLF-RACING TEAM <b>Schwarz, Robin</b>	SUI Neuenegg	Aprilia	11	2:06.502	08.223	123.110
34	14	ADAC e.V. <b>Klink, Felix</b>	GER Ketsch	Aprilia	11	2:07.387	09.108	122.254
35	2	ADAC e.V. <b>Blin, Joscha Max</b>	GER Schwarzenbek	Aprilia	5	2:08.998	10.719	120.727
36	34	ADAC Sport Team Südbayern <b>Schwartz, Kathi</b>	GER Höhenkirchen-Siegersbrunn	Aprilia	12	2:10.136	11.857	119.672

BMW Motorrad 



19.-21.08.2011

Streckenlänge: 4326m

### ADAC Junior Cup

#### 1. Zeittraining

RG	Nr	Bewerber Name	Nation Wohnort	Fahrzeug	Rdn	Zeit	Rückstand	Schnitt
37	30	ADAC Team Nordbayern e.V. <b>Neubauer, Ricarda</b>	GER Bad Windsheim	Aprilia	11	2:11.013	12.734	118.871
38	33	ADAC Berlin Brandenburg e.V. <b>Neubauer, Florian</b>	GER Berlin	Aprilia	11	2:12.099	13.820	117.893
39	5	ADAC Sachsen e.V. <b>Guenther, Tom</b>	GER Gersdorf	Aprilia	2	2:13.162	14.883	116.952

Qualifikationsbedingungen 115% : 2:16.020, 1 Runde(n)

DMSB-Reg.-Nr.: S-17/11

Rennleiter \_\_\_\_\_

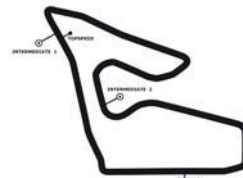
Zeitnahme \_\_\_\_\_

Sportkommissar \_\_\_\_\_

Aushang \_\_\_\_\_ : \_\_\_\_\_ Uhr

BMW Motorrad 





## ADAC Junior Cup

### Sektorzeiten 1. Zeittraining

#### 1 Christian Stange , Aprilia / GER

theoretical besttime: **2:01.256**

Lap	Time	S1	S2	S3	Vmax	Lap	Time	S1	S2	S3	Vmax
1	3:42.885		59.162	40.004	138	7	2:03.541	31.692	54.234	37.615	<b>171</b>
2	2:08.023	33.235	55.952	38.836	145	8	2:02.711	31.889	53.287	37.535	153
3	2:06.430	32.918	55.493	38.019	151	9	2:02.847	31.894	53.414	37.539	155
4	2:04.341	32.121	54.615	37.605	152	10	2:01.579	31.847	<b>52.600</b>	<b>37.132</b>	154
5	2:03.539	32.329	53.499	37.711	154	11	<b>2:01.513</b>	31.669	52.672	37.172	154
6	2:03.462	32.264	53.350	37.848	153	12	2:02.064	<b>31.524</b>	53.217	37.323	156

#### 2 Joscha Max Blin , Aprilia / GER

theoretical besttime: **2:08.382**

Lap	Time	S1	S2	S3	Vmax	Lap	Time	S1	S2	S3	Vmax
1	3:34.310		1:01.920	41.670	141	4	2:09.292	33.653	56.089	<b>39.550</b>	145
2	2:10.626	34.196	56.449	39.981	147	5	<b>2:08.998</b>	<b>33.154</b>	<b>55.678</b>	40.166	<b>148</b>
3	2:09.914	33.519	56.337	40.058	146						

#### 3 Klaus Heidel , Aprilia / GER

theoretical besttime: **2:00.680**

Lap	Time	S1	S2	S3	Vmax	Lap	Time	S1	S2	S3	Vmax
1	3:33.683		1:00.092	39.858	139	7	<b>2:01.102</b>	31.749	<b>52.226</b>	37.127	150
2	2:02.639	32.222	53.405	37.012	<b>152</b>	8	2:01.260	32.036	52.306	36.918	150
3	2:06.040	35.487	53.368	37.185	146	9	2:01.159	31.895	52.432	<b>36.832</b>	149
4	2:01.249	31.826	52.378	37.045	150	10	2:06.353	<b>31.622</b>	54.282	37.172	151
5	2:01.875	32.315	52.641	36.919	152	11	4:06.165	2:15.126	1:12.860	38.179	93
6	2:04.572	31.850	55.623	37.099	150						

#### 4 Maximilian Kappler , Aprilia / GER

theoretical besttime: **1:59.580**

Lap	Time	S1	S2	S3	Vmax	Lap	Time	S1	S2	S3	Vmax
1	2:24.838		58.681	39.408	152	7	2:35.545	1:05.337	52.345	37.863	154
2	2:03.405	31.682	53.759	37.964	159	8	2:01.503	31.727	52.277	37.499	154
3	2:01.406	31.415	52.488	37.503	156	9	2:02.006	31.659	52.656	37.691	154
4	2:02.369	31.166	53.709	37.494	159	10	2:01.228	31.500	52.366	37.362	154
5	2:00.814	31.170	52.249	37.395	158	11	<b>2:00.313</b>	31.420	<b>51.952</b>	36.941	156
6	2:02.747	31.399	52.618		155	12	2:00.535	<b>31.070</b>	52.907	<b>36.558</b>	<b>161</b>

#### 5 Tom Guenther , Aprilia / GER

theoretical besttime: **2:12.623**

Lap	Time	S1	S2	S3	Vmax	Lap	Time	S1	S2	S3	Vmax
1	2:54.956		59.558	<b>40.549</b>	139	2	<b>2:13.162</b>	<b>34.465</b>	<b>57.609</b>	41.088	<b>144</b>

#### 6 Max Fritsch , Aprilia / GER

theoretical besttime: **1:59.140**

Lap	Time	S1	S2	S3	Vmax	Lap	Time	S1	S2	S3	Vmax
1	3:32.323		58.487	39.753	138	7	2:00.556	31.989	52.126	36.441	148
2	2:04.147	32.656	53.879	37.612	148	8	1:59.525	31.535	<b>51.407</b>	36.583	153
3	2:02.984	32.447	53.176	37.361	147	9	2:04.113	31.871	52.042	40.200	150
4	2:05.282	35.903	52.467	36.912	144	10	2:06.435	34.869	54.163	37.403	152
5	2:01.060	31.781	52.630	36.649	153	11	<b>1:59.373</b>	31.590	51.523	<b>36.260</b>	151
6	2:00.883	31.556	52.676	36.651	<b>155</b>	12	2:00.002	<b>31.473</b>	51.994	36.535	152

#### 7 Gabriel Noderer , Aprilia / GER

theoretical besttime: **2:01.258**

Lap	Time	S1	S2	S3	Vmax	Lap	Time	S1	S2	S3	Vmax
1	3:19.553		59.345	39.852	140	7	2:03.178	32.243	53.242	37.693	151
2	2:05.660	32.587	54.864	38.209	151	8	2:01.894	32.088	52.758	37.048	152
3	2:04.946	32.602	53.542	38.802	150	9	<b>2:01.365</b>	<b>31.620</b>	52.713	<b>37.032</b>	<b>155</b>
4	2:06.181	32.098	55.309	38.774	151	10	2:03.503	31.709	53.663	38.131	153
5	2:03.148	32.058	53.314	37.776	152	11	2:02.242	32.033	52.995	37.214	152
6	2:03.369	32.221	53.540	37.608	151	12	2:01.849	31.731	<b>52.606</b>	37.512	151

#### 8 Michael Gerstacker , Aprilia / GER

theoretical besttime: **2:00.731**

Lap	Time	S1	S2	S3	Vmax	Lap	Time	S1	S2	S3	Vmax
1	3:09.396		56.428	38.686	147	7	2:01.390	31.814	52.355	<b>37.221</b>	153
2	2:04.236	31.723	54.047	38.466	157	8	2:01.764	31.518	52.942	37.304	155
3	2:02.545	31.408	53.656	37.481	158	9	<b>2:01.178</b>	31.620	<b>52.247</b>	37.311	155
4	2:02.257	31.742	52.864	37.651	156	10	2:19.176	<b>31.263</b>	1:03.679		<b>160</b>
5	2:02.615	31.390	53.101	38.124	156	11	3:30.064	1:59.594	53.063	37.407	156





## ADAC Junior Cup

### Sektorzeiten 1. Zeittraining

Lap	Time	S1	S2	S3	Vmax	Lap	Time	S1	S2	S3	Vmax
6	2:02.738	31.880	52.915	37.943	152						

#### 10 Nico Tietze , Aprilia / GER

theoretical besttime: 2:03.596

Lap	Time	S1	S2	S3	Vmax	Lap	Time	S1	S2	S3	Vmax
1	2:43.834		1:01.341	40.708	129	5	2:05.916	32.543	54.720	38.653	154
2	2:26.425	36.687	1:01.455		129	6	2:04.650	<b>31.947</b>	54.549	38.154	<b>155</b>
3	5:13.442	3:25.395	1:01.469		129	7	<b>2:03.686</b>	32.037	<b>53.682</b>	<b>37.967</b>	154
4	8:37.387	7:00.739	57.286	39.362	139						

#### 12 Nicola Thier , Aprilia / GER

theoretical besttime: 2:02.000

Lap	Time	S1	S2	S3	Vmax	Lap	Time	S1	S2	S3	Vmax
1	3:29.818		1:00.921	41.198	138	7	2:04.072	32.591	53.228	38.253	148
2	2:08.992	33.424	56.741	38.827	148	8	2:03.635	32.548	53.073	38.014	151
3	2:06.499	32.716	55.093	38.690	149	9	2:07.042	33.560	54.895	38.587	146
4	2:06.512	32.914	54.854	38.744	149	10	2:03.573	31.809	54.136	37.628	152
5	2:05.527	32.580	54.315	38.632	148	11	<b>2:02.000</b>	<b>31.742</b>	<b>52.981</b>	<b>37.277</b>	<b>154</b>
6	2:03.842	32.413	53.413	38.016	150	12	2:03.283	32.153	53.532	37.598	151

#### 14 Felix Klink , Aprilia / GER

theoretical besttime: 2:07.147

Lap	Time	S1	S2	S3	Vmax	Lap	Time	S1	S2	S3	Vmax
1	3:03.977		1:00.593	41.454	131	7	2:07.602	33.767	<b>54.934</b>	38.901	144
2	2:11.600	34.423	56.856	40.321	129	8	2:09.723	33.883	56.317	39.523	140
3	2:10.943	35.571	56.249	39.123	137	9	2:10.984	33.928	56.647	40.409	124
4	2:12.908	<b>33.688</b>	57.838		<b>145</b>	10	2:08.314	34.098	55.160	39.056	127
5	2:52.249	1:16.294	56.455	39.500	138	11	<b>2:07.387</b>	33.922	54.940	<b>38.525</b>	144
6	2:12.546	34.243	58.104	40.199	139						

#### 16 Sophie Brückner , Aprilia / GER

theoretical besttime: 2:02.638

Lap	Time	S1	S2	S3	Vmax	Lap	Time	S1	S2	S3	Vmax
1	2:52.630		1:00.715	40.966	149	7	2:04.198	32.219	53.787	38.192	152
2	2:10.786	32.996	57.887	39.903	153	8	2:10.138	36.801	55.525	37.812	89
3	2:08.342	32.855	56.523	38.964	154	9	2:04.270	32.171	53.992	38.107	151
4	2:07.840	32.809	56.525	38.506	147	10	2:04.900	33.151	54.131	37.618	149
5	2:04.360	32.292	54.103	37.965	<b>155</b>	11	<b>2:02.638</b>	<b>32.083</b>	<b>53.255</b>	<b>37.300</b>	148
6	2:04.547	32.186	54.261	38.100	155						

#### 18 Max Maurischat , Aprilia / GER

theoretical besttime: 1:59.891

Lap	Time	S1	S2	S3	Vmax	Lap	Time	S1	S2	S3	Vmax
1	3:42.276		1:01.338	41.624	138	7	2:01.025	<b>31.229</b>	51.993	37.803	158
2	2:08.476	33.616	55.993	38.867	147	8	2:01.022	32.012	51.961	37.049	153
3	2:06.283	32.864	55.483	37.936	152	9	2:10.732	32.446	58.920	39.366	143
4	2:03.255	32.525	53.330	37.400	<b>158</b>	10	2:00.615	31.388	51.857	37.370	152
5	2:02.334	32.872	52.311	37.151	152	11	2:00.354	31.342	51.917	37.095	152
6	2:00.465	31.662	51.883	36.920	154	12	<b>2:00.250</b>	31.588	<b>51.821</b>	<b>36.841</b>	154

#### 19 Julian Puffe , Aprilia / GER

theoretical besttime: 2:00.514

Lap	Time	S1	S2	S3	Vmax	Lap	Time	S1	S2	S3	Vmax
1	2:26.074		56.441	38.620	148	6	2:02.580	31.655	53.333	37.592	153
2	2:04.778	31.675	54.401	38.702	<b>156</b>	7	2:01.300	31.794	52.262	37.244	152
3	2:46.871	54.148	1:11.672		106	8	<b>2:00.727</b>	31.648	<b>52.024</b>	<b>37.055</b>	152
4	8:20.760	6:48.436	53.819	38.505	150	9	2:01.069	<b>31.435</b>	52.475	37.159	152
5	2:01.986	31.844	52.663	37.479	152						

#### 20 Christoph Beinlich , Aprilia / GER

theoretical besttime: 2:00.266

Lap	Time	S1	S2	S3	Vmax	Lap	Time	S1	S2	S3	Vmax
1	2:31.486		1:02.258		148	7	2:02.164	31.986	52.182	37.996	149
2	3:43.497	2:09.969	55.145	38.383	148	8	2:02.209	31.894	53.007	37.308	151
3	2:03.987	32.262	53.711	38.014	149	9	2:01.483	31.627	52.305	37.551	<b>153</b>
4	2:02.284	31.850	53.131	37.303	152	10	<b>2:00.318</b>	31.663	<b>51.664</b>	<b>36.991</b>	152
5	2:02.199	31.915	53.167	37.117	152	11	2:06.347	<b>31.611</b>	57.731	37.005	151
6	2:01.670	32.048	52.534	37.088	149	12	2:02.105	31.688	52.689	37.728	153



## ADAC Junior Cup

### Sektorzeiten 1. Zeittraining

#### 21 Dominik Hilzendegen , Aprilia / GER theoretical besttime: 2:06.108

Lap	Time	S1	S2	S3	Vmax	Lap	Time	S1	S2	S3	Vmax
1	3:10.034		1:00.164	42.074	136	7	2:08.322	33.709	55.391	39.222	146
2	2:10.511	33.612	56.689	40.210	151	8	2:06.917	33.384	54.731	38.802	149
3	2:09.603	33.702	56.196	39.705	149	9	2:07.299	33.194	55.321	38.784	149
4	2:09.352	33.339	55.511	40.502	<b>152</b>	10	<b>2:06.238</b>	33.085	<b>54.392</b>	<b>38.761</b>	148
5	2:09.176	33.598	56.273	39.305	149	11	2:06.612	<b>32.955</b>	54.621	39.036	146
6	2:08.215	33.446	55.082	39.687	146	12	2:07.068	33.075	54.536	39.457	149

#### 22 Kai Zentner , Aprilia / GER theoretical besttime: 2:02.594

Lap	Time	S1	S2	S3	Vmax	Lap	Time	S1	S2	S3	Vmax
1	2:42.531		57.907	39.872	148	7	2:03.929	31.965	53.494	38.470	150
2	2:06.677	32.684	55.137	38.856	151	8	2:07.457	<b>31.582</b>	53.470		<b>156</b>
3	2:05.757	32.379	54.268	39.110	150	9	2:25.491	53.429	53.992	38.070	149
4	2:04.717	32.194	54.108	38.415	151	10	2:03.323	31.914	<b>53.124</b>		151
5	2:04.632	32.296	54.341	37.995	150	11	2:22.735	51.213	53.537	37.985	150
6	<b>2:03.131</b>	31.738	53.505	<b>37.888</b>	153	12	2:04.319	32.219	53.953	38.147	150

#### 23 Toni Thurmayer , Aprilia / GER theoretical besttime: 2:01.143

Lap	Time	S1	S2	S3	Vmax	Lap	Time	S1	S2	S3	Vmax
1	3:22.351		58.694	40.463	149	7	2:03.066	31.866	53.329	37.871	153
2	2:05.969	32.581	55.093	38.295	153	8	2:02.905	32.104	52.992	37.809	151
3	2:03.257	31.792	53.614	37.851	154	9	<b>2:01.259</b>	31.595	<b>52.500</b>	37.164	155
4	2:04.260	<b>31.525</b>	54.636	38.099	<b>155</b>	10	2:03.339	31.781	53.651	37.907	155
5	2:02.843	31.903	53.246	37.694	151	11	2:02.137	31.959	52.719	37.459	150
6	2:02.686	32.010	53.126	37.550	151	12	2:01.797	31.934	52.745	<b>37.118</b>	149

#### 24 Kevin Rentzsch , Aprilia / GER theoretical besttime: 2:01.600

Lap	Time	S1	S2	S3	Vmax	Lap	Time	S1	S2	S3	Vmax
1	2:39.399		1:00.853	41.280	135	7	2:05.209	32.387	53.184		149
2	2:09.735	33.993	56.204	39.538	148	8	3:14.385	1:41.475	54.748	38.162	156
3	2:05.727	32.683	54.314	38.730	<b>156</b>	9	2:02.428	31.625	53.022	37.781	155
4	2:04.764	32.271	54.225	38.268	151	10	2:02.178	31.915	52.929	<b>37.334</b>	152
5	2:04.518	32.309	54.049	38.160	151	11	2:02.159	<b>31.348</b>	53.140	37.671	155
6	2:02.859	31.895	53.029	37.935	152	12	<b>2:01.896</b>	31.569	<b>52.918</b>	37.409	154

#### 25 Jan Schmidt , Aprilia / GER theoretical besttime: 2:02.977

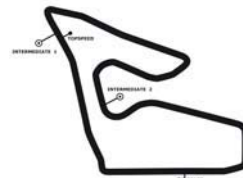
Lap	Time	S1	S2	S3	Vmax	Lap	Time	S1	S2	S3	Vmax
1	3:03.942		59.901	40.337	143	7	2:04.505	33.125	53.788	37.592	147
2	2:08.980	33.752	55.941	39.287	147	8	2:04.590	33.217	53.427	37.946	148
3	2:06.241	32.613	55.624	38.004	<b>152</b>	9	<b>2:03.173</b>	<b>32.234</b>	<b>53.355</b>	37.584	149
4	2:04.761	32.495	54.254	38.012	149	10	2:06.533	33.113	55.235	38.185	145
5	2:06.296	32.415	55.346	38.535	151	11	2:03.214	32.359	53.467	<b>37.388</b>	148
6	2:04.925	32.589	54.229	38.107	148	12	2:12.459	35.351	59.370	37.738	134

#### 27 Dirk Fuhrmann , Aprilia / GER theoretical besttime: 2:05.729

Lap	Time	S1	S2	S3	Vmax	Lap	Time	S1	S2	S3	Vmax
1	3:53.097		1:00.047	43.972	136	6	2:07.296	34.010	55.017		142
2	2:09.386	34.217	56.296	38.873	140	7	3:38.460	2:04.968	54.873	38.619	141
3	2:09.148	34.225	56.140	38.783	141	8	2:17.626	<b>32.911</b>	55.357	49.358	<b>144</b>
4	2:07.388	33.500	55.094	38.794	141	9	2:13.013	39.464	55.160	<b>38.389</b>	140
5	2:22.220	33.229	54.894	54.097	142	10	<b>2:06.191</b>	33.360	<b>54.429</b>	38.402	143

#### 28 Susi Steibl , Aprilia / GER theoretical besttime: 2:06.063

Lap	Time	S1	S2	S3	Vmax	Lap	Time	S1	S2	S3	Vmax
1	2:48.675		1:02.571	42.794	141	7	2:07.530	33.042	55.364	39.124	147
2	2:13.028	33.836	58.310	40.882	145	8	2:11.234	<b>32.670</b>	59.054	39.510	<b>149</b>
3	2:11.194	33.570	57.082	40.542	147	9	2:07.715	33.100	55.312	39.303	146
4	2:09.715	33.216	56.672	39.827	144	10	2:06.977	32.960	54.879	39.138	144
5	2:09.281	33.098	55.921	40.262	144	11	<b>2:06.417</b>	33.024	<b>54.496</b>	<b>38.897</b>	145
6	2:07.622	32.909	55.343	39.370	147	12	2:06.880	32.856	55.024	39.000	146



## ADAC Junior Cup

### Sektorzeiten 1. Zeittraining

#### 29 Leon Ziesing , Aprilia / GER

theoretical besttime: 2:04.860

Lap	Time	S1	S2	S3	Vmax	Lap	Time	S1	S2	S3	Vmax
1	3:12.100		1:05.561	44.742	122	7	2:06.149	32.852	54.360	38.937	150
2	2:15.265	35.915	59.134	40.216	145	8	<b>2:05.455</b>	32.541	<b>53.905</b>	39.009	151
3	2:09.236	33.025	55.555	40.656	149	9	2:08.517	32.743	54.100	41.674	152
4	2:08.166	33.074	55.885	39.207	148	10	2:06.932	33.896	54.087	38.949	136
5	2:08.898	<b>32.272</b>	54.979	41.647	<b>155</b>	11	2:05.848	32.858	53.920	39.070	137
6	2:08.094	33.490	55.472	39.132	140	12	2:06.000	32.627	54.690	<b>38.683</b>	152

#### 30 Ricarda Neubauer , Aprilia / GER

theoretical besttime: 2:10.452

Lap	Time	S1	S2	S3	Vmax	Lap	Time	S1	S2	S3	Vmax
1	2:50.051		1:08.055	44.311	117	7	2:12.193	34.422	57.417	40.354	141
2	2:18.020	35.384	1:00.128	42.508	<b>143</b>	8	2:11.897	34.455	57.220	40.222	141
3	2:15.494	34.892	59.707	40.895	141	9	2:11.769	<b>33.854</b>	57.343	40.572	142
4	2:14.542	34.477	59.173	40.892	141	10	<b>2:11.013</b>	34.415	<b>56.768</b>	<b>39.830</b>	140
5	2:13.672	34.602	58.301	40.769	141	11	2:22.263	33.909	59.612		140
6	2:13.530	34.386	58.513	40.631	141						

#### 31 Daniel Gebhardt , Aprilia / GER

theoretical besttime: 2:04.452

Lap	Time	S1	S2	S3	Vmax	Lap	Time	S1	S2	S3	Vmax
1	3:34.374					7	2:06.882	32.492	55.565	38.825	154
2	2:27.149	41.063	1:02.260	43.826	121	8	2:05.681	32.539	54.132	39.010	<b>156</b>
3	2:15.201	36.365	58.092	40.744	146	9	2:05.705	32.459	54.312	38.934	153
4	2:10.511	32.947	57.569	39.995	153	10	2:05.120	32.449	54.085	38.586	150
5	2:09.048	32.813	56.321	39.914	155	11	<b>2:04.452</b>	<b>32.047</b>	<b>53.864</b>	<b>38.541</b>	152
6	2:07.324	32.579	54.925	39.820	154						

#### 32 Nils Kastenholz , Aprilia / GER

theoretical besttime: 2:03.021

Lap	Time	S1	S2	S3	Vmax	Lap	Time	S1	S2	S3	Vmax
1	3:23.054		58.830	39.522	136	7	2:05.496	32.501	54.254	38.741	148
2	2:05.569	32.121	55.158	38.290	153	8	<b>2:03.438</b>	32.085	<b>53.476</b>	<b>37.877</b>	152
3	2:03.548	<b>31.668</b>	53.924	37.956	153	9	2:04.764	32.545	53.980	38.239	149
4	2:05.862	31.678	54.466	39.718	<b>155</b>	10	2:05.328	32.379	54.214	38.735	148
5	2:04.154	32.308	53.790	38.056	151	11	2:05.046	32.449	53.985	38.612	148
6	2:03.987	32.216	53.521	38.250	149	12	2:05.191	32.578	54.071	38.542	150

#### 33 Florian Neubauer , Aprilia / GER

theoretical besttime: 2:11.588

Lap	Time	S1	S2	S3	Vmax	Lap	Time	S1	S2	S3	Vmax
1	2:51.186		1:06.271	44.432	120	7	2:14.252	34.751	58.107	41.394	141
2	2:18.155	35.145	1:00.510	42.500	137	8	2:13.389	34.301	58.124	40.964	143
3	2:15.232	34.932	59.271	41.029	139	9	2:13.307	34.694	57.496	41.117	139
4	2:15.445	34.560	59.441	41.444	141	10	2:12.646	34.608	57.828	<b>40.210</b>	140
5	2:13.469	<b>34.097</b>	58.596	40.776	143	11	2:12.176	34.127	<b>57.281</b>	40.768	140
6	<b>2:12.099</b>	34.155	57.624	40.320	<b>144</b>						

#### 34 Kathi Schwartz , Aprilia / GER

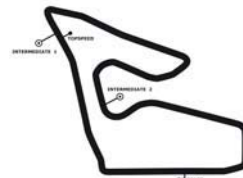
theoretical besttime: 2:09.990

Lap	Time	S1	S2	S3	Vmax	Lap	Time	S1	S2	S3	Vmax
1	3:01.286		1:02.977	42.657	121	7	2:10.981	33.469	57.352	40.160	151
2	2:13.242	34.104	58.017	41.121	150	8	<b>2:10.136</b>	33.206	<b>56.680</b>	40.250	151
3	2:11.619	33.428	57.587	40.604	<b>153</b>	9	2:10.665	33.363	56.811	40.491	149
4	2:13.441	33.279	58.028	42.134	149	10	2:10.797	33.384	57.101	40.312	150
5	2:12.889	33.598	58.077	41.214	141	11	2:10.473	33.303	56.738	40.432	148
6	2:11.407	33.539	57.509	40.359	150	12	2:10.944	<b>33.187</b>	57.634	<b>40.123</b>	152

#### 50 Hannes Soomer , Aprilia / EST

theoretical besttime: 2:00.789

Lap	Time	S1	S2	S3	Vmax	Lap	Time	S1	S2	S3	Vmax
1	2:50.586		1:02.831	42.737	139	7	2:01.953	32.279	<b>52.357</b>	37.317	154
2	2:12.377	34.340	58.039	39.998	148	8	<b>2:01.011</b>	31.583	52.504	<b>36.924</b>	154
3	2:08.728	32.903	56.526	39.299	150	9	2:02.144	31.715	53.397	37.032	154
4	2:05.774	32.744	54.670	38.360	149	10	2:02.324	31.873	52.649	37.802	<b>156</b>
5	2:04.140	32.553	53.578	38.009	149	11	2:02.252	31.785	53.100	37.367	153
6	2:02.641	31.997	53.342	37.302	153	12	2:01.629	<b>31.508</b>	52.723	37.398	156



## ADAC Junior Cup

### Sektorzeiten 1. Zeittraining

#### 51 Colin Rossi , Aprilia / SUI

theoretical besttime: 2:01.687

Lap	Time	S1	S2	S3	Vmax	Lap	Time	S1	S2	S3	Vmax
1	2:18.289		57.915	40.733	145	8	2:04.559	32.730	54.112	37.717	151
2	2:06.655	33.155	55.103	38.397	148	9	2:02.484	31.729	53.136	37.619	153
3	2:03.854	31.729	54.092	38.033	<b>156</b>	10	2:02.838	31.827	53.019	37.992	152
4	2:03.183	31.722	53.493	37.968	148	11	2:02.090	31.669	52.897	37.524	153
5	2:02.731	32.069	53.229	<b>37.433</b>	156	12	<b>2:01.896</b>	31.733	<b>52.714</b>	37.449	152
6	2:02.338	<b>31.540</b>	53.023	37.775	155	13	2:03.179	31.949	53.544	37.686	151
7	2:06.451	31.905	54.989	39.557	153						

#### 52 Aris Michail , Aprilia / GRE

theoretical besttime: 2:00.786

Lap	Time	S1	S2	S3	Vmax	Lap	Time	S1	S2	S3	Vmax
1	3:11.036		56.406	39.431	149	7	<b>2:01.241</b>	31.590	52.721	<b>36.930</b>	150
2	2:03.513	31.951	53.409	38.153	155	8	2:01.350	31.425	52.755	37.170	153
3	2:03.213	31.591	53.872	37.750	158	9	2:02.746	32.073	53.490	37.183	153
4	2:01.992	31.347	52.969	37.676	<b>159</b>	10	2:01.379	31.542	<b>52.525</b>	37.312	157
5	2:02.029	<b>31.331</b>	53.067	37.631	159	11	2:02.440	32.345	52.674	37.421	152
6	2:02.256	31.619	52.992	37.645	155	12	2:02.217	32.064	52.719	37.434	152

#### 53 Adrien Pittet , Aprilia / SUI

theoretical besttime: 2:00.760

Lap	Time	S1	S2	S3	Vmax	Lap	Time	S1	S2	S3	Vmax
1	2:18.556		58.266	40.503	144	7	2:02.146	31.759	52.797	37.590	153
2	2:05.669	32.719	54.223	38.727	150	8	2:01.812	31.901	52.508	37.403	150
3	2:04.045	32.403	53.606	38.036	150	9	2:01.777	31.933	52.492	37.352	150
4	2:02.814	32.131	52.938	37.745	149	10	2:08.296	32.344	53.092		149
5	2:01.976	32.151	52.825	37.000	149	11	2:51.403	1:17.556	55.935	37.912	106
6	2:02.457	31.669	52.220	38.568	<b>156</b>	12	<b>2:00.760</b>	<b>31.640</b>	<b>52.160</b>	<b>36.960</b>	151

#### 54 Carmen Geissler , Aprilia / SUI

theoretical besttime: 2:02.811

Lap	Time	S1	S2	S3	Vmax	Lap	Time	S1	S2	S3	Vmax
1	2:23.768		1:00.337	39.888	147	7	2:04.713	32.359	53.883	38.471	153
2	2:07.059	32.870	55.327	38.862	<b>156</b>	8	2:04.598	32.348	53.788	38.462	152
3	2:06.416	32.881	54.677	38.858	151	9	2:09.260	32.513	58.489	38.258	151
4	2:08.957	32.281	55.992	40.684	150	10	<b>2:02.843</b>	<b>31.850</b>	<b>53.129</b>	37.864	154
5	2:05.308	32.476	54.085	38.747	153	11	2:03.145	31.977	53.336	<b>37.832</b>	154
6	2:05.043	32.378	53.930	38.735	152	12	2:03.282	31.879	53.516	37.887	153

#### 55 Kevin Rofner , Aprilia / AUT

theoretical besttime: 2:01.719

Lap	Time	S1	S2	S3	Vmax	Lap	Time	S1	S2	S3	Vmax
1	2:48.819		57.995	41.426	146	7	2:04.287	32.556	53.391	38.340	148
2	2:06.815	32.520	55.183	39.112	149	8	2:04.368	32.557	53.340	38.471	148
3	2:05.699	32.917	53.935	38.847	148	9	2:03.355	32.419	<b>52.714</b>	38.222	150
4	2:05.283	32.642	53.940	38.701	148	10	2:04.702	32.494	53.514	38.694	149
5	2:04.282	32.444	53.343	38.495	148	11	2:02.360	32.072	52.790	37.498	150
6	2:03.921	32.609	53.080	38.232	148	12	<b>2:01.878</b>	<b>31.683</b>	52.873	<b>37.322</b>	<b>153</b>

#### 56 Thomas Gradinger , Aprilia / AUT

theoretical besttime: 1:58.276

Lap	Time	S1	S2	S3	Vmax	Lap	Time	S1	S2	S3	Vmax
1	3:18.039		57.716	39.238	147	7	2:00.058	31.229	51.907	36.922	158
2	2:04.191	31.459	54.375	38.357	158	8	1:59.017	31.134	51.262	36.621	154
3	2:01.800	31.224	52.915	37.661	155	9	2:01.126	31.634	52.471	37.021	153
4	2:00.718	31.075	52.519	37.124	155	10	1:59.074	31.189	51.252	36.633	154
5	1:59.987	<b>30.973</b>	52.151	36.863	155	11	<b>1:58.279</b>	30.976	<b>51.014</b>	<b>36.289</b>	154
6	1:59.539	31.105	51.776	36.658	155	12	2:00.439	31.498	51.957	36.984	<b>159</b>

#### 59 Roman Fischer , Aprilia / SUI

theoretical besttime: 2:00.112

Lap	Time	S1	S2	S3	Vmax	Lap	Time	S1	S2	S3	Vmax
1	2:23.583		1:01.318	39.631	140	8	2:02.412	32.272	52.975	37.165	156
2	2:05.033	32.619	54.331	38.083	151	9	2:01.197	31.833	52.477	36.887	152
3	2:01.879	31.571	53.138	37.170	155	10	<b>2:00.297</b>	31.564	<b>52.054</b>	<b>36.679</b>	153
4	2:01.785	31.631	53.320	36.834	<b>156</b>	11	2:01.699	31.983	52.609	37.107	152
5	2:01.085	31.707	52.677	36.701	156	12	2:01.581	31.651	52.731	37.199	154



## ADAC Junior Cup

### Sektorzeiten 1. Zeittraining

Lap	Time	S1	S2	S3	Vmax	Lap	Time	S1	S2	S3	Vmax
6	2:08.668	<b>31.379</b>	59.384	37.905	155	13	2:02.795	31.654	53.243	37.898	152
7	2:01.884	31.781	52.571	37.532	154						

#### 60 Johan Postma , Aprilia / NED

theoretical besttime: **2:03.002**

Lap	Time	S1	S2	S3	Vmax	Lap	Time	S1	S2	S3	Vmax
1	3:07.520		57.532	40.506	147	6	2:03.670	32.024	<b>53.263</b>	38.383	150
2	2:07.059	32.723	54.540	39.796	152	7	2:04.285	<b>31.987</b>	54.046	38.252	152
3	2:06.364	32.467	55.332	38.565	<b>156</b>	8	2:05.320	32.709	53.646	38.965	151
4	2:05.570	32.227	54.986	38.357	151	9	<b>2:03.242</b>	32.063	53.427	<b>37.752</b>	152
5	2:03.963	32.050	53.750	38.163	151						

#### 62 Wayne Gruninger , Aprilia / SUI

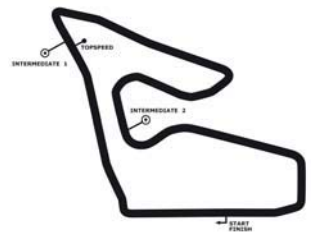
theoretical besttime: **2:02.451**

Lap	Time	S1	S2	S3	Vmax	Lap	Time	S1	S2	S3	Vmax
1	2:24.068		59.037	39.856	142	7	2:04.994	32.412	54.364	38.218	145
2	2:07.149	33.016	55.011	39.122	<b>152</b>	8	2:06.308	<b>32.032</b>	54.031		150
3	2:06.083	32.847	54.692	38.544	151	9	3:09.161	1:26.071	1:00.493	42.597	141
4	2:07.878	32.391	56.060	39.427	152	10	2:03.636	32.774	53.084	37.778	148
5	2:06.497	32.722	55.066	38.709	145	11	2:03.023	32.135	<b>52.934</b>	37.954	149
6	2:04.972	32.456	54.004	38.512	151	12	<b>2:03.011</b>	32.250	53.276	<b>37.485</b>	149

#### 63 Robin Schwarz , Aprilia / SUI


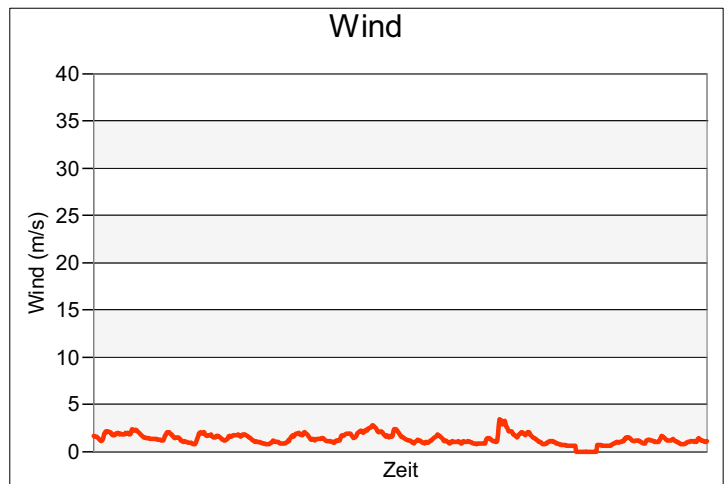
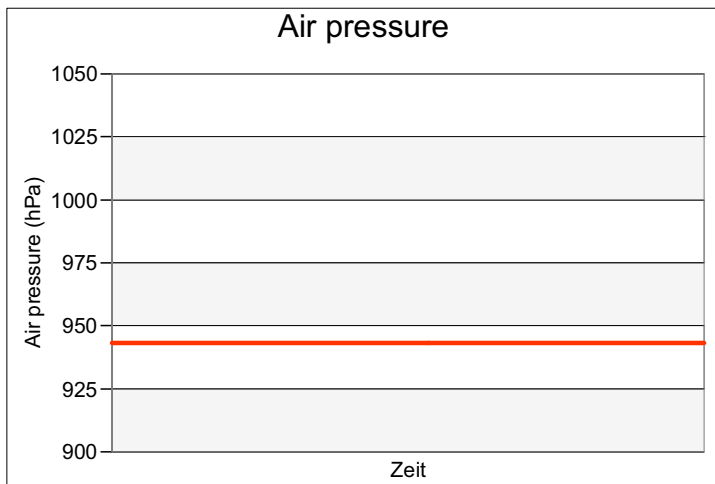
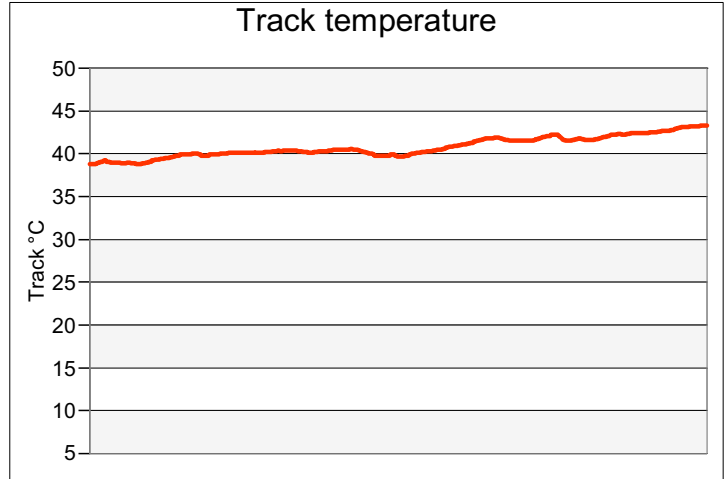
theoretical besttime: **2:06.368**

Lap	Time	S1	S2	S3	Vmax	Lap	Time	S1	S2	S3	Vmax
1	3:53.926		1:03.801	44.039	120	7	2:07.919	34.591	54.956	<b>38.372</b>	141
2	2:12.199	34.652	57.656	39.891	<b>144</b>	8	2:07.441	33.726	54.436	39.279	144
3	2:11.064	34.310	55.801	40.953	142	9	2:07.641	<b>33.683</b>	54.569	39.389	143
4	2:07.703	33.845	55.127	38.731	143	10	2:08.607	34.100	55.350	39.157	143
5	2:08.014	34.005	55.089	38.920	144	11	<b>2:06.502</b>	33.775	<b>54.313</b>	38.414	144
6	2:08.394	33.894	54.959	39.541	144						



## ADAC Junior Cup

Wetterdaten 1. Zeittraining 20.08.2011, 11:00 - 16:00



Weather:  
sunny



19.-21.08.2011

Streckenlänge: 4326m

### ADAC Junior Cup

#### 1. + 2. Zeittraining

RG	NR	Bewerber Name	NAT	Fahrzeug Ort	RDN	Zeit	Abstand Schnitt	1. Lauf Rdn.	2. Lauf Rdn.
1	56	- <b>Gradinger, Thomas</b>	AUT	Aprilia St.Marienkircher	23	1:58.279	131.668	1:58.279 12	1:58.450 11
2	18	ADAC Team Hansa e.V. <b>Maurischat, Max</b>	GER	Aprilia Hamburg	24	1:59.166	00.887 130.688	2:00.250 12	1:59.166 12
3	3	ADAC Sachsen Leistungszentrum <b>Heidel, Klaus</b>	GER	Aprilia Burgstädt	23	1:59.172	00.893 130.682	2:01.102 11	1:59.172 12
4	6	ADAC Sachsen Leistungszentrum <b>Fritzsch, Max</b>	GER	Aprilia Claußnitz	18	1:59.373	01.094 130.462	1:59.373 12	1:59.495 6
5	52	ADAC Team Hansa e.V. <b>Michail, Aris</b>	GRE	Aprilia Hamburg	24	1:59.567	01.288 130.250	2:01.241 12	1:59.567 12
6	4	INTACT-Racing Tema Germany <b>Kappler, Maximilian</b>	GER	Aprilia Oberlungwitz	24	1:59.570	01.291 130.247	2:00.313 12	1:59.570 12
7	20	ADAC Hessen Thüringen e.V. <b>Beinlich, Christoph</b>	GER	Aprilia Pössneck	25	1:59.817	01.538 129.978	2:00.318 12	1:59.817 13
8	59	TKR Junior Team <b>Fischer, Roman</b>	SUI	Aprilia Elsau	26	1:59.834	01.555 129.960	2:00.297 13	1:59.834 13
9	19	ADAC Hessen Thüringen e.V. <b>Puffe, Julian</b>	GER	Aprilia Schleiz	22	2:00.050	01.771 129.726	2:00.727 9	2:00.050 13
10	8	ADAC Team Nordbayern e.V. <b>Gerstacker, Michael</b>	GER	Aprilia Hartenstein	23	2:00.061	01.782 129.714	2:01.178 11	2:00.061 12
11	24	ADAC Racing Team AMC Sari e.V. <b>Rentzsch, Kevin</b>	GER	Aprilia Moritzburg OTA	24	2:00.619	02.340 129.114	2:01.896 12	2:00.619 12
12	53	TKR Junior Team <b>Pittet, Adrien</b>	SUI	Aprilia Forel (Lavaux)	24	2:00.760	02.481 128.963	2:00.760 12	2:00.800 12
13	31	ADAC Team Nordbayern e.V. <b>Gebhardt, Daniel</b>	GER	Aprilia Neunkirchen	23	2:00.835	02.556 128.883	2:04.452 11	2:00.835 12
14	50	PZ Motorsport <b>Soomer, Hannes</b>	EST	Aprilia Viimsi	24	2:01.011	02.732 128.696	2:01.011 12	2:01.739 12
15	1	ADAC Racing Team AMC Sari e.V. <b>Stange, Christian</b>	GER	Aprilia Heidenau	24	2:01.046	02.767 128.659	2:01.513 12	2:01.046 12
16	23	ADAC Team Nordbayern e.V. <b>Thurmayer, Toni</b>	GER	Aprilia Stockstadt	24	2:01.259	02.980 128.433	2:01.259 12	2:01.528 12
17	7	ADAC Team Nordbayern e.V. <b>Noderer, Gabriel</b>	GER	Aprilia Thalmässing	24	2:01.365	03.086 128.320	2:01.365 12	2:03.281 12
18	10	ADAC Racing Team AMC Sari e.V. <b>Tietze, Nico</b>	GER	Aprilia Lichtenau / OT C	19	2:01.631	03.352 128.040	2:03.686 7	2:01.631 12
19	51	- <b>Rossi, Colin</b>	SUI	Aprilia Winterthur	25	2:01.656	03.377 128.013	2:01.896 13	2:01.656 12




19.-21.08.2011

Streckenlänge: 4326m

### ADAC Junior Cup

#### 1. + 2. Zeittraining

RG	NR	Bewerber Name	NAT	Fahrzeug Ort	RDN	Zeit	Abstand Schnitt	1. Lauf Rdn.	2. Lauf Rdn.
20	55	- <b>Rofner, Kevin</b>	AUT	Aprilia Vils	24	2:01.878	03.599 127.780	2:01.878 12	2:02.193 12
21	12	ADAC Südbaden e.V. <b>Thier, Nicola</b>	GER	Aprilia March	24	2:02.000	03.721 127.652	2:02.000 12	2:02.858 12
22	22	ADAC Nordbaden e.V. <b>Zentner, Kai</b>	GER	Aprilia Königsbach-Stein	24	2:02.163	03.884 127.482	2:03.131 12	2:02.163 12
23	16	ADAC Sachsen e.V. <b>Brückner, Sophie</b>	GER	Aprilia Chemnitz	11	2:02.638	04.359 126.988	2:02.638 11	00.000 0
24	54	TKR Junior Team <b>Geissler, Carmen</b>	SUI	Aprilia Fideris	24	2:02.843	04.564 126.776	2:02.843 12	2:03.506 12
25	62	- <b>Gruninger, Wayne</b>	SUI	Aprilia Chailly-sur-Mont	23	2:03.011	04.732 126.603	2:03.011 12	2:03.400 11
26	25	ADAC e.V. <b>Schmidt, Jan</b>	GER	Aprilia Büdingen	20	2:03.173	04.894 126.437	2:03.173 12	2:03.728 8
27	60	- <b>Postma, Johan</b>	NED	Aprilia Twijzel	17	2:03.242	04.963 126.366	2:03.242 9	2:16.213 8
28	32	UK Retail Solutions Racing Team <b>Kastenholz, Nils</b>	GER	Aprilia Wershofen	24	2:03.438	05.159 126.165	2:03.438 12	2:03.491 12
29	27	WSC-Neuss Racing Team <b>Fuhrmann, Dirk</b>	GER	Aprilia Köln	22	2:03.951	05.672 125.643	2:06.191 10	2:03.951 12
30	29	ADAC Westfalen e.V. <b>Ziesing, Leon</b>	GER	Aprilia Kamen	23	2:05.143	06.864 124.446	2:05.455 12	2:05.143 11
31	63	CLF-RACING TEAM <b>Schwarz, Robin</b>	SUI	Aprilia Neuenegg	23	2:05.723	07.444 123.872	2:06.502 11	2:05.723 12
32	28	ADAC Team Nordbayern e.V. <b>Steibl, Susi</b>	GER	Aprilia Hiltspoltstein	24	2:05.724	07.445 123.871	2:06.417 12	2:05.724 12
33	14	ADAC e.V. <b>Klink, Felix</b>	GER	Aprilia Ketsch	23	2:06.037	07.758 123.564	2:07.387 11	2:06.037 12
34	21	ADAC Pfalz e.V. <b>Hilzendegen, Dominik</b>	GER	Aprilia Neustadt	23	2:06.190	07.911 123.414	2:06.238 12	2:06.190 11
35	5	ADAC Sachsen e.V. <b>Guenther, Tom</b>	GER	Aprilia Gersdorf	14	2:07.432	09.153 122.211	2:13.162 2	2:07.432 12
36	2	ADAC e.V. <b>Blin, Joscha Max</b>	GER	Aprilia Schwarzenbek	5	2:08.998	10.719 120.727	2:08.998 5	00.000 0
37	34	ADAC Sport Team Südbayern <b>Schwartz, Kathi</b>	GER	Aprilia Höhenkirchen-Si	23	2:09.329	11.050 120.418	2:10.136 12	2:09.329 11
38	30	ADAC Team Nordbayern e.V. <b>Neubauer, Ricarda</b>	GER	Aprilia Bad Windsheim	23	2:10.687	12.408 119.167	2:11.013 11	2:10.687 12

BMW Motorrad 





19.-21.08.2011

Streckenlänge: 4326m

### ADAC Junior Cup

#### 1. + 2. Zeittraining

RG	NR	Bewerber Name	NAT	Fahrzeug Ort	RDN	Zeit	Abstand Schnitt	1. Lauf Rdn.	2. Lauf Rdn.
39	33	ADAC Berlin Brandenburg e.V. <b>Neubauer, Florian</b>	GER	Aprilia Berlin	12	2:12.099	13.820 117.893	2:12.099 11	00.000 1

Qualifikationsbedingungen 115% : 2:16.020, 1 Runde(n)

DMSB-Reg.-Nr.: S-17/11

Rennleiter \_\_\_\_\_

Zeitnahme \_\_\_\_\_

Sportkommissar \_\_\_\_\_

Aushang \_\_\_\_\_ : \_\_\_\_\_ Uhr





## ADAC Junior Cup

### Sektorzeiten 2. Zeittraining

#### 1 Christian Stange , Aprilia / GER

theoretical besttime: 2:00.798

Lap	Time	S1	S2	S3	Vmax	Lap	Time	S1	S2	S3	Vmax
1	3:20.065		57.956	39.117	145	7	2:02.206	31.848	52.608	37.750	154
2	2:07.461	32.684	56.476	38.301	151	8	2:02.694	31.984	53.393	37.317	149
3	2:05.364	32.633	54.522	38.209	148	9	<b>2:01.046</b>	<b>31.576</b>	<b>52.243</b>	37.227	156
4	2:03.683	32.291	53.577	37.815	149	10	2:01.418	31.839	52.490	37.089	154
5	2:02.455	32.450	53.026	<b>36.979</b>	149	11	2:01.189	31.594	52.429	37.166	156
6	2:02.826	31.593	53.716	37.517	153	12	2:01.949	31.584	53.153	37.212	<b>157</b>

#### 3 Klaus Heidel , Aprilia / GER

theoretical besttime: 1:59.140

Lap	Time	S1	S2	S3	Vmax	Lap	Time	S1	S2	S3	Vmax
1	3:11.507		55.995	37.738	144	7	2:29.485	1:00.579	52.350	36.556	112
2	2:02.236	32.045	53.194	36.997	147	8	2:01.011	31.816	52.548	36.647	151
3	2:00.291	31.811	51.909	36.571	149	9	1:59.776	31.494	51.666	36.616	152
4	2:00.221	31.741	51.598	36.882	150	10	2:07.513	37.375	53.564	36.574	104
5	2:00.226	31.982	51.896	36.348	150	11	1:59.663	31.383	51.685	36.595	<b>155</b>
6	2:00.110	<b>31.305</b>	52.451	36.354	153	12	<b>1:59.172</b>	31.337	<b>51.516</b>	<b>36.319</b>	154

#### 4 Maximilian Kappler , Aprilia / GER

theoretical besttime: 1:59.402

Lap	Time	S1	S2	S3	Vmax	Lap	Time	S1	S2	S3	Vmax
1	2:57.697		56.246	39.136	150	7	2:00.195	31.389	51.706	37.100	152
2	2:03.979	32.882	53.485	37.612	153	8	2:01.138	31.662	52.235		152
3	2:01.197	31.581	52.112	37.504	154	9	2:37.612	1:05.852	53.457	38.303	154
4	2:00.447	31.408	51.973	37.066	153	10	<b>1:59.570</b>	31.279	<b>51.501</b>	<b>36.790</b>	<b>160</b>
5	2:00.239	31.259	51.928	37.052	154	11	2:00.362	31.178	51.978	37.206	158
6	1:59.822	31.242	51.726	36.854	141	12	1:59.995	<b>31.111</b>	51.865	37.019	158

#### 5 Tom Guenther , Aprilia / GER

theoretical besttime: 2:07.432

Lap	Time	S1	S2	S3	Vmax	Lap	Time	S1	S2	S3	Vmax
1	2:52.295		1:00.325	41.220	128	7	2:09.156	33.785	55.866	39.505	144
2	2:13.017	34.163	57.415	41.439	145	8	2:13.337	34.070	57.865	41.402	141
3	2:10.312	34.001	56.149	40.162	144	9	2:09.885	33.806	55.908	40.171	142
4	2:08.454	34.030	55.054	39.370	142	10	2:09.451	33.908	55.617	39.926	143
5	2:09.640	34.350	55.660	39.630	138	11	<b>2:07.432</b>	<b>33.544</b>	<b>54.823</b>	<b>39.065</b>	<b>146</b>
6	2:09.758	33.946	56.574	39.238	143	12	2:08.987	33.582	55.851	39.554	146

#### 6 Max Fritsch , Aprilia / GER

theoretical besttime: 1:59.096

Lap	Time	S1	S2	S3	Vmax	Lap	Time	S1	S2	S3	Vmax
1	3:35.169		55.240	38.364	144	4	<b>1:59.495</b>	31.427	<b>51.756</b>	<b>36.312</b>	152
2	2:02.757	32.622	52.850	37.285	149	5	2:01.156	31.876	52.724	36.556	150
3	2:01.312	31.750	52.736	36.826	151	6	2:00.582	<b>31.028</b>	52.138	37.416	<b>154</b>

#### 7 Gabriel Noderer , Aprilia / GER

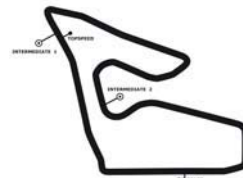
theoretical besttime: 2:02.791

Lap	Time	S1	S2	S3	Vmax	Lap	Time	S1	S2	S3	Vmax
1	3:36.670		58.909	39.698	144	7	2:04.923	33.170	53.613	38.140	147
2	2:04.870	32.744	54.087	38.039	<b>150</b>	8	2:04.850	32.499	53.492	38.859	148
3	2:04.419	32.527	53.367	38.525	148	9	2:04.575	32.639	53.873	38.063	148
4	2:03.478	32.345	53.300	37.833	148	10	2:03.349	32.508	<b>52.902</b>	37.939	148
5	<b>2:03.281</b>	32.489	53.182	<b>37.610</b>	146	11	2:03.660	32.503	53.420	37.737	150
6	2:03.418	32.334	52.943	38.141	148	12	2:03.759	<b>32.279</b>	53.328	38.152	149

#### 8 Michael Gerstacker , Aprilia / GER

theoretical besttime: 1:59.628

Lap	Time	S1	S2	S3	Vmax	Lap	Time	S1	S2	S3	Vmax
1	3:02.634		54.268	37.785	150	7	2:00.982	31.621	52.056	37.305	154
2	2:03.541	31.893	53.342	38.306	153	8	2:01.457	31.385	52.765	37.307	155
3	2:02.301	31.670	52.811	37.820	<b>159</b>	9	2:01.113	31.737	52.376	37.000	137
4	2:01.674	32.191	52.134	37.349	151	10	<b>2:00.061</b>	31.310	<b>51.820</b>	36.931	154
5	2:00.183	31.559	51.956	<b>36.668</b>	138	11	2:00.585	31.372	52.175	37.038	154
6	2:00.782	<b>31.140</b>	52.184	37.458	156	12	2:00.396	31.394	52.123	36.879	155



## ADAC Junior Cup

### Sektorzeiten 2. Zeittraining

#### 10 Nico Tietze , Aprilia / GER

theoretical besttime: 2:01.196

Lap	Time	S1	S2	S3	Vmax	Lap	Time	S1	S2	S3	Vmax
1	2:58.112		59.020	40.167	137	7	2:02.534	31.649	53.115	37.770	143
2	2:07.035	32.733	55.704	38.598	148	8	2:02.973	32.137	53.186	37.650	154
3	2:03.310	31.909	53.464	37.937	155	9	2:05.491	32.248	55.576	37.667	155
4	2:02.914	32.322	53.413	<b>37.179</b>	152	10	2:02.218	31.882	53.022	37.314	155
5	2:01.998	31.688	<b>52.621</b>	37.689	156	11	2:02.081	31.704	52.872	37.505	157
6	2:02.211	<b>31.396</b>	53.170	37.645	<b>159</b>	12	<b>2:01.631</b>	31.526	52.801	37.304	159

#### 12 Nicola Thier , Aprilia / GER

theoretical besttime: 2:02.242

Lap	Time	S1	S2	S3	Vmax	Lap	Time	S1	S2	S3	Vmax
1	3:00.112		57.420	39.762	145	7	2:05.678	32.622	54.561	38.495	150
2	2:05.374	32.907	54.175	38.292	150	8	2:03.976	32.595	53.409	37.972	149
3	2:04.434	32.310	53.839	38.285	153	9	<b>2:02.858</b>	32.346	53.077	<b>37.435</b>	151
4	2:03.908	32.341	53.452	38.115	150	10	2:03.234	<b>31.948</b>	53.606	37.680	<b>154</b>
5	2:03.114	32.522	52.908	37.684	146	11	2:03.006	32.292	53.043	37.671	152
6	2:03.104	32.371	<b>52.859</b>	37.874	148	12	2:05.354	32.395	54.786	38.173	149

#### 14 Felix Klink , Aprilia / GER

theoretical besttime: 2:05.439

Lap	Time	S1	S2	S3	Vmax	Lap	Time	S1	S2	S3	Vmax
1	2:39.848		58.599	40.052	140	7	2:07.607	33.280	55.226	39.101	146
2	2:08.438	33.878	55.412	39.148	141	8	2:07.877	33.483	55.418	38.976	143
3	2:09.250	33.873	56.088	39.289	139	9	2:06.728	33.497	54.636	38.595	144
4	2:07.010	33.669	55.359	<b>37.982</b>	140	10	<b>2:06.037</b>	<b>33.122</b>	<b>54.335</b>	38.580	147
5	2:07.123	33.659	54.944	38.520	127	11	2:10.483	33.146	58.297	39.040	<b>148</b>
6	2:08.405	33.575	56.172	38.658	144	12	2:10.056	33.631	57.012	39.413	130

#### 18 Max Maurischat , Aprilia / GER

theoretical besttime: 1:58.215

Lap	Time	S1	S2	S3	Vmax	Lap	Time	S1	S2	S3	Vmax
1	4:13.186		57.408	39.521	130	7	2:01.889	31.567	53.460	36.862	152
2	2:03.555	32.804	53.239	37.512	150	8	2:00.086	31.460	51.729	36.897	153
3	2:04.918	33.087	54.929	36.902	128	9	1:59.378	31.454	51.307	36.617	153
4	2:00.688	31.500	52.160	37.028	152	10	2:05.601	37.215	51.932	36.454	122
5	1:59.491	31.892	51.207	36.392	152	11	<b>1:59.166</b>	31.004	51.817	<b>36.345</b>	<b>160</b>
6	1:59.285	31.530	<b>51.116</b>	36.639	157	12	2:09.434	<b>30.754</b>	51.891	46.789	160

#### 19 Julian Puffe , Aprilia / GER

theoretical besttime: 1:59.635

Lap	Time	S1	S2	S3	Vmax	Lap	Time	S1	S2	S3	Vmax
1	2:11.318		55.228	38.163	147	8	2:01.178	31.410	52.479	37.289	152
2	2:02.574	32.254	52.842	37.478	149	9	2:00.158	31.408	<b>51.845</b>	36.905	<b>154</b>
3	2:03.072	32.267	53.392	37.413	146	10	2:00.674	31.337	52.261	37.076	153
4	2:01.667	32.201	52.276	37.190	147	11	<b>2:00.050</b>	<b>31.226</b>	52.068	36.756	153
5	2:01.111	31.840	52.165	37.106	149	12	2:01.413	31.681	52.957	36.775	153
6	2:01.272	31.884	52.824	<b>36.564</b>	150	13	2:01.579	31.473	53.389	36.717	153
7	2:02.011	31.907	53.112	36.992	149						

#### 20 Christoph Beinlich , Aprilia / GER

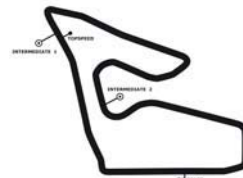
theoretical besttime: 1:59.797

Lap	Time	S1	S2	S3	Vmax	Lap	Time	S1	S2	S3	Vmax
1	2:13.170		55.099	37.870	144	8	2:01.724	31.819	52.895	37.010	155
2	2:02.120	32.103	52.603	37.414	149	9	2:00.192	31.575	51.503	37.114	154
3	2:01.806	32.122	52.329	37.355	149	10	<b>1:59.817</b>	<b>31.412</b>	<b>51.482</b>	36.923	154
4	2:02.290	31.945	52.533	37.812	148	11	2:01.013	31.869	52.241	<b>36.903</b>	152
5	2:00.931	31.879	51.787	37.265	149	12	2:00.917	31.666	52.150	37.101	154
6	2:00.452	31.800	51.689	36.963	151	13	2:01.633	31.560	52.974	37.099	<b>156</b>
7	2:02.009	32.069	52.674	37.266	150						

#### 21 Dominik Hilzendegen , Aprilia / GER

theoretical besttime: 2:05.968

Lap	Time	S1	S2	S3	Vmax	Lap	Time	S1	S2	S3	Vmax
1	3:39.197		1:00.662	40.165	136	7	<b>2:06.190</b>	<b>33.086</b>	<b>54.202</b>	38.902	<b>148</b>
2	2:10.444	34.192	56.028	40.224	140	8	2:10.279	33.380	57.674	39.225	148
3	2:08.609	33.662	55.493	39.454	142	9	2:08.379	33.185	56.161	39.033	145
4	2:08.370	33.689	55.216	39.465	142	10	2:07.439	33.455	55.002	38.982	142
5	2:08.186	33.629	54.898	39.659	144	11	2:06.690	33.306	54.704	<b>38.680</b>	146



## ADAC Junior Cup

### Sektorzeiten 2. Zeittraining

Lap	Time	S1	S2	S3	Vmax	Lap	Time	S1	S2	S3	Vmax
6	2:07.907	33.740	55.069	39.098	146						

#### 22 Kai Zentner , Aprilia / GER

theoretical besttime: 2:01.427

Lap	Time	S1	S2	S3	Vmax	Lap	Time	S1	S2	S3	Vmax
1	2:59.704		55.204	38.803	144	7	2:02.491	<b>31.410</b>	53.281	37.800	153
2	2:04.697	31.613	54.333	38.751	<b>158</b>	8	2:02.634	31.858	53.286	37.490	154
3	2:03.134	31.635	53.807	37.692	154	9	2:03.394	32.276	53.204	37.914	157
4	2:03.098	31.846	53.254	37.998	151	10	2:03.100	31.996	53.199	37.905	151
5	2:02.518	31.694	<b>52.802</b>	38.022	153	11	2:02.969	32.127	52.997	37.845	152
6	2:02.830	31.748	53.312	37.770	152	12	<b>2:02.163</b>	31.982	52.966	<b>37.215</b>	151

#### 23 Toni Thurmayer , Aprilia / GER

theoretical besttime: 2:01.300

Lap	Time	S1	S2	S3	Vmax	Lap	Time	S1	S2	S3	Vmax
1	2:45.346		58.912	39.852	139	7	2:02.347	31.798	52.745	37.804	<b>153</b>
2	2:06.138	32.711	54.931	38.496	147	8	2:20.503	40.530	1:02.161	37.812	93
3	2:03.762	32.172	53.587	38.003	149	9	2:02.417	32.022	52.817	37.578	150
4	2:02.616	32.228	52.919	37.469	149	10	<b>2:01.528</b>	31.833	<b>52.481</b>	<b>37.214</b>	152
5	2:02.508	32.101	52.819	37.588	149	11	2:02.056	<b>31.605</b>	53.039	37.412	153
6	2:03.039	32.290	53.129	37.620	146	12	2:02.384	31.964	52.990	37.430	152

#### 24 Kevin Rentzsch , Aprilia / GER

theoretical besttime: 2:00.401

Lap	Time	S1	S2	S3	Vmax	Lap	Time	S1	S2	S3	Vmax
1	2:57.620		58.633	39.700	144	7	3:11.493	1:41.197	52.531	37.765	153
2	2:06.223	33.034	54.417	38.772	150	8	2:01.669	31.677	52.445	37.547	154
3	2:02.755	31.932	53.130	37.693	151	9	2:01.309	31.664	52.182	37.463	154
4	2:01.602	31.805	52.278	37.519	151	10	<b>2:00.619</b>	<b>31.448</b>	<b>51.962</b>	37.209	<b>157</b>
5	2:01.608	31.823	52.464	37.321	152	11	2:00.805	31.528	52.025	37.252	155
6	2:05.372	31.504	52.651		151	12	2:01.373	31.602	52.780	<b>36.991</b>	152

#### 25 Jan Schmidt , Aprilia / GER

theoretical besttime: 2:02.938

Lap	Time	S1	S2	S3	Vmax	Lap	Time	S1	S2	S3	Vmax
1	2:38.109		58.696	39.202	146	5	2:04.329	32.964	53.686	37.679	144
2	2:06.366	33.219	54.110	39.037	143	6	<b>2:03.728</b>	<b>32.305</b>	54.187	<b>37.236</b>	<b>148</b>
3	2:06.741	33.746	54.711	38.284	143	7	2:04.256	33.224	<b>53.397</b>	37.635	147
4	2:05.063	33.301	53.940	37.822	144	8	4:03.919	32.662	2:22.509		147

#### 27 Dirk Fuhrmann , Aprilia / GER

theoretical besttime: 2:03.572

Lap	Time	S1	S2	S3	Vmax	Lap	Time	S1	S2	S3	Vmax
1	3:15.719		57.475	39.560	140	7	2:08.372	33.341	54.027	41.004	142
2	2:16.547	42.454	55.193	38.900	135	8	2:10.081	35.745	56.168	38.168	142
3	2:06.798	33.854	54.616	38.328	140	9	<b>2:03.951</b>	<b>32.217</b>	<b>53.640</b>	38.094	<b>152</b>
4	2:07.258	33.684	55.264	38.310	142	10	2:13.105	32.942	53.839	46.324	144
5	2:14.100	40.961	54.940	38.199	135	11	2:06.955	34.770	54.276	37.909	143
6	2:05.481	33.219	54.141	38.121	144	12	2:04.562	33.180	53.667	<b>37.715</b>	143

#### 28 Susi Steibl , Aprilia / GER

theoretical besttime: 2:05.255

Lap	Time	S1	S2	S3	Vmax	Lap	Time	S1	S2	S3	Vmax
1	2:35.190		59.034	40.088	143	7	2:06.380	32.837	54.762	38.781	150
2	2:09.076	33.634	55.702	39.740	144	8	2:06.978	32.408	55.639	38.931	<b>153</b>
3	2:08.576	33.604	55.814	39.158	142	9	2:05.744	32.423	54.430	38.891	152
4	2:06.576	32.976	54.828	<b>38.772</b>	145	10	2:06.364	32.498	55.069	38.797	149
5	2:06.792	32.780	55.154	38.858	148	11	<b>2:05.724</b>	32.500	<b>54.162</b>	39.062	151
6	2:06.655	32.772	54.716	39.167	147	12	2:05.998	<b>32.321</b>	54.692	38.985	150

#### 29 Leon Ziesing , Aprilia / GER

theoretical besttime: 2:04.837

Lap	Time	S1	S2	S3	Vmax	Lap	Time	S1	S2	S3	Vmax
1	2:52.948		1:00.397	40.251	135	7	3:08.907	1:34.817	55.170	38.920	145
2	2:07.683	33.229	55.570	38.884	148	8	2:06.292	32.750	54.178	39.364	150
3	2:07.582	34.186	54.873	<b>38.523</b>	145	9	2:06.419	32.640	54.091	39.688	151
4	2:06.798	32.763	55.221	38.814	150	10	2:06.302	32.956	54.279	39.067	150
5	2:06.041	33.049	54.374	38.618	147	11	<b>2:05.143</b>	<b>32.413</b>	<b>53.901</b>	38.829	<b>155</b>
6	2:14.884	36.473	55.921		144						



## ADAC Junior Cup

### Sektorzeiten 2. Zeittraining

#### 30 Ricarda Neubauer , Aprilia / GER

theoretical besttime: 2:10.594

Lap	Time	S1	S2	S3	Vmax	Lap	Time	S1	S2	S3	Vmax
1	2:50.936		1:10.594	41.926	135	7	2:11.903	34.442	56.904	40.557	141
2	2:15.731	34.942	59.460	41.329	137	8	2:12.588	34.501	57.616	40.471	140
3	2:14.971	35.951	58.103	40.917	123	9	<b>2:10.687</b>	34.220	56.829	<b>39.638</b>	<b>145</b>
4	2:13.871	34.899	58.051	40.921	138	10	2:11.570	34.230	56.949	40.391	142
5	2:11.186	34.298	56.911	39.977	142	11	2:11.375	34.318	<b>56.745</b>	40.312	142
6	2:11.075	34.228	56.854	39.993	141	12	2:11.113	<b>34.211</b>	56.779	40.123	140

#### 31 Daniel Gebhardt , Aprilia / GER

theoretical besttime: 2:00.835

Lap	Time	S1	S2	S3	Vmax	Lap	Time	S1	S2	S3	Vmax
1	3:42.679		56.265	39.670	151	7	2:04.290	31.925	54.099	38.266	153
2	2:07.398	34.365	54.341	38.692	149	8	2:05.170	32.717	54.653	37.800	118
3	2:03.585	31.934	53.254	38.397	151	9	2:02.543	31.636	52.798	38.109	155
4	2:04.010	32.237	53.204	38.569	152	10	2:01.625	31.757	52.625	37.243	154
5	2:03.660	31.944	53.803	37.913	<b>158</b>	11	2:01.424	31.513	52.605	37.306	155
6	2:02.544	31.597	52.999	37.948	154	12	<b>2:00.835</b>	<b>31.471</b>	<b>52.175</b>	<b>37.189</b>	157

#### 32 Nils Kastenholz , Aprilia / GER

theoretical besttime: 2:02.826

Lap	Time	S1	S2	S3	Vmax	Lap	Time	S1	S2	S3	Vmax
1	3:00.583		55.438	38.884	145	7	2:05.539	32.913	54.188	38.438	147
2	2:06.556	32.539	55.338	38.679	149	8	2:04.267	32.530	53.891	37.846	148
3	2:06.608	33.780	54.253	38.575	147	9	2:04.311	32.110	53.667	38.534	152
4	<b>2:03.491</b>	32.312	<b>53.032</b>	38.147	149	10	2:04.271	32.593	53.379	38.299	149
5	2:03.945	32.547	53.713	<b>37.685</b>	149	11	2:03.762	<b>32.109</b>	53.456	38.197	<b>154</b>
6	2:05.799	33.002	54.279	38.518	147	12	2:03.922	32.297	53.426	38.199	151

#### 33 Florian Neubauer , Aprilia / GER

theoretical besttime:

Lap	Time	S1	S2	S3	Vmax	Lap	Time	S1	S2	S3	Vmax
1	2:42.276		<b>1:04.421</b>	<b>42.840</b>	<b>125</b>						

#### 34 Kathi Schwartz , Aprilia / GER

theoretical besttime: 2:09.022

Lap	Time	S1	S2	S3	Vmax	Lap	Time	S1	S2	S3	Vmax
1	3:18.565		1:02.993	42.338	130	7	2:10.571	33.281	56.720	40.570	147
2	2:13.630	33.621	58.909	41.100	145	8	2:15.355	33.270	1:00.862	41.223	143
3	2:12.797	34.787	57.777	40.233	146	9	2:10.031	33.527	56.321	40.183	149
4	2:11.175	33.449	57.295	40.431	145	10	2:09.915	33.455	56.653	<b>39.807</b>	150
5	2:10.022	33.277	56.445	40.300	148	11	<b>2:09.329</b>	33.275	<b>56.132</b>	39.922	<b>152</b>
6	2:10.008	<b>33.083</b>	56.638	40.287	148						

#### 50 Hannes Soomer , Aprilia / EST

theoretical besttime: 2:01.212

Lap	Time	S1	S2	S3	Vmax	Lap	Time	S1	S2	S3	Vmax
1	2:51.344		58.414	39.415	141	7	<b>2:01.739</b>	32.155	52.538	<b>37.046</b>	150
2	2:07.974	33.469	55.722	38.783	144	8	2:01.956	31.900	52.555	37.501	151
3	2:04.595	32.948	53.905	37.742	143	9	2:01.764	32.059	<b>52.364</b>	37.341	150
4	2:03.051	32.183	53.254	37.614	147	10	2:02.278	32.296	52.609	37.373	148
5	2:02.920	32.145	52.847	37.928	147	11	2:02.327	32.290	52.655	37.382	150
6	2:01.748	<b>31.802</b>	52.606	37.340	<b>154</b>	12	2:02.225	32.180	52.690	37.355	149

#### 51 Colin Rossi , Aprilia / SUI

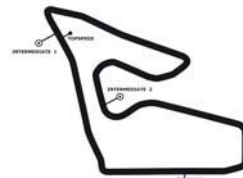
theoretical besttime: 2:01.053

Lap	Time	S1	S2	S3	Vmax	Lap	Time	S1	S2	S3	Vmax
1	2:24.487		55.636	39.559	147	7	2:02.746	32.431	52.493	37.822	150
2	2:03.610	32.166	53.474	37.970	150	8	2:02.937	32.030	52.944	37.963	153
3	2:02.585	32.151	52.773	37.661	149	9	2:03.115	31.947	53.160	38.008	152
4	2:02.449	31.802	53.389	<b>37.258</b>	153	10	2:01.789	31.683	<b>52.398</b>	37.708	154
5	<b>2:01.656</b>	<b>31.397</b>	52.850	37.409	<b>154</b>	11	2:14.922	33.298	1:00.669	40.955	137
6	2:02.111	31.709	53.035	37.367	151	12	2:01.779	31.691	52.663	37.425	154

#### 52 Aris Michail , Aprilia / GRE

theoretical besttime: 1:58.931

Lap	Time	S1	S2	S3	Vmax	Lap	Time	S1	S2	S3	Vmax
1	3:36.806		55.618	38.242	147	7	2:01.835	31.753	52.219	37.863	154



## ADAC Junior Cup

### Sektorzeiten 2. Zeittraining

Lap	Time	S1	S2	S3	Vmax	Lap	Time	S1	S2	S3	Vmax
2	2:01.476	31.860	52.411	37.205	152	8	2:01.758	31.414	52.994	37.350	158
3	2:00.732	31.329	52.612	36.791	154	9	2:00.823	31.602	52.296	36.925	153
4	2:01.099	31.111	52.877	37.111	154	10	2:00.519	31.066	52.046	37.407	<b>160</b>
5	<b>1:59.567</b>	31.542	<b>51.577</b>	<b>36.448</b>	153	11	2:00.489	31.297	52.138	37.054	155
6	2:00.669	30.950	52.363	37.356	154	12	2:00.284	<b>30.906</b>	52.296	37.082	158

#### 53 Adrien Pittet , Aprilia / SUI

theoretical besttime: 2:00.252

Lap	Time	S1	S2	S3	Vmax	Lap	Time	S1	S2	S3	Vmax
1	2:25.045		1:00.791	41.053	144	7	2:00.989	31.781	52.254	36.954	150
2	2:03.748	32.249	53.799	37.700	150	8	2:01.651	32.014	52.336	37.301	149
3	2:01.920	31.709	52.729	37.482	152	9	2:03.053	31.975	52.582		151
4	2:01.584	31.850	52.547	37.187	150	10	3:11.602	1:41.292	53.005	37.305	151
5	2:00.996	31.751	52.311	36.934	149	11	2:00.877	31.679	52.253	36.945	153
6	<b>2:00.800</b>	31.752	52.152	<b>36.896</b>	149	12	2:01.028	<b>31.277</b>	<b>52.079</b>	37.672	<b>156</b>

#### 54 Carmen Geissler , Aprilia / SUI

theoretical besttime: 2:03.177

Lap	Time	S1	S2	S3	Vmax	Lap	Time	S1	S2	S3	Vmax
1	2:26.691		59.325	40.640	147	7	2:03.872	<b>31.848</b>	53.823	38.201	154
2	2:08.769	33.380	56.039	39.350	152	8	2:06.442	32.192	55.785	38.465	154
3	2:08.805	32.505	57.650	38.650	151	9	2:13.246	32.895	55.416		144
4	2:14.391	32.438	54.413		149	10	2:24.255	52.877	53.572	<b>37.806</b>	154
5	2:44.651	1:12.989	53.698	37.964	152	11	2:03.585	31.986	53.558	38.041	<b>155</b>
6	2:03.707	32.085	53.568	38.054	152	12	<b>2:03.506</b>	32.102	<b>53.523</b>	37.881	154

#### 55 Kevin Rofner , Aprilia / AUT

theoretical besttime: 2:01.453

Lap	Time	S1	S2	S3	Vmax	Lap	Time	S1	S2	S3	Vmax
1	2:22.821		57.063	38.875	149	7	2:02.812	32.461	<b>52.448</b>	37.903	151
2	2:03.107	32.268	52.956	37.883	148	8	2:07.079	32.418	56.557	38.104	146
3	2:02.767	32.308	52.686	37.773	148	9	2:03.461	32.460	52.736	38.265	151
4	2:03.610	32.203	53.611	37.796	149	10	2:09.012	33.445	54.151		142
5	<b>2:02.193</b>	<b>31.705</b>	53.120	37.368	151	11	3:05.714	1:34.538	53.563	37.613	146
6	2:02.516	32.022	53.194	<b>37.300</b>	<b>154</b>	12	2:05.817	33.656	53.797	38.364	143

#### 56 Thomas Gradinger , Aprilia / AUT

theoretical besttime: 1:58.410

Lap	Time	S1	S2	S3	Vmax	Lap	Time	S1	S2	S3	Vmax
1	3:35.809		55.223	39.109	151	7	2:03.266	<b>31.047</b>	51.830		153
2	2:01.792	31.670	52.833	37.289	152	8	3:31.533	1:59.793	54.854		144
3	2:00.667	31.501	52.361	36.805	152	9	1:59.595	31.404	51.597	36.594	152
4	1:59.708	31.195	51.864	36.649	152	10	1:58.844	31.178	51.122	36.544	152
5	2:00.125	31.292	52.197	36.636	<b>153</b>	11	<b>1:58.450</b>	31.087	<b>51.076</b>	<b>36.287</b>	153
6	1:59.053	31.124	51.477	36.452	153						

#### 59 Roman Fischer , Aprilia / SUI

theoretical besttime: 1:59.461

Lap	Time	S1	S2	S3	Vmax	Lap	Time	S1	S2	S3	Vmax
1	2:20.618		58.586	38.533	147	8	2:00.842	31.715	52.114	37.013	152
2	2:03.801	32.495	53.893	37.413	148	9	2:00.403	31.415	52.149	36.839	155
3	2:01.318	31.976	52.538	36.804	150	10	2:00.024	31.534	51.797	36.693	154
4	2:01.323	31.957	52.323	37.043	148	11	2:00.589	31.419	52.469	36.701	155
5	2:00.903	32.072	52.151	36.680	148	12	<b>1:59.834</b>	31.355	<b>51.518</b>	36.961	<b>156</b>
6	2:00.954	31.935	52.264	36.755	149	13	2:00.303	<b>31.328</b>	52.360	<b>36.615</b>	154
7	2:00.684	31.695	52.064	36.925	151						

#### 60 Johan Postma , Aprilia / NED

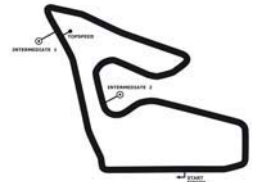
theoretical besttime: 2:13.754

Lap	Time	S1	S2	S3	Vmax	Lap	Time	S1	S2	S3	Vmax
1	3:53.682		1:05.939	44.052	123	5	<b>2:16.213</b>	36.510	58.400	<b>41.303</b>	126
2	2:17.634	<b>35.734</b>	59.571		135	6	2:16.608	36.856	57.329	42.423	125
3	2:44.042	1:05.333	<b>56.717</b>	41.992	<b>136</b>	7	2:20.602	36.610	1:01.002	42.990	124
4	2:18.581	36.935	59.185	42.461	126	8	2:19.429	36.430	59.317		126

#### 62 Wayne Gruninger , Aprilia / SUI

theoretical besttime: 2:02.999

Lap	Time	S1	S2	S3	Vmax	Lap	Time	S1	S2	S3	Vmax
1	2:58.489		1:03.471	42.277	92	7	2:05.470	32.519	53.625		148



## ADAC Junior Cup

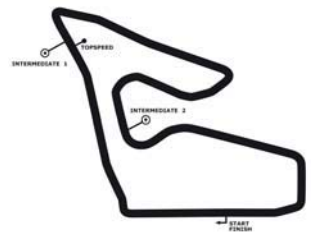
### Sektorzeiten 2. Zeittraining

Lap	Time	S1	S2	S3	Vmax	Lap	Time	S1	S2	S3	Vmax
2	2:06.910	32.839	55.427	38.644	<b>151</b>	8	2:36.827	51.683	1:03.761	41.383	111
3	2:05.660	<b>32.170</b>	54.791	38.699	150	9	2:08.750	32.435	58.281		148
4	2:04.599	32.759	53.684	38.156	146	10	2:23.916	47.812	57.369	38.735	122
5	2:04.358	32.342	53.490	38.526	148	11	<b>2:03.400</b>	32.571	<b>53.326</b>	<b>37.503</b>	148
6	2:23.439	37.021	1:07.437	38.981	108						

### 63 Robin Schwarz , Aprilia / SUI


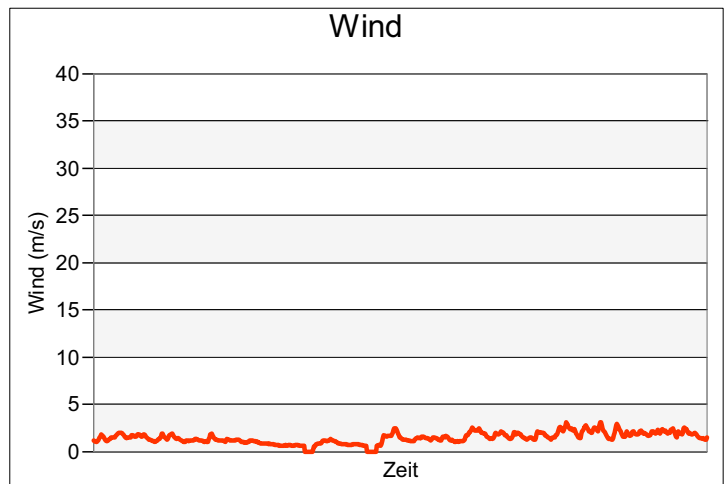
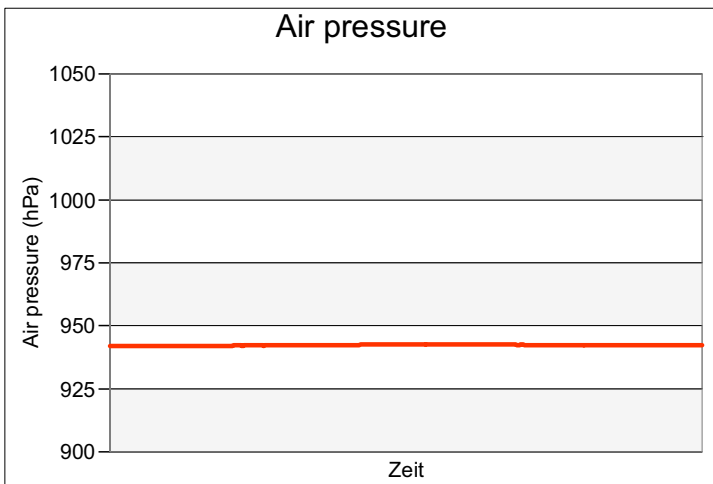
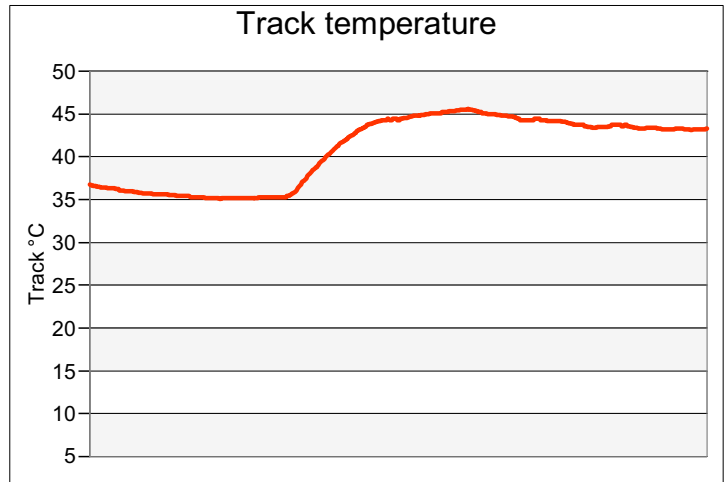
theoretical besttime: 2:05.024

Lap	Time	S1	S2	S3	Vmax	Lap	Time	S1	S2	S3	Vmax
1	2:56.897		1:00.182	41.597	139	7	2:06.540	33.463	54.423	38.654	142
2	2:09.993	34.139	56.757	39.097	142	8	2:06.470	33.422	54.469	38.579	142
3	2:07.112	34.527	54.349	<b>38.236</b>	144	9	<b>2:05.723</b>	<b>32.946</b>	53.976	38.801	<b>147</b>
4	2:06.218	33.706	<b>53.842</b>	38.670	143	10	2:06.125	33.174	54.125	38.826	144
5	2:06.545	33.405	53.972	39.168	141	11	2:07.392	33.512	54.922	38.958	143
6	2:06.240	33.332	54.044	38.864	143	12	2:06.686	33.521	54.766	38.399	143



## ADAC Junior Cup

Wetterdaten 1. + 2. Zeittraining 20.08.2011, 15:55 - 40:55



Weather:  
sunny





19.-21.08.2011

Streckenlänge: 4326m

### ADAC Junior Cup Ergebnis Rennen

RG	NR	Bewerber Fahrer	NAT	Fahrzeug Ort	Rnd	Gesamtzeit Schnitt	Rückstand Intervall	Schn.Rd Schnitt
1	56	- <b>Gradinger Thomas</b>	AUT	Aprilia St.Marienkirchen	12	23:56.378 130.107		1:58.591 131.322
2	18	ADAC Team Hansa e.V. <b>Maurischat Max</b>	GER	Aprilia Hamburg	12	24:03.065 129.504	06.687 06.687	1:58.760 131.135
3	8	ADAC Team Nordbayern e.V. <b>Gerstacker Michael</b>	GER	Aprilia Hartenstein	12	24:03.116 129.500	06.738 00.051	1:58.840 131.047
4	4	INTACT-Racing Tema Germany <b>Kappler Maximilian</b>	GER	Aprilia Oberlungwitz	12	24:04.140 129.408	07.762 01.024	1:59.003 130.867
5	59	TKR Junior Team <b>Fischer Roman</b>	SUI	Aprilia Elsau	12	24:06.819 129.168	10.441 02.679	1:58.974 130.899
6	20	ADAC Hessen Thüringen e.V. <b>Beinlich Christoph</b>	GER	Aprilia Pössneck	12	24:09.024 128.972	12.646 02.205	1:59.304 130.537
7	3	ADAC Sachsen Leistungszentrum <b>Heidel Klaus</b>	GER	Aprilia Burgstädt	12	24:21.487 127.872	25.109 12.463	2:00.185 129.580
8	24	ADAC Racing Team AMC Sari e.V. <b>Rentzsch Kevin</b>	GER	Aprilia Moritzburg OT Auer	12	24:22.067 127.821	25.689 00.580	2:00.183 129.582
9	6	ADAC Sachsen Leistungszentrum <b>Fritzsch Max</b>	GER	Aprilia Claußnitz	12	24:22.161 127.813	25.783 00.094	2:00.346 129.407
10	22	ADAC Nordbaden e.V. <b>Zentner Kai</b>	GER	Aprilia Königsbach-Stein	12	24:22.164 127.813	25.786 00.003	2:00.432 129.314
11	10	ADAC Racing Team AMC Sari e.V. <b>Tietze Nico</b>	GER	Aprilia Lichtenau / OT Ottendorf	12	24:22.648 127.770	26.270 00.484	1:59.685 130.122
12	31	ADAC Team Nordbayern e.V. <b>Gebhardt Daniel</b>	GER	Aprilia Neunkirchen	12	24:23.301 127.713	26.923 00.653	2:00.433 129.313
13	54	TKR Junior Team <b>Geissler Carmen</b>	SUI	Aprilia Fideris	12	24:25.375 127.533	28.997 02.074	2:00.260 129.499
14	23	ADAC Team Nordbayern e.V. <b>Thurmayer Toni</b>	GER	Aprilia Stockstadt	12	24:25.569 127.516	29.191 00.194	2:00.613 129.120
15	1	ADAC Racing Team AMC Sari e.V. <b>Stange Christian</b>	GER	Aprilia Heidenau	12	24:25.741 127.501	29.363 00.172	1:59.862 129.929
16	55	- <b>Rofner Kevin</b>	AUT	Aprilia Vils	12	24:25.749 127.500	29.371 00.008	2:00.256 129.504
17	7	ADAC Team Nordbayern e.V. <b>Noderer Gabriel</b>	GER	Aprilia Thalmässing	12	24:35.603 126.649	39.225 09.854	2:00.545 129.193
18	50	PZ Motorsport <b>Soomer Hannes</b>	EST	Aprilia Viimsi	12	24:36.681 126.556	40.303 01.078	2:00.941 128.770
19	51	- <b>Rossi Colin</b>	SUI	Aprilia Winterthur	12	24:36.760 126.549	40.382 00.079	2:01.195 128.500
20	12	ADAC Südbaden e.V. <b>Thier Nicola</b>	GER	Aprilia March	12	24:37.470 126.489	41.092 00.710	2:00.795 128.926
21	62	- <b>Gruninger Wayne</b>	SUI	Aprilia Chailly-sur-Montreux	12	24:37.604 126.477	41.226 00.134	2:01.769 127.895

BMW Motorrad 



19.-21.08.2011

Streckenlänge: 4326m

### ADAC Junior Cup Ergebnis Rennen

RG	NR	Bewerber Fahrer	NAT	Fahrzeug Ort	Rnd	Gesamtzeit Schnitt	Rückstand Intervall	Schn.Rd Schnitt
22	53	TKR Junior Team <b>Pittet Adrien</b>	SUI	Aprilia Forel (Lavaux)	12	24:58.049 124.751	1:01.671 20.445	1:59.433 130.396
23	32	UK Retail Solutions Racing Team <b>Kastenholz Nils</b>	GER	Aprilia Wershofen	12	25:11.211 123.665	1:14.833 13.162	2:02.867 126.752
24	27	WSC-Neuss Racing Team <b>Fuhrmann Dirk</b>	GER	Aprilia Köln	12	25:16.860 123.204	1:20.482 05.649	2:04.388 125.202
25	29	ADAC Westfalen e.V. <b>Ziesing Leon</b>	GER	Aprilia Kamen	12	25:18.138 123.100	1:21.760 01.278	2:04.064 125.529
26	28	ADAC Team Nordbayern e.V. <b>Steibl Susi</b>	GER	Aprilia Hiltoltstein	12	25:19.530 122.988	1:23.152 01.392	2:05.115 124.474
27	63	CLF-RACING TEAM <b>Schwarz Robin</b>	SUI	Aprilia Neuenegg	12	25:20.819 122.883	1:24.441 01.289	2:04.890 124.699
28	14	ADAC e.V. <b>Klink Felix</b>	GER	Aprilia Ketsch	12	25:26.736 122.407	1:30.358 05.917	2:05.143 124.446
29	21	ADAC Pfalz e.V. <b>Hilzendenen Dominik</b>	GER	Aprilia Neustadt	12	25:31.658 122.014	1:35.280 04.922	2:05.140 124.449
30	5	ADAC Sachsen e.V. <b>Guenther Tom</b>	GER	Aprilia Gersdorf	12	25:36.932 121.595	1:40.554 05.274	2:05.789 123.807
31	34	ADAC Sport Team Südbayern <b>Schwartz Kathi</b>	GER	Aprilia Höhenkirchen-Siegersbrunn	11	24:12.844 117.913	1 Runde 1 Runde	2:03.378 126.227
32	33	ADAC Berlin Brandenburg e.V. <b>Neubauer Florian</b>	GER	Aprilia Berlin	11	24:16.898 117.585	1 Runde 04.054	2:09.797 119.984
<b>Nicht gewertet</b>								
60	-	- <b>Postma Johan</b>	NED	Aprilia Twijzel	11	23:34.101 121.144	1 Runde	2:05.337 124.254
19		ADAC Hessen Thüringen e.V. <b>Puffe Julian</b>	GER	Aprilia Schleiz	2	4:09.993 124.592	10 Runden	2:02.624 127.003
30		ADAC Team Nordbayern e.V. <b>Neubauer Ricarda</b>	GER	Aprilia Bad Windsheim	1	2:37.753 98.721	11 Runden	00.000 0.000
52		ADAC Team Hansa e.V. <b>Michail Aris</b>	GRE	Aprilia Hamburg	1	2:51.064 91.040	11 Runden	00.000 0.000
25		ADAC e.V. <b>Schmidt Jan</b>	GER	Aprilia Büdingen	0	00.000 0.000	12 Runden	00.000 0.000

BMW Motorrad 



19.-21.08.2011

Streckenlänge: 4326m

### ADAC Junior Cup Ergebnis Rennen

RG	NR	Bewerber Fahrer	NAT	Fahrzeug Ort	Rnd	Gesamtzeit Schnitt	Rückstand Intervall	Schn.Rd Schnitt
----	----	--------------------	-----	-----------------	-----	-----------------------	------------------------	--------------------

Gestartet: 37, Gewertet: 32, Nicht gewertet: 5

Schnellste Runde: 56 Gradinger Thomas: 1:58.591

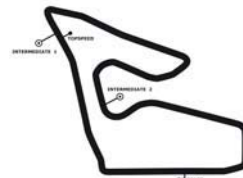
DMSB-Reg.-Nr.: S-17/11

Rennleiter \_\_\_\_\_ Zeitnahme \_\_\_\_\_

Sportkommissar \_\_\_\_\_ Aushang \_\_\_\_\_ : \_\_\_\_\_ Uhr

BMW Motorrad 





## ADAC Junior Cup

### Sektorzeiten Rennen

#### 1 Christian Stange , Aprilia / GER

theoretical besttime: 1:59.433

Lap	Time	S1	S2	S3	Vmax	Lap	Time	S1	S2	S3	Vmax
1	2:10.595	37.721	55.449	37.425	159	7	2:02.054	32.409	52.503	37.142	156
2	2:01.219	32.105	52.478	36.636	156	8	2:00.451	<b>30.795</b>	52.797	36.859	162
3	2:01.577	31.824	52.510	37.243	161	9	2:01.372	31.778	53.175	<b>36.419</b>	160
4	2:02.641	31.345	53.676	37.620	<b>162</b>	10	2:00.622	31.050	52.769	36.803	158
5	2:01.446	31.001	54.000	36.445	157	11	2:01.817	31.118	52.889	37.810	159
6	<b>1:59.862</b>	31.031	<b>52.219</b>	36.612	159	12	2:02.085	32.981	52.306	36.798	154

#### 3 Klaus Heidel , Aprilia / GER

theoretical besttime: 2:00.016

Lap	Time	S1	S2	S3	Vmax	Lap	Time	S1	S2	S3	Vmax
1	2:08.039	36.980	54.088	36.971	156	7	2:00.481	31.649	<b>51.906</b>	36.926	<b>158</b>
2	2:01.996	<b>31.430</b>	53.630	36.936	157	8	2:01.745	32.055	52.588	37.102	156
3	2:02.100	31.821	53.269	37.010	152	9	2:00.923	31.499	52.429	36.995	152
4	2:01.989	32.317	52.966	36.706	154	10	<b>2:00.185</b>	31.432	52.073	<b>36.680</b>	149
5	2:01.220	31.706	52.296	37.218	156	11	2:00.838	31.564	52.130	37.144	151
6	2:01.348	31.455	52.666	37.227	156	12	2:00.623	31.673	52.025	36.925	152

#### 4 Maximilian Kappler , Aprilia / GER

theoretical besttime: 1:58.662

Lap	Time	S1	S2	S3	Vmax	Lap	Time	S1	S2	S3	Vmax
1	2:06.279	35.273	54.211	36.795	158	7	1:59.565	30.958	51.693	36.914	156
2	<b>1:59.003</b>	30.851	51.554	36.598	158	8	2:00.518	31.746	52.191	36.581	151
3	1:59.334	<b>30.794</b>	51.718	36.822	159	9	1:59.636	30.936	<b>51.523</b>	37.177	157
4	1:59.825	31.117	51.823	36.885	156	10	2:00.058	31.203	52.510	<b>36.345</b>	152
5	1:59.625	31.173	51.795	36.657	157	11	2:00.152	30.911	52.341	36.900	155
6	2:00.024	31.411	51.959	36.654	155	12	2:00.121	30.805	52.109	37.207	<b>160</b>

#### 5 Tom Guenther , Aprilia / GER

theoretical besttime: 2:05.622

Lap	Time	S1	S2	S3	Vmax	Lap	Time	S1	S2	S3	Vmax
1	2:17.425	40.078	57.584	39.763	<b>150</b>	7	2:07.109	33.287	55.191	38.631	147
2	2:07.353	33.751	54.811	38.791	149	8	2:06.353	33.124	54.721	<b>38.508</b>	148
3	2:09.343	33.935	56.464	38.944	146	9	2:06.685	33.373	<b>54.467</b>	38.845	149
4	2:07.686	33.594	55.240	38.852	148	10	<b>2:05.789</b>	<b>32.647</b>	54.555	38.587	147
5	2:06.977	32.992	55.061	38.924	149	11	2:07.150	33.020	55.261	38.869	148
6	2:06.590	33.179	54.636	38.775	146	12	2:08.472	33.834	55.465	39.173	144

#### 6 Max Fritsch , Aprilia / GER

theoretical besttime: 1:59.811

Lap	Time	S1	S2	S3	Vmax	Lap	Time	S1	S2	S3	Vmax
1	2:07.994	36.341	54.132	37.521	154	7	2:00.635	31.895	<b>52.273</b>	36.467	155
2	2:03.017	31.499	53.334	38.184	157	8	2:01.798	32.031	53.009	36.758	157
3	2:01.672	31.852	52.637	37.183	156	9	2:01.391	32.194	52.610	36.587	156
4	2:02.578	32.087	53.489	37.002	157	10	2:00.438	31.392	52.340	36.706	142
5	2:01.099	31.886	52.593	36.620	<b>158</b>	11	<b>2:00.346</b>	31.489	52.580	<b>36.277</b>	157
6	2:00.763	<b>31.261</b>	52.466	37.036	157	12	2:00.430	31.562	52.385	36.483	152

#### 7 Gabriel Noderer , Aprilia / GER

theoretical besttime: 1:59.780

Lap	Time	S1	S2	S3	Vmax	Lap	Time	S1	S2	S3	Vmax
1	2:13.811	40.121	55.928	37.762	154	7	2:02.203	32.037	53.286	36.880	139
2	2:03.660	31.907	53.871	37.882	154	8	2:01.377	31.362	53.062	36.953	<b>160</b>
3	2:03.035	31.592	53.970	37.473	155	9	2:01.218	31.215	52.963	37.040	154
4	2:02.494	32.053	52.798	37.643	153	10	2:01.330	31.561	51.904	37.865	156
5	2:02.937	32.039	53.355	37.543	149	11	2:00.786	<b>31.085</b>	52.875	<b>36.826</b>	157
6	2:02.207	31.511	53.482	37.214	154	12	<b>2:00.545</b>	31.654	<b>51.869</b>	37.022	152

#### 8 Michael Gerstacker , Aprilia / GER

theoretical besttime: 1:58.505

Lap	Time	S1	S2	S3	Vmax	Lap	Time	S1	S2	S3	Vmax
1	2:06.535	35.732	53.836	36.967	<b>160</b>	7	1:59.809	31.304	51.724	36.781	155
2	1:59.898	31.297	52.003	36.598	156	8	2:00.278	31.775	51.763	36.740	140
3	1:59.899	31.263	51.964	36.672	154	9	1:59.690	31.275	51.554	36.861	156
4	1:59.187	31.129	51.678	<b>36.380</b>	156	10	2:00.224	31.407	52.092	36.725	152
5	<b>1:58.840</b>	31.096	<b>51.275</b>	36.469	157	11	1:59.992	<b>30.850</b>	52.564	36.578	157
6	1:59.444	31.141	51.426	36.877	155	12	1:59.320	30.992	51.695	36.633	159



## ADAC Junior Cup

### Sektorzeiten Rennen

#### 10 Nico Tietze , Aprilia / GER

theoretical besttime: 1:58.797

Lap	Time	S1	S2	S3	Vmax	Lap	Time	S1	S2	S3	Vmax
1	2:10.558	37.475	55.650	37.433	155	7	2:02.233	31.378	53.645	37.210	155
2	2:01.198	31.285	52.925	36.988	160	8	2:01.413	31.752	52.327	37.334	154
3	2:01.584	31.284	52.967	37.333	160	9	2:01.578	31.754	52.439	37.385	154
4	2:00.783	31.089	52.668	37.026	162	10	2:02.040	31.692	53.485	36.863	153
5	1:59.908	31.397	<b>51.639</b>	36.872	159	11	2:01.199	31.094	53.219	36.886	160
6	2:00.469	30.934	52.778	36.757	161	12	<b>1:59.685</b>	<b>30.579</b>	52.527	<b>36.579</b>	<b>164</b>

#### 12 Nicola Thier , Aprilia / GER

theoretical besttime: 2:00.463

Lap	Time	S1	S2	S3	Vmax	Lap	Time	S1	S2	S3	Vmax
1	2:12.263	37.743	55.665	38.855	<b>158</b>	7	2:02.072	31.971	52.835	37.266	150
2	2:05.142	32.578	54.204	38.360	150	8	2:01.539	31.765	52.807	36.967	155
3	2:03.530	32.039	53.871	37.620	155	9	2:01.203	31.447	52.579	37.177	154
4	2:02.473	31.717	53.231	37.525	154	10	<b>2:00.795</b>	<b>31.210</b>	52.801	<b>36.784</b>	157
5	2:02.360	31.651	53.603	37.106	149	11	2:02.092	31.708	53.311	37.073	152
6	2:02.042	32.144	<b>52.469</b>	37.429	154	12	2:01.959	31.387	53.412	37.160	153

#### 14 Felix Klink , Aprilia / GER

theoretical besttime: 2:05.029

Lap	Time	S1	S2	S3	Vmax	Lap	Time	S1	S2	S3	Vmax
1	2:17.069	40.889	56.572	39.608	<b>148</b>	7	<b>2:05.143</b>	32.604	<b>54.049</b>	38.490	132
2	2:06.095	32.851	54.553	38.691	148	8	2:06.096	33.162	54.547	<b>38.387</b>	144
3	2:06.468	<b>32.593</b>	55.259	38.616	148	9	2:05.553	32.824	54.255	38.474	144
4	2:05.991	32.608	54.731	38.652	135	10	2:07.220	32.718	55.647	38.855	132
5	2:06.518	32.675	55.135	38.708	146	11	2:06.861	33.212	54.219	39.430	127
6	2:05.566	32.630	54.283	38.653	146	12	2:08.156	33.318	55.379	39.459	131

#### 18 Max Maurischat , Aprilia / GER

theoretical besttime: 1:58.595

Lap	Time	S1	S2	S3	Vmax	Lap	Time	S1	S2	S3	Vmax
1	2:05.099	34.861	53.014	37.224	155	7	1:59.624	31.288	51.497	36.839	154
2	1:59.888	31.180	51.881	36.827	156	8	1:59.290	31.336	51.510	36.444	155
3	2:00.226	31.109	51.757	37.360	154	9	1:59.249	31.015	51.454	36.780	156
4	1:59.168	31.104	<b>51.336</b>	36.728	156	10	<b>1:58.760</b>	31.031	51.370	36.359	158
5	1:59.930	31.370	51.749	36.811	153	11	2:00.322	31.401	52.166	36.755	<b>162</b>
6	2:02.534	31.276	54.474	36.784	154	12	1:58.975	<b>31.012</b>	51.716	<b>36.247</b>	161

#### 19 Julian Puffe , Aprilia / GER

theoretical besttime: 2:01.837

Lap	Time	S1	S2	S3	Vmax	Lap	Time	S1	S2	S3	Vmax
1	2:07.369	35.989	54.909	<b>36.471</b>	154	2	<b>2:02.624</b>	<b>31.986</b>	<b>53.380</b>	37.258	<b>156</b>

#### 20 Christoph Beinlich , Aprilia / GER

theoretical besttime: 1:59.139

Lap	Time	S1	S2	S3	Vmax	Lap	Time	S1	S2	S3	Vmax
1	2:06.066	35.895	52.932	37.239	<b>157</b>	7	2:00.286	31.665	51.827	36.794	152
2	2:00.850	31.907	52.009	36.934	157	8	2:00.924	31.731	52.337	36.856	157
3	2:01.327	31.498	52.564	37.265	148	9	<b>1:59.304</b>	31.438	51.313	36.553	155
4	1:59.608	<b>31.320</b>	51.545	36.743	155	10	1:59.358	31.539	<b>51.307</b>	<b>36.512</b>	153
5	1:59.610	31.434	51.591	36.585	154	11	2:00.302	31.479	51.988	36.835	153
6	2:00.605	31.798	51.863	36.944	151	12	2:00.784	31.596	52.109	37.079	154

#### 21 Dominik Hilzendingen , Aprilia / GER

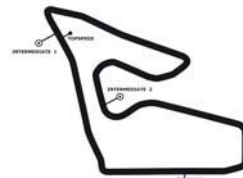
theoretical besttime: 2:05.139

Lap	Time	S1	S2	S3	Vmax	Lap	Time	S1	S2	S3	Vmax
1	2:17.772	41.685	56.854	39.233	148	7	2:07.004	33.340	54.820	38.844	145
2	2:06.819	33.769	54.305	38.745	<b>149</b>	8	2:06.506	33.239	54.455	38.812	146
3	2:09.151	34.482	55.872	38.797	147	9	2:06.351	33.149	54.325	38.877	145
4	2:07.790	33.868	54.918	39.004	145	10	2:05.674	<b>32.871</b>	54.270	38.533	145
5	2:06.942	33.131	54.650	39.161	145	11	2:05.721	32.923	54.116	38.682	146
6	2:06.788	33.250	54.612	38.926	146	12	<b>2:05.140</b>	32.872	<b>53.963</b>	<b>38.305</b>	147

#### 22 Kai Zentner , Aprilia / GER

theoretical besttime: 1:59.925

Lap	Time	S1	S2	S3	Vmax	Lap	Time	S1	S2	S3	Vmax
1	2:09.502	37.352	54.870	37.280	<b>164</b>	7	2:01.043	31.612	52.458	36.973	157



## ADAC Junior Cup

### Sektorzeiten Rennen

Lap	Time	S1	S2	S3	Vmax	Lap	Time	S1	S2	S3	Vmax
2	2:01.915	31.577	53.223	37.115	161	8	2:01.553	31.794	52.913	<b>36.846</b>	162
3	2:01.409	31.187	53.208	37.014	160	9	2:01.028	31.329	52.572	37.127	156
4	2:01.766	31.425	52.822	37.519	158	10	2:00.494	31.163	52.336	36.995	155
5	2:00.660	<b>31.025</b>	52.403	37.232	161	11	2:00.981	31.739	52.085	37.157	153
6	2:01.381	31.416	53.008	36.957	155	12	<b>2:00.432</b>	31.472	<b>52.054</b>	36.906	158

#### 23 Toni Thurmayer , Aprilia / GER

theoretical besttime: 2:00.010

Lap	Time	S1	S2	S3	Vmax	Lap	Time	S1	S2	S3	Vmax
1	2:10.905	38.074	55.076	37.755	156	7	2:01.506	32.573	52.264	36.669	156
2	2:02.206	32.205	52.636	37.365	156	8	2:01.778	31.850	53.285	36.643	158
3	2:00.992	31.230	52.843	36.919	158	9	2:00.879	31.267	52.975	<b>36.637</b>	159
4	2:01.376	31.161	53.354	36.861	<b>160</b>	10	2:01.045	<b>31.157</b>	53.078	36.810	160
5	<b>2:00.613</b>	31.625	<b>52.216</b>	36.772	155	11	2:01.898	31.793	53.072	37.033	159
6	2:01.086	31.236	52.715	37.135	156	12	2:01.285	32.345	52.220	36.720	153

#### 24 Kevin Rentzsch , Aprilia / GER

theoretical besttime: 1:59.108

Lap	Time	S1	S2	S3	Vmax	Lap	Time	S1	S2	S3	Vmax
1	2:08.966	37.271	54.744	36.951	162	7	2:02.972	31.901	53.246	37.825	139
2	2:01.531	<b>30.959</b>	53.596	36.976	<b>163</b>	8	2:01.885	31.667	53.500	36.718	152
3	2:01.491	31.320	52.568	37.603	161	9	2:00.955	31.718	52.127	37.110	160
4	2:01.101	31.204	53.176	36.721	156	10	2:00.876	31.735	52.341	36.800	152
5	2:00.542	31.430	51.956	37.156	154	11	2:01.220	31.830	<b>51.474</b>	37.916	154
6	2:00.345	31.276	52.048	37.021	153	12	<b>2:00.183</b>	31.367	52.141	<b>36.675</b>	160

#### 27 Dirk Fuhrmann , Aprilia / GER

theoretical besttime: 2:03.648

Lap	Time	S1	S2	S3	Vmax	Lap	Time	S1	S2	S3	Vmax
1	2:14.886	39.470	56.908	38.508	151	7	2:05.293	33.160	<b>53.433</b>	38.700	146
2	2:06.154	33.709	54.207	38.238	145	8	2:05.630	32.919	54.279	38.432	148
3	2:05.721	33.244	54.482	37.995	148	9	2:05.885	32.717	54.130	39.038	147
4	<b>2:04.388</b>	32.872	53.807	<b>37.709</b>	147	10	2:07.008	32.900	54.303	39.805	150
5	2:05.042	32.776	53.596	38.670	148	11	2:05.836	33.278	54.057	38.501	145
6	2:05.543	<b>32.506</b>	54.132	38.905	<b>153</b>	12	2:05.474	33.213	54.227	38.034	142

#### 28 Susi Steibl , Aprilia / GER

theoretical besttime: 2:04.900

Lap	Time	S1	S2	S3	Vmax	Lap	Time	S1	S2	S3	Vmax
1	2:16.263	38.135	57.921	40.207	<b>162</b>	7	2:05.206	32.527	<b>54.067</b>	38.612	150
2	2:06.438	32.620	55.147	38.671	143	8	2:05.589	32.589	54.285	38.715	149
3	2:06.256	32.600	54.911	38.745	146	9	2:05.411	32.460	54.175	38.776	146
4	2:06.537	32.635	55.242	38.660	148	10	2:05.439	32.422	54.332	38.685	150
5	2:06.525	32.570	55.169	38.786	149	11	2:05.235	32.344	54.373	<b>38.518</b>	151
6	2:05.516	32.535	54.323	38.658	150	12	<b>2:05.115</b>	<b>32.315</b>	54.231	38.569	149

#### 29 Leon Ziesing , Aprilia / GER

theoretical besttime: 2:04.064

Lap	Time	S1	S2	S3	Vmax	Lap	Time	S1	S2	S3	Vmax
1	2:16.153	39.976	57.076	39.101	153	7	2:05.024	32.532	53.688	38.804	135
2	2:04.892	32.385	53.841	38.666	<b>155</b>	8	2:05.398	32.621	53.870	38.907	150
3	2:05.708	33.106	53.847	38.755	150	9	2:06.058	32.788	54.106	39.164	149
4	<b>2:04.064</b>	<b>32.112</b>	<b>53.507</b>	<b>38.445</b>	152	10	2:07.635	32.785	54.205	40.645	148
5	2:05.207	32.649	53.844	38.714	150	11	2:05.443	32.808	53.560	39.075	152
6	2:05.906	32.573	54.581	38.752	150	12	2:06.650	33.260	54.600	38.790	150

#### 30 Ricarda Neubauer , Aprilia / GER

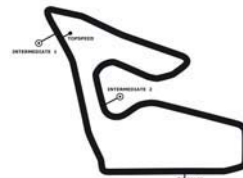
theoretical besttime:

Lap	Time	S1	S2	S3	Vmax	Lap	Time	S1	S2	S3	Vmax
1	2:37.753	51.147	<b>1:00.647</b>		<b>125</b>						

#### 31 Daniel Gebhardt , Aprilia / GER

theoretical besttime: 1:59.519

Lap	Time	S1	S2	S3	Vmax	Lap	Time	S1	S2	S3	Vmax
1	2:08.748	37.025	54.689	37.034	151	7	2:01.291	31.401	52.443	37.447	157
2	2:01.153	30.922	52.937	37.294	<b>165</b>	8	2:02.192	31.731	53.545	36.916	162
3	2:01.873	31.335	52.943	37.595	156	9	2:00.651	31.583	<b>52.392</b>	36.676	160
4	2:03.620	31.387	55.102	37.131	160	10	2:00.954	31.496	52.624	36.834	161



## ADAC Junior Cup

### Sektorzeiten Rennen

Lap	Time	S1	S2	S3	Vmax	Lap	Time	S1	S2	S3	Vmax
5	<b>2:00.433</b>	<b>30.579</b>	52.850	37.004	162	11	2:01.042	31.283	53.026	36.733	159
6	2:00.455	30.821	52.815	36.819	160	12	2:00.889	31.140	53.201	<b>36.548</b>	155

#### 32 Nils Kastenholz , Aprilia / GER

theoretical besttime: **2:02.820**

Lap	Time	S1	S2	S3	Vmax	Lap	Time	S1	S2	S3	Vmax
1	2:15.260	39.295	57.136	38.829	<b>154</b>	7	2:05.250	32.553	54.024	38.673	148
2	2:03.600	32.059	53.235	38.306	154	8	2:05.849	32.532	54.569	38.748	148
3	2:03.582	32.221	53.490	<b>37.871</b>	151	9	2:06.091	32.643	54.333	39.115	148
4	<b>2:02.867</b>	<b>31.889</b>	<b>53.060</b>	37.918	154	10	2:06.686	32.928	54.626	39.132	147
5	2:03.902	32.241	53.412	38.249	151	11	2:06.498	32.929	54.770	38.799	146
6	2:04.533	32.365	53.633	38.535	150	12	2:07.093	32.918	54.601	39.574	148

#### 33 Florian Neubauer , Aprilia / GER

theoretical besttime: **2:09.580**

Lap	Time	S1	S2	S3	Vmax	Lap	Time	S1	S2	S3	Vmax
1	2:20.079	40.547	58.737	40.795	<b>150</b>	7	2:12.000	34.349	57.366	40.285	138
2	2:13.114	34.404	57.956	40.754	144	8	2:11.344	33.847	57.105	40.392	143
3	2:13.038	34.076	58.517	40.445	142	9	2:11.191	33.962	57.067	40.162	140
4	2:11.874	33.968	57.667	40.239	141	10	2:10.835	34.392	<b>56.659</b>	<b>39.784</b>	141
5	2:11.700	34.254	56.937	40.509	140	11	<b>2:09.797</b>	<b>33.137</b>	56.727	39.933	147
6	2:11.926	34.247	57.015	40.664	141						

#### 34 Kathi Schwartz , Aprilia / GER

theoretical besttime:

Lap	Time	S1	S2	S3	Vmax	Lap	Time	S1	S2	S3	Vmax
1	2:15.547					7	2:11.534				
2	<b>2:03.378</b>					8	2:11.058				
3	2:10.521					9	2:11.396				
4	2:25.112					10	2:10.801				
5	2:11.128					11	2:11.721				
6	2:10.648										

#### 50 Hannes Soomer , Aprilia / EST

theoretical besttime: **2:00.575**

Lap	Time	S1	S2	S3	Vmax	Lap	Time	S1	S2	S3	Vmax
1	2:12.855	38.945	55.923	37.987	151	7	2:02.136	32.129	53.197	36.810	149
2	2:04.230	31.973	54.236	38.021	150	8	2:01.481	<b>31.388</b>	52.735	37.358	153
3	2:03.644	32.107	53.997	37.540	154	9	<b>2:00.941</b>	31.460	<b>52.438</b>	37.043	156
4	2:02.373	31.859	53.136	37.378	154	10	2:01.963	31.667	52.923	37.373	152
5	2:02.225	31.852	52.715	37.658	151	11	2:01.272	31.462	53.038	36.772	<b>157</b>
6	2:02.339	32.194	53.223	36.922	138	12	2:01.222	31.494	52.979	<b>36.749</b>	150

#### 51 Colin Rossi , Aprilia / SUI

theoretical besttime: **2:00.612**

Lap	Time	S1	S2	S3	Vmax	Lap	Time	S1	S2	S3	Vmax
1	2:13.173	37.811	57.700	37.662	<b>159</b>	7	2:01.913	31.976	52.657	37.280	153
2	2:03.793	31.558	54.648	37.587	158	8	2:01.686	31.612	53.023	<b>37.051</b>	154
3	2:04.143	31.985	54.665	37.493	152	9	2:01.358	31.466	52.404	37.488	156
4	2:02.446	32.204	52.961	37.281	157	10	<b>2:01.195</b>	<b>31.221</b>	<b>52.340</b>	37.634	157
5	2:02.224	31.517	52.830	37.877	151	11	2:01.604	31.356	52.895	37.353	158
6	2:01.826	31.737	52.765	37.324	156	12	2:01.399	31.578	52.550	37.271	151

#### 52 Aris Michail , Aprilia / GRE

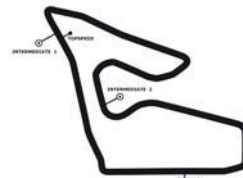
theoretical besttime:

Lap	Time	S1	S2	S3	Vmax	Lap	Time	S1	S2	S3	Vmax
1	2:51.064	35.408	<b>1:25.215</b>		<b>156</b>						

#### 53 Adrien Pittet , Aprilia / SUI

theoretical besttime: **1:59.284**

Lap	Time	S1	S2	S3	Vmax	Lap	Time	S1	S2	S3	Vmax
1	2:07.352	36.754	53.876	36.722	<b>158</b>	7	2:04.414	33.413	52.840	38.161	144
2	1:59.833	31.549	51.734	36.550	153	8	2:07.207	33.999	54.430	38.778	131
3	2:00.582	<b>31.133</b>	52.509	36.940	152	9	2:06.381	34.474	54.564	37.343	135
4	<b>1:59.433</b>	31.282	<b>51.615</b>	<b>36.536</b>	152	10	2:06.337	32.951	54.546	38.840	137
5	1:59.668	31.335	51.672	36.661	152	11	2:08.848	34.494	54.775	39.579	132
6	2:08.987	34.810	55.332	38.845	137	12	2:09.007	33.653	54.928	40.426	141



## ADAC Junior Cup

### Sektorzeiten Rennen

#### 54 Carmen Geissler , Aprilia / SUI

theoretical besttime: 1:59.843

Lap	Time	S1	S2	S3	Vmax	Lap	Time	S1	S2	S3	Vmax
1	2:09.305	36.996	55.017	37.292	160	7	2:01.706	31.796	52.474	37.436	159
2	2:03.098	31.360	54.502	37.236	157	8	2:00.853	31.028	52.934	36.891	161
3	2:01.916	31.248	53.336	37.332	158	9	2:01.916	32.291	52.834	36.791	157
4	2:01.366	30.926	53.632	36.808	<b>163</b>	10	<b>2:00.260</b>	<b>30.915</b>	52.479	36.866	159
5	2:01.349	31.413	52.988	36.948	155	11	2:01.823	31.816	53.321	<b>36.686</b>	159
6	2:00.492	31.171	52.247	37.074	157	12	2:01.291	31.903	<b>52.242</b>	37.146	156

#### 55 Kevin Rofner , Aprilia / AUT

theoretical besttime: 1:58.917

Lap	Time	S1	S2	S3	Vmax	Lap	Time	S1	S2	S3	Vmax
1	2:09.590	37.741	54.630	37.219	162	7	2:02.679	31.866	53.342	37.471	152
2	2:01.368	31.418	52.609	37.341	161	8	2:01.994	32.382	52.578	37.034	156
3	2:00.818	<b>31.007</b>	52.844	36.967	<b>164</b>	9	2:01.835	31.664	52.176	37.995	158
4	2:01.154	31.401	52.116	37.637	154	10	2:01.446	31.885	53.227	<b>36.334</b>	149
5	2:00.864	31.488	51.978	37.398	154	11	2:00.808	32.022	51.699	37.087	159
6	<b>2:00.256</b>	31.186	52.264	36.806	156	12	2:02.937	34.029	<b>51.576</b>	37.332	152

#### 56 Thomas Gradinger , Aprilia / AUT

theoretical besttime: 1:58.402

Lap	Time	S1	S2	S3	Vmax	Lap	Time	S1	S2	S3	Vmax
1	2:04.691	34.895	53.080	36.716	152	7	<b>1:58.591</b>	<b>31.073</b>	<b>51.167</b>	36.351	152
2	1:59.643	31.209	52.048	36.386	152	8	1:58.780	31.191	51.285	36.304	152
3	1:59.206	31.170	51.874	<b>36.162</b>	152	9	1:59.717	31.209	52.019	36.489	<b>153</b>
4	1:59.135	31.145	51.586	36.404	152	10	1:59.329	31.220	51.785	36.324	153
5	1:58.978	31.175	51.603	36.200	152	11	1:59.775	31.783	51.685	36.307	153
6	1:58.986	31.196	51.626	36.164	152	12	1:59.547	31.377	51.583	36.587	152

#### 59 Roman Fischer , Aprilia / SUI

theoretical besttime: 1:58.406

Lap	Time	S1	S2	S3	Vmax	Lap	Time	S1	S2	S3	Vmax
1	2:07.755	36.637	54.327	36.791	158	7	<b>1:58.974</b>	31.392	51.444	<b>36.138</b>	155
2	1:59.694	31.467	51.683	36.544	<b>159</b>	8	2:00.197	31.323	52.601	36.273	154
3	2:00.184	<b>31.015</b>	52.702	36.467	158	9	1:59.083	31.344	51.348	36.391	153
4	2:00.251	31.397	51.732	37.122	156	10	1:59.168	31.369	51.342	36.457	153
5	1:59.013	31.257	<b>51.253</b>	36.503	157	11	1:59.890	31.149	51.565	37.176	154
6	2:02.799	34.262	51.928	36.609	149	12	1:59.811	31.500	51.908	36.403	154

#### 60 Johan Postma , Aprilia / NED

theoretical besttime: 2:05.038

Lap	Time	S1	S2	S3	Vmax	Lap	Time	S1	S2	S3	Vmax
1	2:16.693	39.652	57.619	39.422	150	7	2:05.617	32.465	54.446	38.706	150
2	2:06.433	32.592	55.052	38.789	151	8	2:05.944	32.690	54.629	<b>38.625</b>	148
3	2:06.364	32.238	55.416	38.710	147	9	2:05.867	32.339	54.480	39.048	147
4	2:05.730	<b>32.110</b>	54.691	38.929	<b>152</b>	10	2:10.327	34.011	55.963	40.353	144
5	2:07.611	32.806	55.929	38.876	146	11	2:18.178	35.646	58.096		127
6	<b>2:05.337</b>	32.341	<b>54.303</b>	38.693	149						

#### 62 Wayne Gruninger , Aprilia / SUI

theoretical besttime: 2:00.820

Lap	Time	S1	S2	S3	Vmax	Lap	Time	S1	S2	S3	Vmax
1	2:11.731	38.078	56.028	37.625	<b>158</b>	7	2:02.211	31.853	52.890	37.468	149
2	2:02.199	31.543	53.108	37.548	156	8	2:02.408	32.083	52.912	37.413	149
3	<b>2:01.769</b>	31.606	52.729	37.434	151	9	2:03.039	32.120	53.133	37.786	148
4	2:01.917	31.900	<b>52.577</b>	37.440	149	10	2:03.268	32.185	53.192	37.891	148
5	2:02.214	31.716	52.931	37.567	150	11	2:02.919	32.308	53.465	<b>37.146</b>	147
6	2:02.131	31.906	52.807	37.418	149	12	2:01.798	<b>31.097</b>	53.428	37.273	155

#### 63 Robin Schwarz , Aprilia / SUI

theoretical besttime: 2:04.146

Lap	Time	S1	S2	S3	Vmax	Lap	Time	S1	S2	S3	Vmax
1	2:13.816	39.138	56.008	38.670	<b>152</b>	7	2:05.242	32.966	54.005	<b>38.271</b>	145
2	<b>2:04.890</b>	32.411	53.874	38.605	151	8	2:05.163	32.731	53.793	38.639	147
3	2:04.994	32.853	<b>53.475</b>	38.666	149	9	2:06.099	32.815	54.071	39.213	150
4	2:06.952	34.032	53.922	38.998	145	10	2:06.383	32.847	54.054	39.482	149
5	2:05.819	33.470	53.756	38.593	148	11	2:06.274	33.271	53.856	39.147	144
6	2:05.625	<b>32.400</b>	54.492	38.733	149	12	2:09.562	33.475	54.644	41.443	148



21.08.2011

Streckenlänge: 4326m  
DMSB-Reg.-Nr.: S-17/11

### ADAC Junior Cup

Rundentabelle Rennen / lap chart race

POS	1	2	3	4	5	6	7	8	9	10	11	12	13	14	15	16	17	18	19	20	21	22	23	24	25	26	27	28	29	30	31	32	33	34	35	36	37
LAP 1	56	18	20	4	8	53	19	59	6	3	31	24	54	22	55	10	1	23	62	12	50	51	7	63	27	32	34	29	28	60	14	5	21	33	30.	52.	
LAP 2	56	18	4	8	20	53	59	31	19	3	24	55	6	22	10	1	54	23	62	51	50	12	7	63	32	34	27	29	28	60	14	21	5	33			
LAP 3	56	4	18	8	59	53	20	31	55	24	3	6	22	10	1	23	54	62	7	50	12	51	32	63	29	27	28	34	60	14	21	5	33				
LAP 4	56	18	4	8	53	20	59	55	24	10	3	22	6	31	23	54	1	62	7	50	12	51	32	63	29	27	60	28	14	21	5	34	33				
LAP 5	56	4	18	8	53	59	20	24	55	10	22	3	31	23	6	54	1	62	50	12	51	7	32	29	27	63	28	14	60	21	5	34	33				
LAP 6	56	8	4	18	20	59	24	55	10	53	31	22	3	6	23	1	54	62	51	50	12	7	32	27	29	63	28	14	60	21	5	34	33				
LAP 7	56	8	4	18	20	59	55	10	24	3	31	22	6	23	54	1	53	62	51	50	12	7	32	29	27	63	28	14	60	21	5	34	33				
LAP 8	56	8	4	18	59	20	10	55	24	3	22	6	31	1	54	23	62	53	51	50	12	7	32	29	63	27	28	14	60	21	5	34	33				
LAP 9	56	8	4	18	59	20	10	24	3	22	31	55	6	1	23	54	62	50	51	12	7	53	32	29	27	63	28	14	60	21	5	34	33				
LAP 10	56	18	8	4	59	20	3	24	22	31	6	10	1	55	54	23	62	12	51	50	7	53	32	63	27	29	28	14	60	21	5	34	33				
LAP 11	56	8	4	18	59	20	3	6	22	24	31	55	10	1	54	23	7	51	50	12	62	53	32	63	27	29	28	14	21	5	60,	34	33				
LAP 12	56	18	8	4	59	20	3	24	6	22	10	31	54	23	1	55	7	50	51	12	62	53	32	27	29	28	63	14	21	5							

