



ADAC Formel 4

Result List Race 3

Provisional



Motorsportarena Oschersleben, Length: 3667m
 Air temperature: 21.98°C
 Track temperature: 19.31°C
 Weather condition: Dry

DMSB Reg. Nr.: DMSB 830/18

Sunday, April 15, 2018 15:45:00

started : 21 classified : 17 not classified : 4

Nr.	Drivers	Team	Laps	Total Time	Gap	Kph	Lap	Time	Kph
Cl.	Car	Competitor							
1	64 O.Caldwell(GBR) ADAC Formel 4 powered by Abarth	(T) PREMA Theodore Racing PREMA Theodore Racing	20	30:16.819		145.3	6	1:25.982	153.5
2	74 E.Fittipaldi(ITA) ADAC Formel 4 powered by Abarth	(T) PREMA Theodore Racing PREMA Theodore Racing	20	30:19.846	3.027	145.2	7	1:25.868	153.7
3	21 C.Weerts(BEL) ADAC Formel 4 powered by Abarth	Van Amersfoort Racing(NLD) Van Amersfoort Racing	20	30:22.032	5.213	145.0	9	1:25.922	153.6
4	2 F.Vesti(DNK) ADAC Formel 4 powered by Abarth	(T) Van Amersfoort Racing(NLD) Van Amersfoort Racing	20	30:22.923	6.104	145.0	10	1:26.096	153.3
5	4 N.Krütten(DEU) R ADAC Formel 4 powered by Abarth	(T) ADAC Berlin-Brandenburg e.V.(DEU) ADAC Berlin-Brandenburg e.V.	20	30:23.380	6.561	145.0	8	1:26.012	153.4
6	23 J.Alders(NLD) R ADAC Formel 4 powered by Abarth	Van Amersfoort Racing(NLD) Van Amersfoort Racing	20	30:24.367	7.548	145.1	9	1:25.624	154.1
7	28 M.Wishofer(AUT) ADAC Formel 4 powered by Abarth	(T) US Racing - CHR(S) DEU US Racing - CHR(S)	20	30:24.626	7.807	145.2	10	1:25.370	154.6
8	22 L.Roy(DEU) ADAC Formel 4 powered by Abarth	Van Amersfoort Racing(NLD) Van Amersfoort Racing	20	30:28.982	12.163	144.8	11	1:26.328	152.9
9	69 J.Salmenautio(FIN) ADAC Formel 4 powered by Abarth	(T) KIC Driving Academy(FIN) KIC Driving Academy	20	30:29.822	13.003	144.7	15	1:26.458	152.6
10	81 S.Estner(DEU) R ADAC Formel 4 powered by Abarth	(T) Neuhauser Racing Team(AUT) Neuhauser Racing Team	20	30:32.364	15.545	144.7	12	1:26.317	152.9
11	10 K.Lappalainen(FIN) ADAC Formel 4 powered by Abarth	KIC Driving Academy(FIN) KIC Driving Academy	20	30:33.819	17.000	144.5	9	1:26.486	152.6
12	95 T.Beckhäuser(CZE) ADAC Formel 4 powered by Abarth	US Racing - CHR(S) DEU US Racing - CHR(S)	20	30:41.120	24.301	143.7	10	1:25.902	153.6
13	27 D.Schumacher(DEU) R ADAC Formel 4 powered by Abarth	US Racing - CHR(S) DEU US Racing - CHR(S)	20	30:49.959	33.140	142.9	10	1:25.489	154.4
14	14 L.Lorandi(ITA) ADAC Formel 4 powered by Abarth	(T) KDC Racing(ESP) KDC Racing	20	30:51.958	35.139	144.9	7	1:26.107	153.3
15	5 G.Petecof(ITA) R ADAC Formel 4 powered by Abarth	PREMA Theodore Racing PREMA Theodore Racing	20	30:55.073	38.254	144.7	7	1:25.791	153.8
16	26 L.Köhler(DEU) R ADAC Formel 4 powered by Abarth	(T) ADAC Berlin-Brandenburg e.V.(DEU) ADAC Berlin-Brandenburg e.V.	20	30:59.774	42.955	142.1	15	1:26.060	153.3
17	30 L.Lawson(NLD) ADAC Formel 4 powered by Abarth	(T) Van Amersfoort Racing(NLD) Van Amersfoort Racing	19	30:23.627	1 LAP	137.5	9	1:25.657	154.1
Not classified									
80	A.Estner(DEU) ADAC Formel 4 powered by Abarth	(T) Neuhauser Racing Team(AUT) Neuhauser Racing Team	16	24:31.400	4LAPS	143.5	6	1:25.999	153.5
44	L.Zendeli(DEU) ADAC Formel 4 powered by Abarth	(T) US Racing - CHR(S) DEU US Racing - CHR(S)	6	10:10.084	14LAPS	128.0	6	1:26.534	152.5
13	A.Di Comberti(GBR) ADAC Formel 4 powered by Abarth	(T) KDC Racing(ESP) KDC Racing	2	3:30.850	18LAPS	117.9			
6	I.Cohen(ISR) R ADAC Formel 4 powered by Abarth	(T) ADAC Berlin-Brandenburg e.V.(DEU) ADAC Berlin-Brandenburg e.V.							

Fastest lap of the race. Car 28 driver Mick Wishofer on lap 10. Time 1:25.370, average speed 154.6 km/h.

Following race director decision - 30s penalty for the car no. 5, 14

T = nominated for the Team Classification

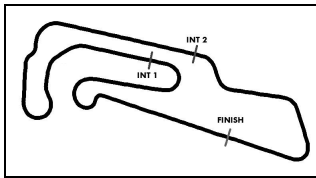
Subject to final scrutineering!		
Publication time:	Clerk of the Course: Ralph Bohnhorst	Timekeeper: Steffen Ruhl

ver: 1.0

www.adac.de/motorsport

Page 1/ 1 printed: 15.4.2018 16:35





ADAC Formel 4

Class Result List Race 3



Provisional

DMSB Reg. Nr.: DMSB 830/18

Sunday, April 15, 2018 15:45:00



Motorsportarena Oschersleben, Length: 3667m
 Air temperature: 21.98°C
 Track temperature: 19.31°C
 Weather condition: Dry

started : 21 classified : 17 not classified : 4

Nr. Drivers	Team	Laps	Total Time	Gap	Kph	Lap	Time	Kph
Car	Competitor							

CLASS: Rookie

Started: 7	Classified: 6	Not Classified: 1						
1 4 N.Krütten (DEU) ADAC Formel 4 powered by Abarth		ADAC Berlin-Brandenburg e.V. (DEU) ADAC Berlin-Brandenburg e.V.	20	30:23.380		145.0	8	1:26.012 153.4
2 23 J.Alders (NLD) ADAC Formel 4 powered by Abarth		Van Amersfoort Racing (NLD) Van Amersfoort Racing	20	30:24.367	0.987	145.1	9	1:25.624 154.1
3 81 S.Estner (DEU) ADAC Formel 4 powered by Abarth		Neuhauser Racing Team (AUT) Neuhauser Racing Team	20	30:32.364	8.984	144.7	12	1:26.317 152.9
4 27 D.Schumacher (DEU) ADAC Formel 4 powered by Abarth		US Racing - CHRS (DEU) US Racing - CHRS	20	30:49.959	26.579	142.9	10	1:25.489 154.4
5 5 G.Petecof (ITA) ADAC Formel 4 powered by Abarth		PREMA Theodore Racing PREMA Theodore Racing	20	30:55.073	31.693	144.7	7	1:25.791 153.8
6 26 L.Köhler (DEU) ADAC Formel 4 powered by Abarth		ADAC Berlin-Brandenburg e.V. (DEU) ADAC Berlin-Brandenburg e.V.	20	30:59.774	36.394	142.1	15	1:26.060 153.3

Not classified

6 I.Cohen(ISR) ADAC Formel 4 powered by Abarth	ADAC Berlin-Brandenburg e.V. (DEU) ADAC Berlin-Brandenburg e.V.
---	---

Fastest lap of the class. Car 27 driver David Schumacher on lap 10. Time 1:25.489, average speed 154.4 km/h.

Following race director decision - 30s penalty for the car no. 5, 14

T = nominated for the Team Classification

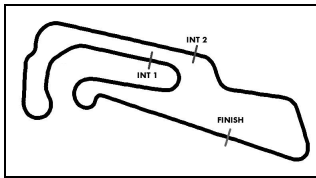
Subject to final scrutineering!		
Publication time:	Clerk of the Course: Ralph Bohnhorst	Timekeeper: Steffen Ruhl

ver: 1.0

www.adac.de/motorsport

Page 1/ 1 printed: 15.4.2018 16:35





ADAC Formel 4

Sector List Race 3

Provisional



Motorsportarena Oschersleben, Length: 3667m

Air temperature: 21.98°C

Track temperature: 19.31°C

Weather condition: Dry

DMSB Reg. Nr.: DMSB 830/18

Sunday, April 15, 2018 15:45:00

Lap	Time	SE1	SP1	SE2	SP2	SE3	SP3	TSP	Lap	Time	SE1	SP1	SE2	SP2	SE3	SP3	TSP
2 Vesti, DNK									theoretical besttime: 1:25.781								
1	1:33.973	38.507	174	30.696	198	24.770	177	183	11	1:26.158	31.781	174	29.844	201	24.533	178	212
2	1:28.259	31.854	173	29.863	202	26.542	109	211	12	1:26.192	31.714	174	29.835	202	24.643	179	212
3	2:05.988	40.359	121	44.219	124	41.410	95	163	13	1:26.521	31.821	174	29.994	203	24.706	180	213
4	2:07.158	48.076	105	47.066	68	32.016	176	142	14	1:27.177	31.968	173	30.445	204	24.764	179	214
5	1:27.297	32.596	172	29.966	203	24.735	179	212	15	1:27.035	31.857	177	30.176	204	25.002	179	213
6	1:26.379	31.832	174	29.906	203	24.641	178	213	16	1:27.490	32.525	174	30.032	203	24.933	177	215
7	1:26.122	31.727	175	29.753	203	24.642	179	212	17	1:26.889	32.019	175	30.033	201	24.837	177	209
8	1:26.152	31.923	175	29.619	204	24.610	179	213	18	1:26.781	31.773	175	30.226	203	24.782	177	210
9	1:26.209	32.009	174	29.603	202	24.597	177	213	19	1:27.889	31.982	176	30.202	203	25.705	177	211
10	1:26.096	31.645	175	29.901	201	24.550	178	211	20	1:27.158	31.848	173	30.057	201	25.253	177	210

Lap	Time	SE1	SP1	SE2	SP2	SE3	SP3	TSP	Lap	Time	SE1	SP1	SE2	SP2	SE3	SP3	TSP
4 Krütten, DEU									theoretical besttime: 1:25.702								
1	1:34.321	38.823	176	30.587	203	24.911	180	187	11	1:26.126	31.526	177	30.023	204	24.577	180	213
2	1:28.714	31.902	176	29.902	204	26.910	123	216	12	1:26.345	31.686	176	30.026	203	24.633	180	214
3	2:06.232	40.543	118	44.004	145	41.685	101	165	13	1:26.365	31.649	176	30.091	203	24.625	180	214
4	2:06.276	47.662	114	46.925	66	31.689	180	152	14	1:27.450	31.896	176	30.769	203	24.785	178	214
5	1:27.582	32.516	174	30.410	202	24.656	180	214	15	1:26.744	31.789	175	30.151	204	24.804	180	212
6	1:26.439	31.668	177	30.151	202	24.620	180	214	16	1:27.365	32.181	177	30.362	203	24.822	178	214
7	1:26.109	31.595	177	29.969	202	24.545	179	214	17	1:27.103	32.023	177	30.305	203	24.775	178	214
8	1:26.012	31.773	176	29.687	204	24.552	181	213	18	1:26.747	31.971	177	30.070	204	24.706	179	213
9	1:26.396	32.025	174	29.861	203	24.510	178	215	19	1:27.722	31.829	177	30.382	203	25.511	179	214
10	1:26.064	31.577	176	29.998	202	24.489	179	214	20	1:27.268	32.359	175	30.118	203	24.791	180	213

Lap	Time	SE1	SP1	SE2	SP2	SE3	SP3	TSP	Lap	Time	SE1	SP1	SE2	SP2	SE3	SP3	TSP
5 Petecof, ITA									theoretical besttime: 1:25.759								
1	1:32.752	37.795	173	30.159	200	24.798	177	177	11	1:26.342	31.938	173	29.912	201	24.492	178	212
2	1:27.660	31.875	174	29.962	198	25.823	127	211	12	1:26.370	31.801	174	29.909	201	24.660	178	213
3	2:06.074	40.615	115	44.068	138	41.391	109	177	13	1:26.364	31.841	174	29.773	202	24.750	177	211
4	2:08.263	47.522	103	48.265	65	32.476	175	133	14	1:27.001	31.853	173	30.143	201	25.005	177	209
5	1:26.631	32.037	173	29.939	199	24.655	176	208	15	1:27.133	31.904	174	30.037	201	25.192	178	210
6	1:26.286	31.891	173	29.933	197	24.462	177	209	16	1:26.697	31.883	174	30.174	200	24.640	177	211
7	1:25.791	31.619	173	29.751	198	24.421	178	210	17	1:28.061	31.903	174	30.004	200	26.154	170	209
8	1:26.030	31.674	175	29.719	201	24.637	177	210	18	1:26.907	32.129	173	30.044	199	24.734	176	206
9	1:26.339	31.697	175	30.038	197	24.604	177	212	19	1:26.888	31.903	173	30.172	199	24.813	175	208
10	1:26.148	31.659	175	29.948	200	24.541	177	211	20	1:31.336	31.914	173	30.109	203	29.313	173	208

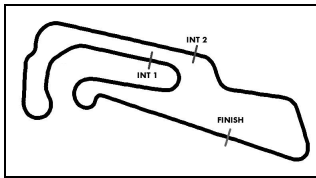
Lap	Time	SE1	SP1	SE2	SP2	SE3	SP3	TSP	Lap	Time	SE1	SP1	SE2	SP2	SE3	SP3	TSP
6 Cohen, ISR									theoretical besttime:								
1		40.773	173	31.709	204			192									

Lap	Time	SE1	SP1	SE2	SP2	SE3	SP3	TSP	Lap	Time	SE1	SP1	SE2	SP2	SE3	SP3	TSP
10 Lappalainen, FIN									theoretical besttime: 1:26.425								
1	1:38.516	41.025	174	31.683	202	25.808	175	197	11	1:28.020	32.297	172	30.179	201	25.544	174	209
2	1:33.226	31.850	174	30.152	200	31.224	114	208	12	1:27.399	32.278	174	30.273	200	24.848	177	205
3	2:04.554	39.108	101	44.557	114	40.889	110	155	13	1:26.756	31.817	171	30.185	200	24.754	176	209
4	2:02.502	48.967	81	44.161	80	29.374	177	118	14	1:26.816	31.868	174	30.229	197	24.719	177	208
5	1:28.517	33.121	173	30.483	198	24.913	179	210	15	1:26.771	31.890	173	30.017	199	24.864	177	208
6	1:26.993	31.954	175	30.146	199	24.893	178	210	16	1:26.621	31.835	173	30.001	201	24.785	177	210
7	1:26.981	31.848	175	30.349	200	24.784	178	210	17	1:26.888	31.871	173	30.148	198	24.869	175	208
8	1:28.140	33.330	172	30.004	200	24.806	177	168	18	1:26.878	31.920	175	30.065	200	24.893	178	206
9	1:26.486	31.755	173	29.966	200	24.765	177	210	19	1:27.504	32.155	172	30.256	199	25.093	177	208
10	1:26.707	31.740	175	30.231	199	24.736	176	210	20	1:27.544	31.966	172	30.217	200	25.361	162	208

Lap	Time	SE1	SP1	SE2	SP2	SE3	SP3	TSP	Lap	Time	SE1	SP1	SE2	SP2	SE3	SP3	TSP
13 Di Comberti, GBR									theoretical besttime: 1:32.076								
1	1:38.939	40.815	173	31.528	201	26.596	175	197	2	1:51.911	33.952	173	32.254	201	45.705	55	208

Lap	Time	SE1	SP1	SE2	SP2	SE3	SP3	TSP	Lap	Time	SE1	SP1	SE2	SP2	SE3	SP3	TSP
14 Lorandi, ITA									theoretical besttime: 1:25.922								
1	1:31.988	37.012	174	30.215	198	24.761	177	175	11	1:26.488	31.761	175	30.155	199	24.572	177	212
2	1:27.007	31.664	174	29.880	201	25.463	144	212	12	1:26.481	31.708	174	30.036	200	24.737	176	210
3	2:06.163	40.473	122	43.949	146	41.741	115	175	13	1:26.513	31.690	174	30.020	200	24.803	176	209
4	2:08.627	47.007	128	49.103	69	32.517	176	111	14	1:26.853	31.824	175	30.189	198	24.840	177	210
5	1:26.216	31.753	176	29.956	200	24.507	177	209	15	1:26.765	31.956	174	30.161	199	24.648	176	210





ADAC Formel 4

Sector List Race 3

Provisional



Motorsportarena Oschersleben, Length: 3667m

Air temperature: 21.98°C

Track temperature: 19.31°C

Weather condition: Dry

DMSB Reg. Nr.: DMSB 830/18

Sunday, April 15, 2018 15:45:00

Lap	Time	SE1	SP1	SE2	SP2	SE3	SP3	TSP	Lap	Time	SE1	SP1	SE2	SP2	SE3	SP3	TSP
6	1:26.182	31.711	174	29.867	199	24.604	177	213	16	1:26.901	31.865	174	30.123	199	24.913	176	210
7	1:26.107	31.611	175	30.039	198	24.457	178	213	17	1:27.044	31.972	175	30.209	198	24.863	175	208
8	1:26.338	31.843	174	29.994	199	24.501	178	212	18	1:27.169	32.018	175	30.253	197	24.898	176	208
9	1:26.126	31.598	175	29.947	200	24.581	177	208	19	1:27.133	31.955	173	30.273	200	24.905	176	210
10	1:26.112	31.682	174	29.945	199	24.485	176	212	20	1:29.745	32.292	173	31.085	200	26.368	173	209

21 Weerts, BEL

theoretical besttime: 1:25.891

1	1:33.116	38.142	175	30.147	202	24.827	178	180	11	1:26.190	31.695	176	29.834	203	24.661	178	213
2	1:27.776	31.752	175	29.870	204	26.154	130	213	12	1:26.405	31.754	176	29.933	203	24.718	179	213
3	2:06.023	40.702	119	44.204	124	41.117	107	170	13	1:26.618	31.832	175	29.972	203	24.814	178	214
4	2:08.072	47.669	108	48.014	65	32.389	177	148	14	1:27.129	32.150	173	30.304	201	24.675	177	212
5	1:27.316	32.723	175	29.974	202	24.619	180	212	15	1:27.135	32.030	175	30.124	201	24.981	178	210
6	1:26.309	31.771	176	29.929	203	24.609	179	215	16	1:27.406	32.448	174	30.096	201	24.862	177	210
7	1:26.313	31.672	177	30.012	201	24.629	178	214	17	1:26.680	31.972	175	29.905	201	24.803	177	210
8	1:26.156	31.785	176	29.718	201	24.653	179	211	18	1:26.941	31.921	176	30.163	202	24.857	178	211
9	1:25.922	31.703	175	29.668	202	24.551	178	212	19	1:27.214	32.144	175	30.132	202	24.938	177	211
10	1:26.048	31.676	176	29.739	203	24.633	178	211	20	1:27.263	31.995	174	30.132	202	25.136	179	210

22 Roy, DEU

theoretical besttime: 1:26.300

1	1:37.698	40.156	174	31.804	196	25.738	177	184	11	1:26.328	31.769	173	29.862	200	24.697	176	210
2	1:32.969	32.154	174	30.375	197	30.440	112	209	12	1:26.339	31.785	173	29.834	200	24.720	177	210
3	2:04.979	39.539	98	44.625	113	40.815	105	139	13	1:26.481	31.821	172	29.919	200	24.741	177	209
4	2:02.708	48.798	84	43.940	76	29.970	179	120	14	1:26.635	31.982	173	29.849	201	24.804	177	208
5	1:28.139	33.050	173	30.108	198	24.981	177	216	15	1:26.739	31.893	175	29.953	200	24.893	178	209
6	1:26.776	32.016	173	29.941	200	24.819	178	212	16	1:26.624	31.807	173	29.972	200	24.845	176	210
7	1:27.278	32.020	176	30.280	200	24.978	176	211	17	1:26.783	31.949	173	30.044	199	24.790	175	208
8	1:27.861	33.230	173	29.905	201	24.726	177	180	18	1:27.227	31.981	171	30.003	201	25.243	177	209
9	1:26.592	31.837	173	29.906	198	24.849	176	209	19	1:27.191	31.848	173	30.090	200	25.253	177	209
10	1:26.627	31.890	173	29.907	200	24.830	177	209	20	1:27.008	31.972	174	29.959	201	25.077	178	209

23 Alders, NLD

theoretical besttime: 1:25.437

1	1:36.085	39.626	174	30.748	204	25.711	179	190	11	1:25.988	31.653	175	29.724	203	24.611	179	213
2	1:29.954	31.603	175	29.822	202	28.529	151	213	12	1:26.528	31.616	175	29.881	203	25.031	179	214
3	2:05.993	41.035	113	43.856	130	41.102	98	143	13	1:26.131	31.616	175	29.771	203	24.744	179	213
4	2:04.294	48.752	102	45.311	70	30.231	181	119	14	1:28.266	31.859	176	30.209	205	26.198	180	213
5	1:29.197	33.001	176	30.266	201	25.930	179	216	15	1:26.780	32.043	175	29.931	203	24.806	179	211
6	1:26.529	31.724	175	29.846	203	24.959	178	214	16	1:26.554	31.717	175	29.943	202	24.894	178	213
7	1:25.771	31.701	175	29.659	201	24.411	177	212	17	1:26.802	31.837	177	30.001	204	24.964	180	212
8	1:26.015	31.961	174	29.659	202	24.395	179	208	18	1:26.990	31.967	177	29.996	204	25.027	179	213
9	1:25.624	31.501	175	29.584	203	24.539	179	211	19	1:27.210	31.944	174	30.017	204	25.249	181	213
10	1:25.798	31.458	176	29.668	204	24.672	178	214	20	1:27.858	32.364	176	30.298	204	25.196	179	215

26 Köhler, DEU

theoretical besttime: 1:25.941

1	1:35.250	39.243	175	30.846	201	25.161	177	187	11	1:26.123	31.856	174	29.822	200	24.445	177	209
2	1:29.430	31.833	175	30.066	197	27.531	148	210	12	1:26.337	31.737	174	29.824	200	24.776	177	209
3	2:05.899	41.353	111	43.605	138	40.941	108	145	13	1:26.170	31.725	175	29.907	201	24.538	178	210
4	2:05.475	48.175	125	46.351	66	30.949	178	125	14	1:26.221	31.802	175	29.803	200	24.616	177	208
5	1:28.954	32.796	175	30.541	196	25.617	179	213	15	1:26.060	31.699	175	29.800	200	24.561	177	208
6	1:45.629	31.912	175	30.035	198	43.682	56	211	16	1:26.151	31.729	175	29.831	200	24.591	176	208
7	1:44.627	49.943	174	29.979	199	24.705	177		17	1:26.559	31.853	175	29.898	197	24.808	176	208
8	1:26.732	32.120	175	30.005	199	24.607	177	208	18	1:27.129	31.966	175	30.042	198	25.121	177	208
9	1:26.360	31.984	175	29.797	200	24.579	177	208	19	1:27.086	32.082	174	30.034	200	24.970	177	208
10	1:26.211	31.837	175	29.810	200	24.564	175	210	20	1:27.371	32.096	175	30.215	199	25.060	177	208

27 Schumacher, DEU

theoretical besttime: 1:25.355

1	1:35.531	39.368	175	30.844	203	25.319	179	189	11	1:25.846	31.496	174	29.718	200	24.632	177	209
2	1:29.994	31.836	175	29.910	193	28.248	137	213	12	1:25.611	31.516	174	29.576	200	24.519	177	209
3	2:05.840	41.063	104	43.677	132	41.100	106	136	13	1:25.760	31.389	174	29.680	200	24.691	176	209
4	2:04.882	48.106	119	46.038	68	30.738	174	125	14	1:25.991	31.715	174	29.632	200	24.644	177	208
5	2:01.174	1:06.705	172	29.761	197	24.708	175	208	15	1:26.045	31.557	174	29.726	200	24.762	176	208
6	1:25.895	31.595	175	29.665	198	24.635	176	207	16	1:26.252	31.636	173	29.854	200	24.762	176	208



ADAC Formel 4

Sector List Race 3

Provisional



Motorsportarena Oschersleben, Length: 3667m

Air temperature: 21.98°C

Track temperature: 19.31°C

Weather condition: Dry

DMSB Reg. Nr.: DMSB 830/18

Sunday, April 15, 2018 15:45:00

Lap	Time	SE1	SP1	SE2	SP2	SE3	SP3	TSP	Lap	Time	SE1	SP1	SE2	SP2	SE3	SP3	TSP
7	1:26.732	32.539	174	29.544	199	24.649	174	208	17	1:26.493	31.714	174	29.754	199	25.025	175	208
8	1:26.056	31.956	174	29.520	199	24.580	176	200	18	1:26.745	31.790	174	29.832	200	25.123	176	208
9	1:25.565	31.489	175	29.502	200	24.574	176	208	19	1:26.765	31.786	173	29.852	200	25.127	176	208
10	1:25.489	31.451	175	29.574	199	24.464	176	208	20	1:27.293	31.806	174	29.894	200	25.593	175	207

28 Wishofer, AUT

theoretical besttime: 1:25.176

1	1:37.240	40.568	172	31.405	201	25.267	178	194	11	1:26.064	31.712	175	29.736	203	24.616	179	216
2	1:32.847	31.782	177	30.029	203	31.036	121	210	12	1:26.433	31.630	175	29.904	201	24.899	179	214
3	2:05.074	39.568	102	44.490	126	41.016	102	144	13	1:26.115	31.765	175	29.725	203	24.625	180	216
4	2:02.771	48.852	84	43.942	75	29.977	175	125	14	1:28.026	31.883	176	30.246	199	25.897	174	216
5	1:27.744	32.499	175	29.555	199	25.690	180	210	15	1:27.045	32.429	175	29.788	204	24.828	180	207
6	1:26.562	31.738	177	29.936	203	24.888	180	216	16	1:26.613	31.834	175	29.833	203	24.946	178	215
7	1:25.816	31.829	175	29.591	203	24.396	179	215	17	1:26.834	31.858	175	30.192	201	24.784	178	213
8	1:26.128	31.844	173	29.944	202	24.340	178	213	18	1:26.987	31.862	177	30.034	204	25.091	179	213
9	1:25.890	31.540	175	29.670	200	24.680	177	212	19	1:27.202	31.924	174	30.050	193	25.228	178	213
10	1:25.370	31.281	174	29.683	202	24.406	180	211	20	1:27.865	32.262	177	30.483	202	25.120	178	213

30 Lawson, NLD

theoretical besttime: 1:25.654

1	1:36.368	39.857	175	30.848	203	25.663	178	194	11	1:26.573	31.616	174	29.923	203	25.034	178	214
2	1:30.908	31.797	174	29.692	203	29.419	128	213	12	1:26.093	31.551	174	29.845	204	24.697	179	212
3	2:05.588	40.360	112	44.120	134	41.108	85	134	13	1:28.694	31.806	175	30.771	203	26.117	176	213
4	2:03.632	48.723	95	44.975	71	29.934	181	122	14	1:26.191	31.823	174	29.823	202	24.545	178	209
5	1:27.611	32.553	175	30.362	197	24.696	179	216	15	1:26.634	31.606	174	30.185	203	24.843	179	211
6	1:26.067	31.500	175	29.790	204	24.777	181	213	16	1:27.030	31.952	176	30.205	205	24.873	179	213
7	2:05.699	34.837	167	39.332	150	51.530	53	161	17	1:26.952	32.029	175	30.148	202	24.775	179	213
8	2:13.139	1:18.144	171	30.236	202	24.759	178		18	1:27.540	31.762	174	30.245	204	25.533	177	212
9	1:25.657	31.453	174	29.656	203	24.548	179	211	19	1:27.255	32.323	174	30.131	204	24.801	178	214
10	1:25.996	31.470	175	29.884	203	24.642	180	213									

44 Zendeli, DEU

theoretical besttime: 1:26.352

1	1:34.649	39.038	175	30.669	202	24.942	179	182	4	2:05.871	48.206	114	46.380	65	31.285	180	132
2	1:29.037	31.872	176	30.000	203	27.165	140	213	5	1:27.815	32.608	176	30.508	202	24.699	179	214
3	2:06.178	40.760	114	44.482	138	40.936	103	151	6	1:26.534	31.718	176	29.935	203	24.881	178	213

64 Caldwell, GBR

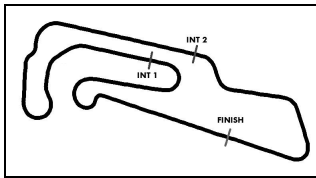
theoretical besttime: 1:25.906

1	1:31.271	36.411	173	30.196	198	24.664	177	174	11	1:26.412	31.777	173	30.019	200	24.616	176	210
2	1:27.327	31.740	174	29.894	199	25.693	149	209	12	1:26.382	31.732	174	30.000	200	24.650	177	210
3	2:05.976	40.274	127	44.177	129	41.525	125	172	13	1:26.540	31.763	174	30.095	200	24.682	176	210
4	2:08.741	46.622	133	49.721	69	32.398	176	107	14	1:26.599	31.806	174	30.131	199	24.662	178	208
5	1:26.183	31.821	174	29.844	198	24.518	176	210	15	1:26.598	31.776	174	30.012	200	24.810	177	209
6	1:25.982	31.678	174	29.791	199	24.513	177	210	16	1:26.501	31.841	175	29.982	200	24.678	176	209
7	1:26.065	31.644	175	29.882	200	24.539	178	210	17	1:26.562	31.795	175	29.963	199	24.804	176	209
8	1:26.232	31.904	175	29.857	199	24.471	179	209	18	1:26.828	31.890	175	30.033	200	24.905	177	209
9	1:26.099	31.694	174	29.891	199	24.514	177	210	19	1:27.030	31.924	175	30.140	200	24.966	177	208
10	1:26.103	31.697	175	29.861	200	24.545	178	208	20	1:27.388	32.048	175	30.333	200	25.007	176	209

69 Salmenautio, FIN

theoretical besttime: 1:26.244

1	1:36.920	40.479	172	31.172	198	25.269	177	190	11	1:26.674	31.854	173	29.908	201	24.912	177	211
2	1:32.017	31.919	174	30.142	198	29.956	135	212	12	1:26.852	31.785	173	30.117	199	24.950	175	210
3	2:05.502	40.360	101	44.325	135	40.817	98	125	13	1:26.479	31.890	174	29.881	201	24.708	176	209
4	2:03.697	49.007	97	44.065	71	30.625	176	140	14	1:26.566	31.922	174	29.949	201	24.695	177	207
5	1:28.728	33.501	174	30.244	201	24.983	178	214	15	1:26.458	31.909	173	29.855	200	24.694	177	208
6	1:26.884	32.050	175	30.032	201	24.802	178	213	16	1:26.507	31.792	174	29.948	201	24.767	177	211
7	1:27.110	31.961	175	30.266	201	24.883	177	213	17	1:26.622	31.853	174	29.964	200	24.805	177	210
8	1:27.977	33.266	174	30.029	200	24.682	177	172	18	1:27.126	31.866	173	30.029	201	25.231	176	210
9	1:26.550	31.707	173	29.860	200	24.983	176	211	19	1:27.185	31.900	175	30.043	203	25.242	176	210
10	1:26.594	31.786	174	30.025	200	24.783	178	209	20	1:27.374	31.902	174	30.107	200	25.365	176	210



ADAC Formel 4

Sector List Race 3

Provisional



Motorsportarena Oschersleben, Length: 3667m

Air temperature: 21.98°C

Track temperature: 19.31°C

Weather condition: Dry

DMSB Reg. Nr.: DMSB 830/18

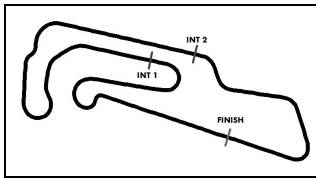
Sunday, April 15, 2018 15:45:00

Lap	Time	SE1	SP1	SE2	SP2	SE3	SP3	TSP	Lap	Time	SE1	SP1	SE2	SP2	SE3	SP3	TSP
74	Fittipaldi, ITA								theoretical besttime: 1:25.800								
1	1:33.526	38.260	177	30.317	203	24.949	178	183	11	1:26.266	31.752	175	29.938	203	24.576	178	213
2	1:27.812	31.810	174	29.766	203	26.236	118	213	12	1:26.459	31.915	174	29.873	203	24.671	179	214
3	2:06.024	40.733	116	44.066	117	41.225	112	172	13	1:26.364	31.777	175	30.003	202	24.584	179	214
4	2:07.711	47.976	122	47.628	65	32.107	177	148	14	1:26.697	31.853	176	30.040	202	24.804	180	213
5	1:26.904	32.273	176	30.009	201	24.622	180	216	15	1:27.143	31.981	175	30.292	199	24.870	180	215
6	1:26.237	31.734	175	29.890	203	24.613	179	213	16	1:27.031	32.068	175	30.101	202	24.862	177	215
7	1:25.868	31.612	175	29.834	203	24.422	179	213	17	1:26.608	31.772	176	30.076	203	24.760	177	213
8	1:25.978	31.756	176	29.780	202	24.442	177	212	18	1:26.535	31.831	174	29.968	202	24.736	178	211
9	1:26.203	31.670	176	29.818	203	24.715	178	212	19	1:26.908	31.733	175	30.247	203	24.928	179	212
10	1:26.246	31.688	175	30.058	203	24.500	179	213	20	1:27.326	31.940	172	30.415	199	24.971	177	213

80	Estner, DEU								theoretical besttime: 1:25.808								
1	1:32.355	37.404	173	30.038	201	24.913	177	175	10	1:26.432	31.763	174	29.832	201	24.837	175	210
2	1:27.468	31.733	173	29.691	202	26.044	135	211	11	1:26.273	31.742	174	29.862	200	24.669	176	209
3	2:06.142	40.279	123	44.309	138	41.554	107	181	12	1:26.301	31.666	173	29.932	200	24.703	178	210
4	2:08.168	47.087	116	48.716	64	32.365	177	133	13	1:26.372	31.691	174	29.967	202	24.714	177	211
5	1:26.405	31.900	174	29.915	201	24.590	177	211	14	1:26.850	31.874	173	30.255	200	24.721	178	210
6	1:25.999	31.587	175	29.882	200	24.530	177	211	15	1:27.385	32.117	173	30.233	197	25.035	177	211
7	1:26.273	31.676	174	29.917	201	24.680	177	212	16	1:26.501	31.810	173	29.971	200	24.720	176	208
8	1:26.346	31.791	174	29.826	201	24.729	178	210	17		31.867	175	30.218	200			209
9	1:26.130	31.646	174	29.849	200	24.635	177	211									

81	Estner, DEU								theoretical besttime: 1:26.143								
1	1:39.088	41.375	175	31.698	200	26.015	179	189	11	1:27.654	31.750	173	29.860	200	26.044	175	212
2	1:33.663	32.357	173	30.472	197	30.834	128	211	12	1:26.317	31.753	174	29.931	200	24.633	177	208
3	2:04.182	38.800	113	44.594	123	40.788	113	145	13	1:26.330	31.674	174	29.942	200	24.714	177	210
4	2:02.445	48.933	87	43.924	83	29.588	177	122	14	1:26.421	31.650	174	30.010	200	24.761	177	208
5	1:28.316	32.679	175	30.656	200	24.981	178	211	15	1:26.574	31.765	175	29.994	200	24.815	177	209
6	1:26.894	31.886	175	30.153	201	24.855	179	212	16	1:26.680	31.698	175	30.090	199	24.892	177	209
7	1:27.782	31.926	174	30.826	199	25.030	176	210	17	1:26.710	31.724	176	30.036	199	24.950	176	208
8	1:27.457	32.521	176	30.064	201	24.872	179	189	18	1:27.716	32.004	174	30.253	198	25.459	175	208
9	1:26.439	31.651	175	29.915	202	24.873	178	211	19	1:27.148	31.738	174	30.108	199	25.302	176	208
10	1:26.647	31.721	175	30.147	202	24.779	178	212	20	1:27.901	31.834	173	30.418	200	25.649	176	208

95	Beckhäuser, CZE								theoretical besttime: 1:25.840								
1	1:36.600	40.261	172	30.969	200	25.370	179	191	11	1:26.144	31.639	173	29.753	200	24.752	176	209
2	1:31.582	31.845	175	29.992	201	29.745	127	213	12	1:26.053	31.592	174	29.794	200	24.667	177	209
3	2:05.164	40.298	102	44.110	123	40.756	92	127	13	1:26.181	31.625	175	29.831	201	24.725	177	210
4	2:03.666	48.998	93	44.758	73	29.910	178	129	14	1:26.346	31.642	174	29.824	202	24.880	179	209
5	1:34.134	38.874	174	30.250	199	25.010	174	214	15	1:26.862	31.856	174	30.059	201	24.947	178	211
6	1:26.689	31.705	175	29.829	200	25.155	174	208	16	1:26.616	31.721	175	29.905	203	24.990	175	211
7	1:28.897	32.522	174	31.086	197	25.289	165	207	17	1:26.829	31.690	175	30.124	202	25.015	177	210
8	1:28.453	33.559	174	29.961	198	24.933	176	168	18	1:30.840	31.855	175	30.202	202	28.783	173	211
9	1:26.151	31.573	174	29.629	200	24.949	174	208	19	1:28.202	32.410	172	30.238	199	25.554	174	205
10	1:25.902	31.619	174	29.645	200	24.638	177	208	20	1:29.809	33.003	171	30.759	198	26.047	172	205



ADAC Formel 4

Top speed list Race 3

Provisional

DMSB Reg. Nr.: DMSB 830/18

Sunday, April 15, 2018 15:45:00



Motorsportarena Oschersleben, Length: 3667m

Air temperature: 21.98°C

Track temperature: 19.31°C

Weather condition: Dry

#	Name (NAT)	Team	Car name	Speed	Lap	Race time
22	Lucas Alecco Roy (DEU)	Van Amersfoort Racing (NLD)	ADAC Formel 4 powered by Abarth	216.86	5	7:23.791
28	Mick Wishofer (AUT)	US Racing - CHRS (DEU)	ADAC Formel 4 powered by Abarth	216.86	14	20:19.458
4	Niklas Krütten (DEU)	ADAC Berlin-Brandenburg e.V. (DEU)	ADAC Formel 4 powered by Abarth	216.43	2	1:39.756
74	Enzo Fittipaldi (ITA)	PREMA Theodore Racing	ADAC Formel 4 powered by Abarth	216.43	5	7:20.551
23	Joey Alders (NLD)	Van Amersfoort Racing (NLD)	ADAC Formel 4 powered by Abarth	216.43	5	7:21.703
30	Liam Lawson (NLD)	Van Amersfoort Racing (NLD)	ADAC Formel 4 powered by Abarth	216.00	5	7:21.871
2	Frederik Vesti (DNK)	Van Amersfoort Racing (NLD)	ADAC Formel 4 powered by Abarth	215.56	16	23:12.148
21	Charles Weerts (BEL)	Van Amersfoort Racing (NLD)	ADAC Formel 4 powered by Abarth	215.13	6	8:47.722
44	Lirim Zendeli (DEU)	US Racing - CHRS (DEU)	ADAC Formel 4 powered by Abarth	214.71	5	7:21.151
95	Tom Beckhäuser (CZE)	US Racing - CHRS (DEU)	ADAC Formel 4 powered by Abarth	214.28	5	7:22.481
69	Jesse Salmenautio (FIN)	KIC Driving Academy (FIN)	ADAC Formel 4 powered by Abarth	214.28	5	7:23.639
14	Leonardo Lorandi (ITA)	KDC Racing (ESP)	ADAC Formel 4 powered by Abarth	213.86	6	8:45.482
27	David Schumacher (DEU)	US Racing - CHRS (DEU)	ADAC Formel 4 powered by Abarth	213.01	2	1:41.001
26	Leon Köhler (DEU)	ADAC Berlin-Brandenburg e.V. (DEU)	ADAC Formel 4 powered by Abarth	213.01	5	7:21.540
5	Gianluca Petecof (ITA)	PREMA Theodore Racing	ADAC Formel 4 powered by Abarth	213.01	12	17:23.809
81	Sebastian Estner (DEU)	Neuhauser Racing Team (AUT)	ADAC Formel 4 powered by Abarth	212.59	6	8:53.177
80	Andreas Estner (DEU)	Neuhauser Racing Team (AUT)	ADAC Formel 4 powered by Abarth	212.18	7	10:12.037
10	Konsta Lappalainen (FIN)	KIC Driving Academy (FIN)	ADAC Formel 4 powered by Abarth	210.93	5	7:24.329
64	Oliver Caldwell (GBR)	PREMA Theodore Racing	ADAC Formel 4 powered by Abarth	210.93	11	15:55.508
13	Aaron Di Comberti (GBR)	KDC Racing (ESP)	ADAC Formel 4 powered by Abarth	208.89	2	1:44.452
6	Ido Cohen (ISR)	ADAC Berlin-Brandenburg e.V. (DEU)	ADAC Formel 4 powered by Abarth	192.17	1	12.552