



ADAC Formel 4

Result List Race 2

Provisional



Motorsportarena Oschersleben, Length: 3667m

Air temperature: 19.95°C

Track temperature: 18.42°C

Weather condition: Dry

DMSB Reg. Nr.: DMSB 830/18

Amended
14.4.2018 - 19:07

Saturday, April 14, 2018 16:30:00

started : 20 classified : 18 not classified : 2

Nr.	Drivers	Team	Laps	Total Time	Gap	Kph	Lap	Time	Kph
Cl.	Car	Competitor							
1	44 L.Zendeli(DEU) ADAC Formel 4 powered by Abarth	(T) US Racing - CHRSD(DEU) US Racing - CHRSD	21	30:51.326		150.2	3	1:24.808	155.6
2	2 F.Vesti(DNK) ADAC Formel 4 powered by Abarth	(T) Van Amersfoort Racing(NLD) Van Amersfoort Racing	21	30:52.434	1.108	150.2	4	1:24.846	155.5
3	74 E.Fittipaldi(ITA) ADAC Formel 4 powered by Abarth	(T) PREMA Theodore Racing PREMA Theodore Racing	21	30:53.863	2.537	150.1	4	1:24.952	155.3
4	21 C.Weerts(BEL) ADAC Formel 4 powered by Abarth	Van Amersfoort Racing(NLD) Van Amersfoort Racing	21	30:59.158	7.832	149.7	5	1:24.992	155.3
5	80 A.Estner(DEU) ADAC Formel 4 powered by Abarth	(T) Neuhauser Racing Team(AUT) Neuhauser Racing Team	21	31:01.366	10.040	149.7	5	1:25.481	154.4
6	5 G.Petecof(ITA) R ADAC Formel 4 powered by Abarth	PREMA Theodore Racing PREMA Theodore Racing	21	31:02.001	10.675	149.7	6	1:25.531	154.3
7	14 L.Lorandi(ITA) ADAC Formel 4 powered by Abarth	(T) KDC Racing(ESP) KDC Racing	21	31:02.844	11.518	149.7	5	1:25.472	154.4
8	64 O.Caldwell(GBR) ADAC Formel 4 powered by Abarth	(T) PREMA Theodore Racing PREMA Theodore Racing	21	31:02.925	11.599	149.8	6	1:25.458	154.4
9	4 N.Krütten(DEU) R ADAC Formel 4 powered by Abarth	(T) ADAC Berlin-Brandenburg e.V.(DEU) ADAC Berlin-Brandenburg e.V.	21	31:03.256	11.930	149.8	11	1:25.452	154.4
10	26 L.Köhler(DEU) R ADAC Formel 4 powered by Abarth	(T) ADAC Berlin-Brandenburg e.V.(DEU) ADAC Berlin-Brandenburg e.V.	21	31:11.651	20.325	149.4	7	1:25.678	154.0
11	23 J.Alders(NLD) R ADAC Formel 4 powered by Abarth	Van Amersfoort Racing(NLD) Van Amersfoort Racing	21	31:12.207	20.881	149.3	13	1:25.852	153.7
12	22 L.Roy(DEU) ADAC Formel 4 powered by Abarth	Van Amersfoort Racing(NLD) Van Amersfoort Racing	21	31:13.220	21.894	148.8	6	1:25.674	154.0
13	27 D.Schumacher(DEU) R ADAC Formel 4 powered by Abarth	US Racing - CHRSD(DEU) US Racing - CHRSD	21	31:15.754	24.428	149.2	11	1:25.732	153.9
14	95 T.Beckhäuser(CZE) ADAC Formel 4 powered by Abarth	US Racing - CHRSD(DEU) US Racing - CHRSD	21	31:16.846	25.520	148.7	10	1:25.757	153.9
15	69 J.Salmenautio(FIN) ADAC Formel 4 powered by Abarth	(T) KIC Driving Academy(FIN) KIC Driving Academy	21	31:17.415	26.089	149.1	7	1:26.085	153.3
16	6 I.Cohen(ISR) R ADAC Formel 4 powered by Abarth	(T) ADAC Berlin-Brandenburg e.V.(DEU) ADAC Berlin-Brandenburg e.V.	21	31:19.328	28.002	148.8	11	1:25.783	153.8
17	30 L.Lawson(NLD) ADAC Formel 4 powered by Abarth	(T) Van Amersfoort Racing(NLD) Van Amersfoort Racing	21	31:37.469	46.143	149.7	5	1:25.751	153.9
18	81 S.Estner(DEU) R ADAC Formel 4 powered by Abarth	(T) Neuhauser Racing Team(AUT) Neuhauser Racing Team	20	31:17.890	1 LAP	141.8	9	1:25.991	153.5

Not classified

13	A.Di Comberti(GBR) ADAC Formel 4 powered by Abarth	(T) KDC Racing(ESP) KDC Racing	16	24:24.706	5LAPS	145.4	10	1:25.698	154.0
28	M.Wishofer(AUT) ADAC Formel 4 powered by Abarth	(T) US Racing - CHRSD(DEU) US Racing - CHRSD							

Disqualified

10	K.Lappalainen(FIN) ADAC Formel 4 powered by Abarth	KIC Driving Academy(FIN) KIC Driving Academy							
----	---	---	--	--	--	--	--	--	--

Fastest lap of the race. Car 44 driver Lirim Zendeli on lap 3. Time 1:24.808, average speed 155.6 km/h.

Following race director decision drive through penalty in exchange a time penalty of 30 seconds for car no. 30

Following stewards decision no. 53 disqualification from race 2 for car no. 10

T = nominated for the Team Classification

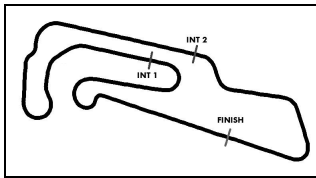
Subject to final scrutineering!

ver: 1.1

www.adac.de/motorsport

Page 1/ 2 printed: 14.4.2018 19:07





ADAC Formel 4

Result List Race 2

Provisional



Motorsportarena Oschersleben, Length: 3667m
Air temperature: 19.95°C
Track temperature: 18.42°C
Weather condition: Dry

DMSB Reg. Nr.: DMSB 830/18

Amended
14.4.2018 - 19:07

Saturday, April 14, 2018 16:30:00

started : 20 classified : 18 not classified : 2

Nr. Drivers	Team	Laps	Total Time	Gap	Kph	Lap	Time	Kph
Cl. Car	Competitor							

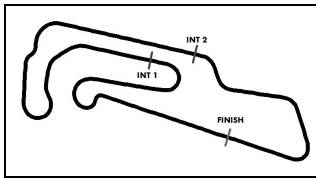
Publication time:	Clerk of the Course: Ralph Bohnhorst	Timekeeper: Steffen Ruhl
-------------------	--------------------------------------	--------------------------

ver: 1.1

www.adac.de/motorsport

Page 2/ 2 printed: 14.4.2018 19:07





ADAC Formel 4

Class Result List Race 2



Provisional

DMSB Reg. Nr.: DMSB 830/18

Saturday, April 14, 2018 16:30:00



Motorsportarena Oschersleben, Length: 3667m
 Air temperature: 19.95°C
 Track temperature: 18.42°C
 Weather condition: Dry

started : 21 classified : 19 not classified : 2

Nr. Drivers	Team	Laps	Total Time	Gap	Kph	Lap	Time	Kph
Car	Competitor							

CLASS: Rookie

Started: 7	Classified: 7	Not Classified: 0							
1 5 G.Petecof(ITA) ADAC Formel 4 powered by Abarth		PREMA Theodore Racing PREMA Theodore Racing	21	31:02.001		149.7	6	1:25.531	154.3
2 4 N.Krütten(DEU) ADAC Formel 4 powered by Abarth		ADAC Berlin-Brandenburg e.V.(DEU) ADAC Berlin-Brandenburg e.V.	21	31:03.256	1.255	149.8	11	1:25.452	154.4
3 26 L.Köhler(DEU) ADAC Formel 4 powered by Abarth		ADAC Berlin-Brandenburg e.V.(DEU) ADAC Berlin-Brandenburg e.V.	21	31:11.651	9.650	149.4	7	1:25.678	154.0
4 23 J.Alders(NLD) ADAC Formel 4 powered by Abarth		Van Amersfoort Racing(NLD) Van Amersfoort Racing	21	31:12.207	10.206	149.3	13	1:25.852	153.7
5 27 D.Schumacher(DEU) ADAC Formel 4 powered by Abarth		US Racing - CHR(S) (DEU) US Racing - CHR(S)	21	31:15.754	13.753	149.2	11	1:25.732	153.9
6 6 I.Cohen(ISR) ADAC Formel 4 powered by Abarth		ADAC Berlin-Brandenburg e.V.(DEU) ADAC Berlin-Brandenburg e.V.	21	31:19.328	17.327	148.8	11	1:25.783	153.8
7 81 S.Estner(DEU) ADAC Formel 4 powered by Abarth		Neuhauser Racing Team(AUT) Neuhauser Racing Team	20	31:17.890	1 LAP	141.8	9	1:25.991	153.5

Fastest lap of the class. Car 4 driver Niklas Krütten on lap 11. Time 1:25.452, average speed 154.4 km/h.

Following race director decision drive through penalty in exchange a time penalty of 30 seconds for car no. 30

T = nominated for the Team Classification

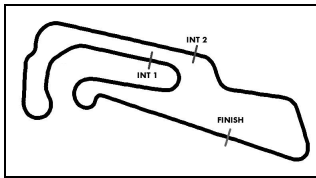
Subject to final scrutineering!		
Publication time:	Clerk of the Course: Ralph Bohnhorst	Timekeeper: Steffen Ruhl

ver: 1.0

www.adac.de/motorsport

Page 1/ 1 printed: 14.4.2018 17:08





ADAC Formel 4

Sector List Race 2

Provisional



Motorsportarena Oschersleben, Length: 3667m

Air temperature: 19.95°C

Track temperature: 18.42°C

Weather condition: Dry

DMSB Reg. Nr.: DMSB 830/18

Saturday, April 14, 2018 16:30:00

Lap	Time	SE1	SP1	SE2	SP2	SE3	SP3	TSP	Lap	Time	SE1	SP1	SE2	SP2	SE3	SP3	TSP
2 Vesti, DNK									theoretical besttime: 1:24.725								
1	1:34.755	36.993	174	29.519	205	28.243	136	176	12	1:25.542	31.673	175	29.478	204	24.391	176	207
2	2:10.306	46.428	119	54.873	50	29.005	176	137	13	1:25.503	31.595	174	29.549	204	24.359	176	208
3	1:24.977	31.579	175	29.366	204	24.032	176	207	14	1:26.375	31.685	173	29.575	203	25.115	178	208
4	1:24.846	31.382	173	29.311	204	24.153	175	207	15	1:26.516	32.168	173	29.705	205	24.643	177	211
5	1:25.086	31.418	173	29.458	205	24.210	176	208	16	1:25.969	31.825	173	29.694	204	24.450	176	209
6	1:25.054	31.420	174	29.391	204	24.243	175	207	17	1:25.898	31.697	174	29.646	204	24.555	177	208
7	1:24.949	31.485	174	29.381	203	24.083	177	207	18	1:26.005	31.679	174	29.770	204	24.556	175	208
8	1:25.070	31.472	175	29.403	204	24.195	176	207	19	1:26.132	31.692	173	29.766	204	24.674	175	207
9	1:25.228	31.569	173	29.447	204	24.212	176	207	20	1:26.226	31.692	174	29.857	203	24.677	176	207
10	1:25.169	31.501	173	29.418	204	24.250	178	207	21	1:26.859	31.945	174	29.916	203	24.998	175	207
11	1:25.969	31.839	174	29.678	204	24.452	175	210									

Lap	Time	SE1	SP1	SE2	SP2	SE3	SP3	TSP	Lap	Time	SE1	SP1	SE2	SP2	SE3	SP3	TSP
4 Krütten, DEU									theoretical besttime: 1:25.289								
1	1:41.567	39.726	176	30.592	206	31.249	116	186	12	1:25.601	31.523	176	29.530	203	24.548	177	207
2	2:07.162	46.161	113	53.174	54	27.827	179	140	13	1:25.835	31.629	175	29.645	203	24.561	177	209
3	1:26.640	32.282	175	29.850	206	24.508	178	211	14	1:25.821	31.558	175	29.578	203	24.685	178	209
4	1:26.498	32.237	175	29.846	205	24.415	180	213	15	1:25.777	31.607	175	29.668	203	24.502	177	208
5	1:25.774	31.767	176	29.583	206	24.424	178	212	16	1:25.873	31.646	175	29.674	205	24.553	178	208
6	1:25.818	31.708	176	29.715	204	24.395	177	211	17	1:25.886	31.609	175	29.756	205	24.521	177	209
7	1:27.007	31.777	177	29.809	201	25.421	177	210	18	1:25.740	31.587	175	29.621	206	24.532	178	209
8	1:26.101	32.029	175	29.706	204	24.366	179	210	19	1:26.077	31.578	176	29.883	206	24.616	180	212
9	1:25.932	31.786	175	29.644	203	24.502	179	211	20	1:26.671	31.834	176	30.079	204	24.758	179	213
10	1:25.524	31.455	175	29.553	203	24.516	178	208	21	1:26.500	31.713	177	30.070	205	24.717	179	213
11	1:25.452	31.447	175	29.476	204	24.529	176	208									

Lap	Time	SE1	SP1	SE2	SP2	SE3	SP3	TSP	Lap	Time	SE1	SP1	SE2	SP2	SE3	SP3	TSP
5 Petecof, ITA									theoretical besttime: 1:25.420								
1	1:38.822	38.623	173	30.214	202	29.985	120	180	12	1:25.853	31.712	173	29.671	203	24.470	176	205
2	2:08.569	45.896	117	53.811	52	28.862	175	147	13	1:26.052	31.658	173	29.777	202	24.617	175	206
3	1:26.065	31.829	174	29.801	203	24.435	176	209	14	1:26.284	31.736	172	29.912	201	24.636	175	206
4	1:25.682	31.536	174	29.660	201	24.486	175	207	15	1:26.096	31.703	173	29.761	203	24.632	177	207
5	1:25.649	31.645	172	29.596	201	24.408	175	207	16	1:26.573	31.809	173	30.009	202	24.755	176	209
6	1:25.531	31.590	173	29.610	201	24.331	176	206	17	1:26.421	31.840	173	29.835	203	24.746	175	207
7	1:25.576	31.586	173	29.689	201	24.301	176	206	18	1:26.527	31.833	172	29.962	202	24.732	175	205
8	1:25.568	31.614	173	29.583	202	24.371	176	206	19	1:26.578	31.863	173	29.957	203	24.758	175	206
9	1:25.694	31.566	172	29.720	201	24.408	176	205	20	1:26.534	31.801	172	29.972	201	24.761	176	206
10	1:25.714	31.590	173	29.753	200	24.371	175	205	21	1:26.470	31.786	172	30.000	202	24.684	175	206
11	1:25.743	31.623	173	29.670	201	24.450	175	207									

Lap	Time	SE1	SP1	SE2	SP2	SE3	SP3	TSP	Lap	Time	SE1	SP1	SE2	SP2	SE3	SP3	TSP
6 Cohen, ISR									theoretical besttime: 1:25.573								
1	1:45.846	40.686	177	31.326	206	33.834	95	192	12	1:25.830	31.485	175	29.761	203	24.584	177	208
2	2:05.246	46.837	102	51.669	81	26.740	177	153	13	1:26.671	31.373	175	30.285	199	25.013	176	210
3	1:26.828	32.030	176	30.039	204	24.759	177	208	14	1:26.662	31.548	174	29.829	202	25.285	176	208
4	1:26.496	31.662	175	29.719	203	25.115	180	208	15	1:26.704	31.870	177	29.942	203	24.892	174	210
5	1:27.283	32.547	175	29.920	205	24.816	178	207	16	1:32.059	36.582	173	30.440	202	25.037	177	208
6	1:26.506	31.747	175	29.887	204	24.872	178	210	17	1:26.416	31.866	174	29.734	204	24.816	175	207
7	1:26.275	31.648	175	29.852	204	24.775	177	211	18	1:26.206	31.623	173	29.807	203	24.776	176	206
8	1:26.486	31.795	174	29.997	205	24.694	177	208	19	1:26.391	31.640	175	29.616	204	25.135	176	207
9	1:27.430	31.564	176	30.923	202	24.943	177	210	20	1:26.139	31.536	174	29.849	203	24.754	177	206
10	1:25.989	31.533	175	29.839	204	24.617	177	209	21	1:26.082	31.468	175	29.823	203	24.791	177	208
11	1:25.783	31.406	174	29.717	203	24.660	177	208									

Lap	Time	SE1	SP1	SE2	SP2	SE3	SP3	TSP	Lap	Time	SE1	SP1	SE2	SP2	SE3	SP3	TSP
10 Lappalainen, FIN									theoretical besttime: 1:25.234								
1	1:37.090	38.132	172	29.917	203	29.041	133	179	12	1:26.000	31.860	173	29.576	201	24.564	174	203
2	2:09.566	45.836	130	54.685	52	29.045	175	124	13	1:26.061	31.699	172	29.723	200	24.639	173	204
3	1:25.932	31.776	173	29.548	201	24.608	175	205	14	1:26.140	31.780	172	29.800	201	24.560	175	205
4	1:25.399	31.546	172	29.465	202	24.388	175	205	15	1:26.346	31.916	172	29.815	201	24.615	174	205
5	1:25.342	31.567	173	29.438	202	24.337	176	205	16	1:26.388	31.851	172	29.899	202	24.638	175	206
6	1:25.294	31.543	173	29.380	202	24.371	175	205	17	1:26.342	31.928	173	29.786	201	24.628	173	204
7	1:25.624	31.640	174	29.522	200	24.462	175	206	18	1:26.546	31.935	171	29.920	201	24.691	174	203
8	1:25.553	31.642	173	29.600	201	24.311	173	204	19	1:26.448	31.878	172	29.948	200	24.622	175	204





ADAC Formel 4

Sector List Race 2

Provisional



Motorsportarena Oschersleben, Length: 3667m

Air temperature: 19.95°C

Track temperature: 18.42°C

Weather condition: Dry

DMSB Reg. Nr.: DMSB 830/18

Saturday, April 14, 2018 16:30:00

Lap	Time	SE1	SP1	SE2	SP2	SE3	SP3	TSP	Lap	Time	SE1	SP1	SE2	SP2	SE3	SP3	TSP
9	1:25.839	31.681	173	29.642	200	24.516	175	204	20	1:26.447	31.868	173	29.881	202	24.698	175	204
10	1:25.813	31.678	174	29.666	201	24.469	175	204	21	1:26.636	31.924	173	29.980	201	24.732	176	206
11	1:26.008	31.724	172	29.679	200	24.605	174	204									

13 Di Comberti, GBR

theoretical besttime: 1:25.651

1	1:43.106	40.150	174	30.900	204	32.056	110	191	9	1:26.804	31.629	174	30.394	200	24.781	176	209
2	2:06.583	46.033	118	53.001	57	27.549	177	143	10	1:25.698	31.676	174	29.573	201	24.449	176	205
3	1:27.061	32.556	172	29.857	203	24.648	176	208	11	1:25.947	31.696	174	29.627	201	24.624	176	207
4	1:27.411	31.825	175	30.092	198	25.494	174	209	12	1:26.395	31.849	174	29.758	201	24.788	175	205
5	1:26.749	32.281	173	29.873	202	24.595	176	205	13	1:26.255	31.761	172	29.752	201	24.742	175	206
6	1:26.593	31.833	176	29.922	203	24.838	175	208	14	1:26.492	31.796	174	29.813	201	24.883	176	207
7	1:26.175	31.742	174	29.634	202	24.799	175	208	15	1:26.666	31.882	173	29.939	203	24.845	177	207
8	1:26.794	32.068	173	30.102	203	24.624	176	206	16	1:49.977	31.737	173	30.086	206	48.154	55	208

14 Lorandi, ITA

theoretical besttime: 1:25.262

1	1:39.509	38.944	173	30.269	204	30.296	118	185	12	1:25.686	31.535	174	29.685	205	24.466	177	207
2	2:08.187	46.011	121	53.490	55	28.686	178	150	13	1:26.067	31.570	175	29.855	203	24.642	176	211
3	1:26.452	31.880	176	29.831	203	24.741	176	210	14	1:26.120	31.594	174	29.765	205	24.761	175	210
4	1:25.720	31.795	174	29.598	202	24.327	178	208	15	1:26.215	31.738	175	29.869	203	24.608	177	209
5	1:25.472	31.550	174	29.611	203	24.311	176	207	16	1:26.423	31.733	173	30.020	205	24.670	178	210
6	1:25.695	31.490	172	29.670	203	24.535	177	208	17	1:26.483	31.854	175	29.963	202	24.666	176	210
7	1:25.494	31.509	175	29.575	203	24.410	178	208	18	1:26.527	31.879	173	29.998	204	24.650	177	208
8	1:25.585	31.381	175	29.681	204	24.523	176	209	19	1:26.596	31.791	174	29.954	203	24.851	176	211
9	1:25.622	31.439	173	29.699	204	24.484	177	208	20	1:26.371	31.803	175	29.856	205	24.712	177	210
10	1:25.713	31.376	173	29.757	204	24.580	176	209	21	1:26.996	31.826	175	30.012	204	25.158	177	213
11	1:25.911	31.652	175	29.803	203	24.456	176	210									

21 Weerts, BEL

theoretical besttime: 1:24.928

1	1:35.661	37.849	173	29.657	205	28.155	139	177	12	1:25.918	31.619	175	29.731	203	24.568	176	206
2	2:10.402	46.414	117	54.920	50	29.068	175	129	13	1:26.394	31.673	173	29.831	202	24.890	171	208
3	1:25.563	31.872	174	29.377	204	24.314	176	208	14	1:26.547	31.932	172	29.850	202	24.765	175	206
4	1:25.004	31.483	173	29.338	204	24.183	177	208	15	1:26.498	31.809	174	29.856	203	24.833	173	206
5	1:24.992	31.455	174	29.372	205	24.165	176	208	16	1:26.379	31.785	173	29.829	203	24.765	175	207
6	1:25.073	31.448	174	29.445	204	24.180	176	208	17	1:26.275	31.778	174	29.816	203	24.681	175	207
7	1:25.346	31.540	174	29.432	204	24.374	177	208	18	1:26.645	31.870	174	29.930	203	24.845	175	207
8	1:25.193	31.446	175	29.506	204	24.241	177	208	19	1:27.007	31.889	174	30.168	203	24.950	175	207
9	1:25.434	31.425	175	29.612	204	24.397	177	209	20	1:26.730	31.920	173	30.053	202	24.757	176	206
10	1:25.572	31.446	175	29.585	204	24.541	176	208	21	1:26.835	31.873	174	29.980	203	24.982	175	207
11	1:25.690	31.499	175	29.675	203	24.516	176	208									

22 Roy, DEU

theoretical besttime: 1:25.637

1	1:40.008	39.238	174	30.339	203	30.431	116	185	12	1:26.032	31.912	174	29.642	201	24.478	176	206
2	2:08.342	46.517	103	53.056	53	28.769	174	147	13	1:26.056	31.833	172	29.641	201	24.582	175	208
3	1:26.666	32.332	172	29.739	204	24.595	176	203	14	1:26.247	31.822	172	29.679	201	24.746	174	209
4	1:26.472	32.294	173	29.713	204	24.465	176	206	15	1:26.315	31.924	174	29.701	201	24.690	174	206
5	1:25.805	31.793	173	29.563	202	24.449	175	207	16	1:26.351	31.877	171	29.773	201	24.701	175	206
6	1:25.674	31.830	173	29.400	203	24.444	173	207	17	1:27.053	31.948	173	29.734	201	25.371	176	207
7	1:27.189	31.898	174	30.099	197	25.192	175	204	18	1:27.059	32.339	169	29.800	203	24.920	174	206
8	1:26.196	32.050	173	29.566	201	24.580	175	204	19	1:26.560	32.008	173	29.817	202	24.735	177	206
9	1:26.694	32.541	173	29.661	204	24.492	177	204	20	1:26.729	32.088	173	29.806	202	24.835	176	206
10	1:26.039	31.907	174	29.583	203	24.549	176	208	21	1:29.771	32.187	171	30.116	196	27.468	175	207
11	1:25.962	31.812	173	29.652	201	24.498	175	206									

23 Alders, NLD

theoretical besttime: 1:25.585

1	1:43.816	40.192	168	30.956	208	32.668	96	184	12	1:25.976	31.773	176	29.579	205	24.624	178	208
2	2:06.058	46.099	105	52.872	61	27.087	179	150	13	1:25.852	31.662	176	29.682	204	24.508	178	210
3	1:26.470	32.254	175	29.480	206	24.736	178	213	14	1:26.070	31.723	175	29.740	204	24.607	178	211
4	1:26.538	31.740	175	30.171	205	24.627	178	211	15	1:26.179	31.649	175	29.738	206	24.792	178	208
5	1:25.866	31.597	175	29.535	206	24.734	178	211	16	1:26.457	31.920	175	29.900	205	24.637	178	210
6	1:26.042	31.608	175	29.586	204	24.848	178	210	17	1:26.400	31.822	175	29.856	205	24.722	178	209
7	1:26.661	31.683	175	29.568	203	25.410	177	212	18	1:26.828	31.975	176	29.991	205	24.862	177	208

ver: 1.0

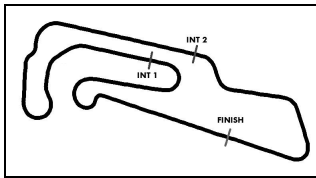
www.adac.de/motorsport

Page 2/ 5 printed: 14.4.2018 17:08



Premium-Serienpartner





ADAC Formel 4

Sector List Race 2

Provisional



Motorsportarena Oschersleben, Length: 3667m

Air temperature: 19.95°C

Track temperature: 18.42°C

Weather condition: Dry

DMSB Reg. Nr.: DMSB 830/18

Saturday, April 14, 2018 16:30:00

Lap	Time	SE1	SP1	SE2	SP2	SE3	SP3	TSP	Lap	Time	SE1	SP1	SE2	SP2	SE3	SP3	TSP
8	1:26.578	32.026	176	29.766	205	24.786	177	206	19	1:26.727	31.846	176	29.899	206	24.982	178	211
9	1:26.795	31.803	175	30.226	204	24.766	177	208	20	1:27.466	32.294	177	30.125	204	25.047	178	210
10	1:26.063	31.743	174	29.702	204	24.618	177	210	21	1:27.402	31.975	175	30.010	203	25.417	178	210
11	1:25.963	31.691	175	29.656	205	24.616	177	210									

26 Köhler, DEU

theoretical besttime: 1:25.611

1	1:45.398	40.546	173	31.281	204	33.571	88	188	12	1:26.205	31.833	176	29.723	204	24.649	176	209
2	2:05.053	46.775	100	51.497	74	26.781	177	148	13	1:26.113	31.706	174	29.793	203	24.614	177	209
3	1:26.814	32.103	174	30.287	204	24.424	177	210	14	1:26.028	31.779	174	29.715	203	24.534	177	210
4	1:26.997	31.780	175	30.036	201	25.181	178	212	15	1:26.013	31.714	174	29.616	204	24.683	177	208
5	1:26.345	31.857	172	29.669	201	24.819	174	209	16	1:26.299	31.716	174	29.896	204	24.687	177	210
6	1:26.082	31.975	174	29.653	203	24.454	176	206	17	1:26.296	31.751	175	29.823	203	24.722	177	209
7	1:25.678	31.605	174	29.582	203	24.491	177	207	18	1:26.795	31.938	174	30.091	204	24.766	177	209
8	1:25.991	31.728	175	29.639	205	24.624	177	208	19	1:26.621	31.865	175	29.963	203	24.793	178	210
9	1:26.735	31.767	176	30.292	203	24.676	178	209	20	1:26.372	31.848	174	29.794	204	24.730	177	210
10	1:26.201	31.747	175	29.864	204	24.590	177	212	21	1:27.652	31.930	175	29.880	203	25.842	175	210
11	1:25.963	31.683	175	29.649	205	24.631	177	210									

27 Schumacher, DEU

theoretical besttime: 1:25.464

1	1:46.429	41.010	176	31.206	205	34.213	104	198	12	1:25.807	31.580	175	29.643	204	24.584	177	208
2	2:04.940	46.896	110	51.368	84	26.676	176	151	13	1:26.414	31.472	174	29.732	199	25.210	176	210
3	1:26.837	31.972	177	30.094	204	24.771	178	210	14	1:26.151	31.669	175	29.588	204	24.894	175	210
4	1:26.390	31.755	175	29.547	206	25.088	179	210	15	1:25.816	31.674	174	29.578	204	24.564	178	206
5	1:26.634	32.057	175	29.934	204	24.643	176	213	16	1:28.121	31.848	174	30.103	206	26.170	177	211
6	1:26.638	31.860	175	29.848	204	24.930	177	208	17	1:26.568	31.661	173	29.943	202	24.964	175	210
7	1:25.954	31.616	175	29.635	205	24.703	177	210	18	1:26.643	31.983	173	29.736	202	24.924	173	206
8	1:26.116	31.949	172	29.722	202	24.445	175	209	19	1:26.089	31.912	173	29.692	202	24.485	175	206
9	1:28.955	31.672	174	32.414	198	24.869	178	207	20	1:26.462	31.788	174	29.721	203	24.953	175	206
10	1:26.125	31.808	175	29.737	203	24.580	176	212	21	1:26.933	31.793	175	29.887	202	25.253	175	207
11	1:25.732	31.509	174	29.632	203	24.591	177	208									

28 Wishofer, AUT

theoretical besttime:

1								191									
---	--	--	--	--	--	--	--	------------	--	--	--	--	--	--	--	--	--

30 Lawson, NLD

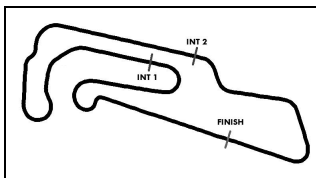
theoretical besttime: 1:25.319

1	1:44.887	40.409	175	31.019	207	33.459	91	194	12	1:26.179	31.826	176	29.653	207	24.700	177	210
2	2:05.204	45.754	108	52.579	65	26.871	179	141	13	1:25.854	31.684	174	29.795	205	24.375	180	213
3	1:26.925	32.262	176	30.059	204	24.604	177	211	14	1:26.006	31.833	174	29.695	204	24.478	177	209
4	1:26.234	31.671	177	30.004	203	24.559	178	210	15	1:26.206	31.803	173	29.797	205	24.606	177	209
5	1:25.751	31.377	176	29.702	206	24.672	177	210	16	1:26.240	31.925	174	29.760	204	24.555	177	210
6	1:25.900	31.635	175	29.567	206	24.698	179	210	17	1:26.509	31.852	175	29.857	206	24.800	175	210
7	1:26.350	31.859	175	29.631	205	24.860	175	213	18	1:26.029	31.767	174	29.696	203	24.566	175	206
8	1:26.117	31.780	175	29.742	206	24.595	178	207	19	1:25.943	31.703	174	29.688	204	24.552	176	207
9	1:26.803	32.064	175	30.051	205	24.688	178	208	20	1:26.060	31.664	173	29.806	203	24.590	176	207
10	1:25.755	31.502	175	29.770	205	24.483	179	210	21	1:26.541	31.818	173	29.910	203	24.813	171	208
11	1:25.976	31.638	175	29.698	207	24.640	176	211									

44 Zendeli, DEU

theoretical besttime: 1:24.661

1	1:34.258	36.553	173	29.603	203	28.102	135	172	12	1:25.343	31.566	174	29.354	203	24.423	175	205
2	2:10.339	46.081	124	55.351	49	28.907	175	142	13	1:25.442	31.479	173	29.469	202	24.494	175	206
3	1:24.808	31.329	173	29.297	203	24.182	175	204	14	1:26.852	31.507	173	29.468	202	25.877	176	206
4	1:24.920	31.408	173	29.203	203	24.309	176	205	15	1:26.372	31.947	173	29.789	199	24.636	175	206
5	1:25.068	31.276	173	29.304	204	24.488	175	206	16	1:25.716	31.609	173	29.585	202	24.522	175	205
6	1:24.931	31.356	173	29.209	203	24.366	175	205	17	1:25.700	31.599	172	29.569	202	24.532	175	205
7	1:24.988	31.363	174	29.308	202	24.317	176	206	18	1:25.926	31.645	172	29.704	201	24.577	174	205
8	1:25.037	31.465	174	29.242	203	24.330	176	205	19	1:25.898	31.597	173	29.569	202	24.732	174	204
9	1:24.985	31.430	173	29.254	203	24.301	176	206	20	1:26.025	31.673	173	29.684	201	24.668	174	204
10	1:25.844	31.355	174	29.209	204	25.280	176	206	21	1:27.052	31.919	172	29.819	201	25.314	172	204
11	1:25.822	31.786	173	29.632	202	24.404	175	206									



ADAC Formel 4

Sector List Race 2

Provisional



Motorsportarena Oschersleben, Length: 3667m

Air temperature: 19.95°C

Track temperature: 18.42°C

Weather condition: Dry

DMSB Reg. Nr.: DMSB 830/18

Saturday, April 14, 2018 16:30:00

Lap	Time	SE1	SP1	SE2	SP2	SE3	SP3	TSP	Lap	Time	SE1	SP1	SE2	SP2	SE3	SP3	TSP
64	Caldwell, GBR								theoretical besttime: 1:25.169								
1	1:40.629	39.273	171	30.677	206	30.679	120	184	12	1:25.820	31.624	175	29.819	205	24.377	177	211
2	2:07.889	46.364	111	53.062	55	28.463	178	151	13	1:25.982	31.541	175	29.799	206	24.642	177	211
3	1:25.814	31.594	175	29.725	206	24.495	178	210	14	1:26.120	31.609	175	29.937	205	24.574	177	211
4	1:25.951	31.891	174	29.565	206	24.495	177	211	15	1:26.294	31.636	176	30.007	205	24.651	178	211
5	1:25.500	31.313	177	29.856	205	24.331	178	210	16	1:26.387	31.726	175	30.137	203	24.524	179	211
6	1:25.458	31.351	175	29.752	205	24.355	178	210	17	1:26.412	31.675	176	30.158	206	24.579	177	212
7	1:25.613	31.580	175	29.742	206	24.291	178	214	18	1:26.619	31.723	175	30.226	204	24.670	176	211
8	1:25.567	31.447	178	29.767	205	24.353	178	211	19	1:26.436	31.706	175	29.944	206	24.786	177	210
9	1:25.560	31.383	177	29.825	206	24.352	179	212	20	1:26.579	31.791	175	29.955	205	24.833	178	212
10	1:25.681	31.465	175	29.805	205	24.411	179	213	21	1:26.555	31.668	175	30.054	204	24.833	180	213
11	1:26.059	31.734	174	29.902	205	24.423	177	213									

Lap	Time	SE1	SP1	SE2	SP2	SE3	SP3	TSP	Lap	Time	SE1	SP1	SE2	SP2	SE3	SP3	TSP
69	Salmenautio, FIN								theoretical besttime: 1:25.988								
1	1:47.471	41.400	174	31.216	203	34.855	109	190	12	1:26.311	31.758	173	29.823	203	24.730	174	207
2	2:04.233	46.747	111	51.132	90	26.354	177	159	13	1:26.277	31.666	174	29.857	202	24.754	170	206
3	1:27.087	32.140	175	30.110	202	24.837	176	210	14	1:26.622	31.897	173	29.945	202	24.780	174	205
4	1:26.416	31.712	173	29.977	202	24.727	176	208	15	1:26.210	31.737	174	29.884	201	24.589	176	205
5	1:26.882	32.087	175	30.143	202	24.652	177	210	16	1:26.688	31.795	174	29.901	203	24.992	177	207
6	1:26.643	32.147	172	29.791	202	24.705	176	208	17	1:27.066	31.960	175	30.050	204	25.056	175	206
7	1:26.085	31.656	175	29.837	204	24.592	179	209	18	1:26.777	31.890	175	29.942	203	24.945	176	207
8	1:26.434	31.826	176	29.908	204	24.700	178	210	19	1:26.578	31.816	174	29.985	203	24.777	177	209
9	1:27.446	31.772	174	30.685	201	24.989	177	211	20	1:26.398	31.724	173	29.925	202	24.749	176	208
10	1:26.782	31.626	175	30.337	194	24.819	177	208	21	1:26.837	31.837	175	29.997	203	25.003	177	209
11	1:26.172	31.608	174	29.873	202	24.691	174	208									

Lap	Time	SE1	SP1	SE2	SP2	SE3	SP3	TSP	Lap	Time	SE1	SP1	SE2	SP2	SE3	SP3	TSP
74	Fittipaldi, ITA								theoretical besttime: 1:24.855								
1	1:35.171	37.340	174	29.698	205	28.133	136	173	12	1:25.432	31.517	175	29.647	203	24.268	177	207
2	2:10.459	46.419	117	54.837	50	29.203	176	136	13	1:25.608	31.475	175	29.759	204	24.374	176	208
3	1:25.136	31.653	174	29.410	204	24.073	177	207	14	1:25.737	31.579	173	29.698	202	24.460	178	209
4	1:24.952	31.372	174	29.499	203	24.081	177	209	15	1:26.539	31.882	175	30.059	203	24.598	176	209
5	1:25.131	31.387	174	29.598	204	24.146	177	208	16	1:26.165	31.677	175	29.960	203	24.528	177	209
6	1:25.044	31.414	174	29.521	204	24.109	177	208	17	1:26.209	31.698	176	29.878	203	24.633	177	209
7	1:25.333	31.534	174	29.650	202	24.149	177	208	18	1:26.259	31.716	173	29.917	204	24.626	175	207
8	1:25.451	31.535	175	29.625	202	24.291	175	207	19	1:26.377	31.797	174	30.005	202	24.575	175	207
9	1:25.247	31.531	173	29.492	204	24.224	176	207	20	1:26.498	31.770	173	30.037	203	24.691	176	208
10	1:25.302	31.497	174	29.489	204	24.316	175	208	21	1:26.408	31.814	173	29.966	204	24.628	177	208
11	1:25.405	31.473	175	29.610	203	24.322	176	208									

Lap	Time	SE1	SP1	SE2	SP2	SE3	SP3	TSP	Lap	Time	SE1	SP1	SE2	SP2	SE3	SP3	TSP
80	Estner, DEU								theoretical besttime: 1:25.292								
1	1:38.071	38.273	175	30.119	205	29.679	126	181	12	1:26.094	31.742	174	29.780	203	24.572	175	208
2	2:08.858	45.862	116	54.063	51	28.933	175	137	13	1:25.958	31.619	172	29.809	203	24.530	176	208
3	1:25.906	31.851	173	29.580	203	24.475	176	208	14	1:26.363	31.592	174	30.027	203	24.744	176	209
4	1:25.549	31.657	174	29.528	203	24.364	177	209	15	1:26.354	31.661	175	29.899	204	24.794	176	207
5	1:25.481	31.603	173	29.484	203	24.394	176	208	16	1:26.266	31.698	171	29.891	204	24.677	177	208
6	1:25.619	31.572	172	29.514	203	24.533	174	207	17	1:26.446	31.785	174	29.996	203	24.665	176	208
7	1:25.497	31.450	173	29.478	202	24.569	175	206	18	1:26.407	31.779	172	29.992	203	24.636	176	207
8	1:25.496	31.558	174	29.568	203	24.370	176	206	19	1:26.441	31.850	172	29.960	204	24.631	176	208
9	1:25.833	31.606	174	29.648	202	24.579	175	207	20	1:26.560	31.882	173	29.937	204	24.741	176	209
10	1:25.559	31.483	173	29.606	203	24.470	176	207	21	1:26.682	31.925	173	30.041	203	24.716	176	208
11	1:25.926	31.620	173	29.755	204	24.551	176	208									

Lap	Time	SE1	SP1	SE2	SP2	SE3	SP3	TSP	Lap	Time	SE1	SP1	SE2	SP2	SE3	SP3	TSP
81	Estner, DEU								theoretical besttime: 1:25.860								
1	1:49.693	41.809	173	31.195	203	36.689	102	188	11	1:26.004	31.665	173	29.771	203	24.568	176	206
2	2:24.652	46.602	114	50.118	90	47.932	54	139	12	1:26.073	31.611	174	29.796	203	24.666	176	208
3	2:16.256	1:19.133	166	31.328	196	25.795	173		13	1:26.132	31.720	174	29.683	203	24.729	175	208
4	1:32.228	32.579	171	30.187	200	29.462	70	203	14	1:26.704	31.880	174	29.979	203	24.845	177	209
5	1:39.000	43.456	172	30.458	201	25.086	174	85	15	1:26.855	31.661	173	29.923	202	25.271	177	209
6	1:26.525	31.974	173	29.942	202	24.609	176	205	16	1:26.441	31.725	175	29.905	203	24.811	176	208
7	1:26.257	31.726	174	29.786	201	24.745	176	206	17	1:26.765	31.903	173	29.934	203	24.928	177	209
8	1:26.311	31.822	172	29.828	201	24.661	176	206	18	1:26.765	31.750	175	30.076	203	24.939	177	210
9	1:25.991	31.609	173	29.787	203	24.595	176	206	19	1:26.366	31.735	175	29.952	203	24.679	177	208

ver: 1.0

www.adac.de/motorsport

Page 4/ 5 printed: 14.4.2018 17:08





ADAC Formel 4

Sector List Race 2

Provisional



Motorsportarena Oschersleben, Length: 3667m

Air temperature: 19.95°C

Track temperature: 18.42°C

Weather condition: Dry

DMSB Reg. Nr.: DMSB 830/18

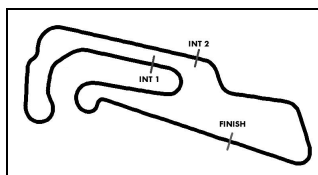
Saturday, April 14, 2018 16:30:00

Lap	Time	SE1	SP1	SE2	SP2	SE3	SP3	TSP	Lap	Time	SE1	SP1	SE2	SP2	SE3	SP3	TSP
10	1:26.161	31.719	173	29.846	202	24.596	175	207	20	1:26.711	31.669	175	30.057	203	24.985	177	210

95 Beckhäuser, CZE

theoretical besttime: 1:25.446

1	1:42.447	40.083	171	30.592	205	31.772	108	185	12	1:26.191	31.629	174	29.891	203	24.671	176	208
2	2:06.914	46.059	112	53.036	58	27.819	175	133	13	1:25.986	31.430	174	29.865	203	24.691	175	208
3	1:26.540	32.079	174	29.881	204	24.580	176	206	14	1:29.550	34.406	173	30.351	202	24.793	176	206
4	1:26.573	32.046	172	29.924	203	24.603	176	209	15	1:26.889	31.777	173	30.119	203	24.993	175	206
5	1:25.905	31.628	174	29.658	203	24.619	176	208	16	1:28.562	32.064	172	30.112	202	26.386	174	206
6	1:26.176	31.521	174	29.726	201	24.929	175	207	17	1:27.455	32.466	173	30.048	203	24.941	175	204
7	1:26.162	31.506	174	29.558	201	25.098	177	207	18	1:26.893	32.060	173	29.999	202	24.834	174	207
8	1:26.297	32.048	175	29.789	204	24.460	177	209	19	1:26.452	31.702	173	29.965	202	24.785	175	206
9	1:26.781	32.327	172	29.905	202	24.549	177	207	20	1:26.367	31.677	173	29.843	203	24.847	175	206
10	1:25.757	31.428	175	29.819	203	24.510	177	208	21	1:26.849	31.735	173	30.083	202	25.031	175	206
11	1:26.100	31.701	174	29.852	203	24.547	176	209									



ADAC Formel 4

Top speed list Race 2

Provisional



Motorsportarena Oschersleben, Length: 3667m

Air temperature: 19.95°C

Track temperature: 18.42°C

Weather condition: Dry

DMSB Reg. Nr.: DMSB 830/18

Saturday, April 14, 2018 16:30:00

#	Name (NAT)	Team	Car name	Speed	Lap	Race time
64	Oliver Caldwell (GBR)	PREMA Theodore Racing	ADAC Formel 4 powered by Abarth	214.28	7	9:36.714
4	Niklas Krütten (DEU)	ADAC Berlin-Brandenburg e.V. (DEU)	ADAC Formel 4 powered by Abarth	213.86	20	28:15.531
30	Liam Lawson (NLD)	Van Amersfoort Racing (NLD)	ADAC Formel 4 powered by Abarth	213.43	7	9:40.336
14	Leonardo Lorandi (ITA)	KDC Racing (ESP)	ADAC Formel 4 powered by Abarth	213.43	21	29:41.347
23	Joey Alders (NLD)	Van Amersfoort Racing (NLD)	ADAC Formel 4 powered by Abarth	213.01	3	3:55.337
27	David Schumacher (DEU)	US Racing - CHRS (DEU)	ADAC Formel 4 powered by Abarth	213.01	5	6:50.063
26	Leon Köhler (DEU)	ADAC Berlin-Brandenburg e.V. (DEU)	ADAC Formel 4 powered by Abarth	212.18	4	5:22.768
2	Frederik Vesti (DNK)	Van Amersfoort Racing (NLD)	ADAC Formel 4 powered by Abarth	211.76	15	20:54.321
6	Ido Cohen (ISR)	ADAC Berlin-Brandenburg e.V. (DEU)	ADAC Formel 4 powered by Abarth	211.35	7	9:43.718
69	Jesse Salmenautio (FIN)	KIC Driving Academy (FIN)	ADAC Formel 4 powered by Abarth	211.35	9	12:36.768
81	Sebastian Estner (DEU)	Neuhauser Racing Team (AUT)	ADAC Formel 4 powered by Abarth	210.52	18	27:03.568
80	Andreas Estner (DEU)	Neuhauser Racing Team (AUT)	ADAC Formel 4 powered by Abarth	209.70	4	5:18.384
21	Charles Weerts (BEL)	Van Amersfoort Racing (NLD)	ADAC Formel 4 powered by Abarth	209.70	9	12:22.768
13	Aaron Di Comberti (GBR)	KDC Racing (ESP)	ADAC Formel 4 powered by Abarth	209.70	9	12:36.039
74	Enzo Fittipaldi (ITA)	PREMA Theodore Racing	ADAC Formel 4 powered by Abarth	209.70	14	19:29.235
22	Lucas Alecco Roy (DEU)	Van Amersfoort Racing (NLD)	ADAC Formel 4 powered by Abarth	209.70	14	19:42.729
5	Gianluca Petecof (ITA)	PREMA Theodore Racing	ADAC Formel 4 powered by Abarth	209.30	3	3:52.969
95	Tom Beckhäuser (CZE)	US Racing - CHRS (DEU)	ADAC Formel 4 powered by Abarth	209.30	4	5:21.461
44	Lirim Zendeli (DEU)	US Racing - CHRS (DEU)	ADAC Formel 4 powered by Abarth	206.89	15	20:54.241
10	Konsta Lappalainen (FIN)	KIC Driving Academy (FIN)	ADAC Formel 4 powered by Abarth	206.10	7	9:34.264
28	Mick Wishofer (AUT)	US Racing - CHRS (DEU)	ADAC Formel 4 powered by Abarth	191.82	1	12.872