

ADAC GT Masters

Result List Race 1



Provisional

Motorsportarena Oschersleben, Length: 3667m

Air temperature: 19.44°C

Track temperature: 22.45°C

Weather condition: Dry

DMSB Reg. Nr.: DMSB 801/18

Amended
14.4.2018 - 18:24

Saturday, April 14, 2018 13:15:00

started : 32 classified : 31 not classified : 1

	Drivers	Team	Car	Laps	Total Time	Gap	Kph	Lap	Time	Kph
1	5 M.Hofer(AUT)(J)/P.Ellis(GBR)	Phoenix Racing(DEU)	Audi R8 LMS	39	59:04.124		145.1	4	1:25.390	154.5
2	28 S.van der Linde(ZAF)(J)/K.van der Linde(ZAF)	MontaplastbyLand-Motorsport(DEU)	Audi R8 LMS	39	59:06.487	2.363	145.1	7	1:25.839	153.7
3	42 M.Jensen(DEN)(J)/T.Scheider(DEU)	BMW Team Schnitzer(DEU)	BMW M6 GT3	39	59:07.048	2.924	145.1	2	1:26.386	152.8
4	21 L.Stolz(DEU)(J)/S.Asch(DEU)	TeamZAKSPEEDBKKMobilOilRacing	Mercedes-AMG GT3	39	59:07.425	3.301	145.2	4	1:26.029	153.4
5	99 R.Renaier(DEU)/M.Jaminet(FRA)	Precote Herberth Motorsport(DEU)	Porsche 911 GT3 R	39	59:08.130	4.006	145.2	8	1:26.283	152.9
6	48 I.Dontje(NLD)/M.Buhk(DEU)	MANN-FILTER Team HTP Motorsport(D	Mercedes-AMG GT3	39	59:08.551	4.427	145.1	3	1:26.198	153.1
7	33 F.Salaquarda(CZE)/F.Stippler(DEU)	Team ISR(CZE)	Audi R8 LMS	39	59:10.217	6.093	145.1	4	1:26.628	152.3
8	26 J.Schmidt(CHE)(J)/J.Green(GBR)	BWT Mücke Motorsport(DEU)	Audi R8 LMS	39	59:10.801	6.677	145.0	4	1:26.131	153.2
9	47 M.Pommer(DEU)/M.Götz(DEU)	MANN-FILTER Team HTP Motorsport(D	Mercedes-AMG GT3	39	59:11.528	7.404	145.1	19	1:26.594	152.4
10	6 O.Tunjo(COL)(J)/J.Dennis(GBR)	Phoenix Racing(DEU)	Audi R8 LMS	39	59:11.589	7.465	145.0	2	1:26.631	152.3
11	25 R.Feller(CHE)(J)/C.Haase(DEU)	BWT Mücke Motorsport(DEU)	Audi R8 LMS	39	59:12.661	8.537	145.1	37	1:26.555	152.5
12	3 N.Rogivue(CHE)(J)/F.Vervisch(BEL)	Aust Motorsport(DEU)	Audi R8 LMS	39	59:14.393	10.269	145.0	21	1:26.646	152.3
13	17 T.Bernhard(DEU)/K.Estre(FRA)	KÜS TEAM75 Bernhard(DEU)	Porsche 911 GT3 R	39	59:14.898	10.774	144.9	34	1:26.698	152.2
14	24 M.Ortmann(DEU)(J)/M.Winkelhock(DEU)	BWT Mücke Motorsport(DEU)	Audi R8 LMS	39	59:18.088	13.964	144.9	21	1:26.583	152.4
15	43 D.Marschall(DEU)(J)/V.Bouveng(SWE)(J)	BMW Team Schnitzer(DEU)	BMW M6 GT3	39	59:19.183	15.059	144.8	12	1:27.224	151.3
16	7 D.Schwager(DEU)/L.Ludwig(DEU)	HB Racing(AUT)	Ferrari 488 GT3	39	59:19.703	15.579	144.9	5	1:26.839	152.0
17	84 P.Assenheimer(DEU)/C.Schmid(DEU)	AutoArenA Motorsport(DEU)	Mercedes-AMG GT3	39	59:20.253	16.129	144.9	16	1:26.568	152.4
18	29 A.Picariello(BEL)(J)/C.Mies(DEU)	MontaplastbyLand-Motorsport(DEU)	Audi R8 LMS	39	59:20.571	16.447	144.8	22	1:26.960	151.8
19	1 M.Kirchhöfer(DEU)/D.Keilwitz(DEU)	Callaway Competition(DEU)	Corvette C7 GT3	39	59:21.036	16.912	145.6	3	1:25.890	153.6
20	12 F.Spengler(DEU)/D.Vanthoor(BEL)	EFP by TECE(DEU)	Audi R8 LMS	39	59:21.456	17.332	144.9	19	1:26.877	151.9
21	20 K.Schramm(DEU)(J)/N.Sylvest(DNK)(J)	TeamZAKSPEEDBKKMobilOilRacing	Mercedes-AMG GT3	39	59:23.622	19.498	144.7	10	1:27.038	151.6
22	69 J.Slooten(NLD)(T)/L.Luhr(DEU)	IronForce by RING POLICE(DEU)	Porsche 911 GT3 R	39	59:24.045	19.921	144.8	21	1:26.901	151.9
23	8 C.Friedrich(DEU)(J)/L.Arnold(DEU)	Car Collection Motorsport(DEU)	Mercedes-AMG GT3	39	59:24.640	20.516	144.8	21	1:27.245	151.3
24	13 C.Hürtgen(DEU)(T)/S.Barth(DEU)(T)	RWT Racing(AUT)	Corvette C7 GT3	39	59:25.703	21.579	144.7	20	1:26.824	152.0
25	18 A.de Leener(BEL)/K.Bachler(AUT)	KÜS TEAM75 Bernhard(DEU)	Porsche 911 GT3 R	39	59:27.808	23.684	144.5	21	1:27.245	151.3
26	11 E.Erhart(DEU)/P.Kaffer(DEU)	EFP by TECE(DEU)	Audi R8 LMS	39	59:28.719	24.595	144.6	21	1:26.803	152.0
27	35 J.Judek(DEU)(J)/J.Eriksson(SWE)	Team Rosberg(DEU)	Lamborghini Huracan GT3	39	59:29.283	25.159	144.6	28	1:27.132	151.5
28	50 P.Geipel(DEU)/R.Frey(CHE)	YACO Racing	Audi R8 LMS	39	59:31.388	27.264	144.4	12	1:27.331	151.1
29	53 M.Beretta(ITA)(J)/A.Vainio(FIN)(J)	Team Rosberg(DEU)	Lamborghini Huracan GT3	39	59:37.066	32.942	144.2	11	1:27.643	150.6
30	4 R.Lips(CHE)(T)/M.Hackländer(DEU)	Aust Motorsport(DEU)	Audi R8 LMS	39	59:43.531	39.407	144.0	37	1:28.128	149.7
31	14 C.Zöchling(AUT)/J.Klingmann(DEU)	MRS GT-Racing(DEU)	BMW M6 GT3	39	59:53.181	49.057	143.3	10	1:26.920	151.8

Not classified

9	C.Dreyspring(DEU)(J)/G.Maggi(CHE)(J)	Honda Team Schubert Motorsport(DEU)	Honda NSX GT3	21	31:02.325	18 LAPS	149.4	3	1:27.039	151.6
---	--------------------------------------	-------------------------------------	---------------	----	-----------	---------	-------	---	----------	-------

Disqualified

63	M.Bortolotti(ITA)/A.Caldarelli(ITA)	ORANGE1 by GRT Grasser(AUT)	Lamborghini Huracan GT3
19	E.Perez Companc(ARG)(J)/F.Perera(FRA)	GRT Grasser-Racing-Team(AUT)	Lamborghini Huracan GT3
82	R.Ineichen(CHE)(T)/C.Engelhart(DEU)	GRT Grasser-Racing-Team(AUT)	Lamborghini Huracan GT3

Fastest lap of the race. Car 63 driver Mirko Bortolotti on lap 4. Time 1:25.306, average speed 154.7 km/h.

Following stewards decision no. 49, 50, 51 disqualification from Race 1 for car no. 19, 63, 82

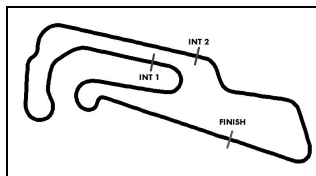
Subject to final scrutineering!		
Publication time:	Clerk of the Course: Ralph Bohnhorst	Timekeeper: Steffen Ruhl

ver: 1.1

www.adac.de/motorsport

Page 1/ 1 printed: 14.4.2018 18:24





ADAC GT Masters



Sector List Race 1

Provisional

Motorsportarena Oschersleben, Length: 3667m

Air temperature: 19.44°C

Track temperature: 22.45°C

Weather condition: Dry

DMSB Reg. Nr.: DMSB 801/18

Saturday, April 14, 2018 13:15:00

Lap	Time	SE1	SP1	SE2	SP2	SE3	SP3	TSP	Lap	Time	SE1	SP1	SE2	SP2	SE3	SP3	TSP
1 Kirchhöfer, DEU / Keilwitz, DEU									theoretical besttime: 1:25.704								
1	1:55.723	58.892	165	31.389	222	25.442	193		21	1:44.454	31.374	191	30.250	226	42.830	58	238
2	1:26.205	31.338	191	29.940	224	24.927	194	234	22	2:36.057	1:40.106	190	30.557	225	25.394	196	
3	1:25.890	31.117	191	29.784	225	24.989	194	236	23	1:31.313	31.690	191	32.358	180	27.265	193	237
4	1:25.916	31.229	190	29.880	225	24.807	195	235	24	1:33.704	33.417	186	31.485	225	28.802	127	226
5	1:26.389	31.113	191	30.007	226	25.269	193	235	25	1:56.158	42.665	107	46.602	172	26.891	194	142
6	1:26.846	31.316	191	30.411	226	25.119	196	235	26	1:27.387	31.605	191	30.449	227	25.333	196	238
7	1:26.425	31.269	191	30.057	226	25.099	196	237	27	1:27.142	31.386	191	30.415	227	25.341	196	239
8	1:28.877	31.594	192	31.730	227	25.553	194	238	28	1:27.678	31.495	190	30.302	228	25.881	197	239
9	1:26.398	31.349	191	30.023	227	25.026	195	239	29	1:27.679	31.754	192	30.390	229	25.535	196	240
10	1:27.050	31.584	191	30.244	227	25.222	196	240	30	1:27.745	31.447	191	30.554	230	25.744	196	240
11	1:28.139	31.840	192	30.519	227	25.780	193	241	31	1:28.608	32.224	191	30.666	231	25.718	196	239
12	1:27.129	31.399	192	30.518	226	25.212	196	236	32	1:28.127	31.723	191	30.776	229	25.628	197	241
13	1:26.476	31.211	192	30.140	226	25.125	196	238	33	1:28.769	31.913	191	31.041	214	25.815	196	241
14	1:28.275	31.849	192	30.500	226	25.926	196	240	34	1:28.020	31.761	192	30.618	229	25.641	195	241
15	1:27.024	31.486	192	30.181	226	25.357	195	237	35	1:27.930	31.746	190	30.685	228	25.499	196	240
16	1:27.739	31.719	189	30.686	226	25.334	194	239	36	1:27.671	31.538	191	30.604	229	25.529	194	239
17	1:26.227	31.228	191	29.924	226	25.075	195	237	37	1:28.233	31.618	192	30.930	227	25.685	194	240
18	1:28.265	31.356	191	30.391	227	26.518	192	237	38	1:27.734	31.456	190	30.649	229	25.629	196	240
19	1:26.993	31.283	189	30.353	225	25.357	194	237	39	1:27.762	31.416	192	30.534	229	25.812	194	239
20	1:26.879	31.378	191	30.243	226	25.258	195	237									

Lap	Time	SE1	SP1	SE2	SP2	SE3	SP3	TSP	Lap	Time	SE1	SP1	SE2	SP2	SE3	SP3	TSP
3 Rogivue, CHE / Vervisch, BEL									theoretical besttime: 1:26.399								
1	1:36.769	38.144	185	32.255	221	26.370	190	230	21	1:26.646	31.367	187	30.068	222	25.211	189	234
2	1:28.229	32.135	186	30.767	221	25.327	190	234	22	1:27.411	31.809	184	30.540	222	25.062	191	233
3	1:27.617	31.782	186	30.347	221	25.488	190	234	23	1:30.438	31.626	187	32.270	209	26.542	174	234
4	1:27.945	32.020	184	30.529	220	25.396	189	233	24	1:35.928	33.901	178	31.509	165	30.518	110	189
5	1:27.805	31.786	185	30.860	221	25.159	190	233	25	1:58.339	43.098	114	47.761	109	27.480	189	137
6	1:27.462	31.682	186	30.610	220	25.170	190	233	26	1:28.773	32.035	186	31.223	221	25.515	190	234
7	1:27.259	31.793	185	30.416	221	25.050	191	233	27	1:27.605	31.696	186	30.421	224	25.488	192	234
8	1:27.451	31.696	186	30.548	220	25.207	191	234	28	1:28.088	32.135	185	30.560	224	25.393	191	235
9	1:26.966	31.554	186	30.194	221	25.218	191	235	29	1:27.685	31.670	186	30.591	223	25.424	191	235
10	1:27.201	31.630	186	30.328	221	25.243	190	233	30	1:27.494	31.891	183	30.458	223	25.145	191	236
11	1:27.313	31.663	186	30.320	220	25.330	189	234	31	1:27.234	31.495	187	30.424	220	25.315	191	235
12	1:29.050	31.652	186	31.982	220	25.416	190	234	32	1:27.541	31.689	186	30.470	224	25.382	191	235
13	1:27.857	31.838	186	30.562	221	25.457	190	232	33	1:28.723	31.988	187	31.156	223	25.579	190	235
14	1:27.591	31.728	185	30.520	221	25.343	190	233	34	1:28.126	31.797	186	30.695	224	25.634	191	234
15	1:27.635	31.751	185	30.548	221	25.336	189	233	35	1:28.298	32.025	185	30.669	224	25.604	190	234
16	1:27.599	31.763	185	30.534	221	25.302	191	233	36	1:28.065	31.957	185	30.531	223	25.577	190	235
17	1:45.426	31.900	186	30.760	219	42.766	58	234	37	1:27.367	31.830	187	30.287	224	25.250	191	234
18	2:35.745	1:40.148	185	30.428	221	25.169	190		38	1:27.107	31.611	186	30.250	225	25.246	190	235
19	1:26.727	31.584	186	30.179	222	24.964	190	233	39	1:27.127	31.589	187	30.283	223	25.255	190	234
20	1:26.751	31.522	185	30.120	222	25.109	190	233									

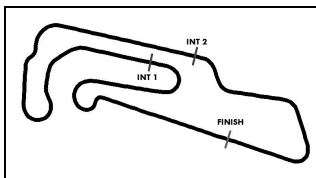
Lap	Time	SE1	SP1	SE2	SP2	SE3	SP3	TSP	Lap	Time	SE1	SP1	SE2	SP2	SE3	SP3	TSP
4 Lips, CHE / Hackländer, DEU									theoretical besttime: 1:27.927								
1	1:41.757	42.553	183	32.797	219	26.407	189	218	21	1:28.807	32.237	184	30.922	218	25.648	187	230
2	1:30.349	32.655	183	31.542	219	26.152	188	232	22	1:29.069	31.969	184	31.514	217	25.586	188	230
3	1:29.714	32.471	183	31.112	216	26.131	186	231	23	1:30.791	32.833	183	32.042	217	25.916	188	219
4	1:29.198	32.389	183	30.967	217	25.842	188	229	24	1:30.188	32.512	184	31.699	218	25.977	188	229
5	1:29.409	32.143	185	30.959	217	26.307	187	230	25	1:30.063	32.743	183	31.468	210	25.852	189	228
6	1:29.625	32.387	184	31.260	217	25.978	188	230	26	1:30.066	32.975	184	31.277	219	25.814	187	230
7	1:29.478	32.338	184	31.173	217	25.967	187	229	27	1:28.890	32.192	183	31.020	219	25.678	189	230
8	1:29.689	32.552	182	31.123	217	26.014	188	228	28	1:28.862	32.111	185	31.100	219	25.651	189	230
9	1:30.132	32.467	184	31.422	216	26.243	187	230	29	1:28.723	32.046	185	30.990	219	25.687	188	230
10	1:30.069	32.622	183	31.447	216	26.000	187	229	30	1:28.782	32.197	184	30.985	219	25.600	188	230
11	1:29.688	32.481	183	31.210	215	25.997	186	228	31	1:28.964	32.357	183	30.961	219	25.646	188	230
12	1:29.359	32.456	184	31.032	216	25.871	188	228	32	1:28.874	32.201	184	31.011	219	25.662	187	230
13	1:29.811	32.503	183	31.256	216	26.052	188	229	33	1:28.737	32.265	184	30.890	219	25.582	189	229
14	1:29.507	32.428	183	31.068	217	26.011	188	229	34	1:28.952	32.286	184	30.980	219	25.686	188	229
15	1:47.595	32.367	183	31.356	215	43.872	57	228	35	1:28.834	32.121	184	30.879	219	25.834	188	229
16	2:39.306	1:41.739	181	31.081	217	26.486	187		36	1:28.394	32.023	185	30.672	220	25.699	187	229
17	1:29.582	32.555	184	31.119	219	25.908	187	227	37	1:28.128	31.932	185	30.607	219	25.589	189	230
18	1:29.741	32.693	184	31.230	218	25.818	187	228	38	1:28.134	31.906	184	30.715	220	25.513	188	230
19	1:29.179	32.392	184	31.101	217	25.686	188	228	39	1:28.291	32.251	182	30.626	220	25.414	188	229

ver: 1.0

www.adac.de/motorsport

Page 1/ 13 printed: 14.4.2018 14:17





ADAC GT Masters



Sector List Race 1

Provisional

Motorsportarena Oschersleben, Length: 3667m

Air temperature: 19.44°C

Track temperature: 22.45°C

Weather condition: Dry

DMSB Reg. Nr.: DMSB 801/18

Saturday, April 14, 2018 13:15:00

Lap	Time	SE1	SP1	SE2	SP2	SE3	SP3	TSP	Lap	Time	SE1	SP1	SE2	SP2	SE3	SP3	TSP
20	1:28.794	32.360	184	30.795	218	25.639	188	229									

5 Hofer, AUT / Ellis, GBR

theoretical besttime: 1:25.359

1	1:28.761	33.586	186	30.037	222	25.138	190	224	21	1:44.261	31.650	187	30.237	221	42.374	58	231
2	1:25.687	31.093	187	29.764	224	24.830	192	233	22	2:37.914	1:41.536	188	30.945	223	25.433	192	
3	1:25.451	31.064	188	29.583	223	24.804	192	234	23	1:29.160	31.925	186	30.861	223	26.374	182	235
4	1:25.390	31.022	186	29.614	224	24.754	191	234	24	1:57.144	37.995	127	44.598	146	34.551	153	192
5	1:25.703	31.043	187	29.785	223	24.875	191	233	25	2:03.663	42.064	124	48.324	96	33.275	190	178
6	1:26.137	31.121	187	30.173	224	24.843	192	233	26	1:27.639	32.064	186	30.561	224	25.014	193	233
7	1:26.172	31.227	187	29.961	223	24.984	191	233	27	1:27.196	31.600	187	30.367	225	25.229	192	234
8	1:26.049	31.223	187	29.896	224	24.930	191	233	28	1:27.811	31.867	186	30.537	225	25.407	191	234
9	1:26.226	31.268	187	29.966	223	24.992	192	234	29	1:27.316	31.691	187	30.316	225	25.309	192	234
10	1:26.272	31.277	187	30.014	222	24.981	191	235	30	1:27.326	31.515	187	30.280	225	25.531	192	234
11	1:27.205	31.354	186	30.715	223	25.136	191	234	31	1:27.563	31.730	187	30.459	224	25.374	193	234
12	1:26.437	31.367	187	29.987	223	25.083	191	235	32	1:27.357	31.635	188	30.471	225	25.251	193	234
13	1:26.285	31.245	188	30.051	223	24.989	192	233	33	1:27.227	31.578	187	30.257	225	25.392	192	234
14	1:26.266	31.256	187	30.000	223	25.010	192	234	34	1:27.422	31.732	188	30.315	225	25.375	190	235
15	1:26.397	31.413	187	30.023	222	24.961	191	234	35	1:27.612	31.844	188	30.403	225	25.365	191	233
16	1:26.129	31.264	187	29.941	223	24.924	192	233	36	1:27.668	31.643	188	30.581	224	25.444	191	233
17	1:26.305	31.290	187	30.022	223	24.993	191	234	37	1:27.262	31.594	188	30.303	225	25.365	192	233
18	1:26.624	31.425	187	30.217	223	24.982	192	233	38	1:28.031	31.863	187	30.542	226	25.626	191	235
19	1:26.547	31.387	186	30.041	223	25.119	191	234	39	1:27.851	31.718	188	30.500	225	25.633	191	234
20	1:26.658	31.401	186	29.992	223	25.265	190	234									

6 Tunjo, COL / Dennis, GBR

theoretical besttime: 1:26.418

1	1:32.399	35.893	184	31.195	223	25.311	191	230	21	1:27.047	31.619	188	30.337	224	25.091	193	233
2	1:26.631	31.338	190	30.351	225	24.942	193	236	22	1:27.883	32.126	182	30.451	224	25.306	192	237
3	1:29.896	31.443	188	32.575	158	25.878	193	236	23	1:31.048	31.515	187	31.254	195	28.279	166	236
4	1:27.402	31.723	189	30.572	225	25.107	190	236	24	1:38.424	33.457	187	32.850	181	32.117	91	181
5	1:27.004	31.372	188	30.499	225	25.133	190	234	25	1:58.765	43.135	132	47.281	83	28.349	193	129
6	1:27.061	31.558	189	30.550	224	24.953	191	234	26	1:28.305	31.735	191	31.152	224	25.418	195	238
7	1:27.394	31.465	189	30.777	224	25.152	191	235	27	1:27.783	31.701	187	30.478	225	25.604	192	237
8	1:27.126	31.512	188	30.474	225	25.140	191	235	28	1:27.800	31.675	188	30.584	225	25.541	192	237
9	1:26.907	31.462	188	30.441	224	25.004	192	236	29	1:27.752	31.826	189	30.543	225	25.383	194	237
10	1:27.203	31.543	188	30.434	224	25.226	191	235	30	1:27.640	31.867	188	30.504	225	25.269	194	239
11	1:27.110	31.411	188	30.554	223	25.145	191	235	31	1:28.228	31.913	186	30.554	225	25.761	192	238
12	1:27.279	31.527	188	30.572	224	25.180	191	236	32	1:27.693	31.642	189	30.524	226	25.527	195	236
13	1:27.272	31.558	189	30.519	224	25.195	192	234	33	1:27.602	31.980	189	30.503	225	25.119	193	238
14	1:27.215	31.488	189	30.545	224	25.182	192	235	34	1:26.925	31.407	189	30.379	224	25.139	192	236
15	1:27.171	31.465	188	30.398	223	25.308	191	236	35	1:27.584	31.476	189	30.554	225	25.554	193	237
16	1:45.060	31.584	189	30.753	224	42.723	58	235	36	1:27.574	31.916	188	30.355	225	25.303	193	237
17	2:39.169	1:42.757	187	30.499	224	25.913	189		37	1:27.582	31.656	189	30.546	225	25.380	194	238
18	1:27.246	31.640	188	30.348	225	25.258	193	234	38	1:27.830	31.782	189	30.636	225	25.412	193	239
19	1:26.790	31.601	188	30.138	225	25.051	193	236	39	1:27.642	31.779	188	30.325	226	25.538	192	237
20	1:27.147	31.603	188	30.392	223	25.152	192	237									

7 Schwager, DEU / Ludwig, DEU

theoretical besttime: 1:26.505

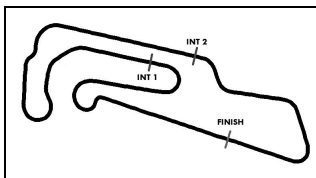
1	1:39.700	40.843	177	32.273	222	26.584	189	230	21	2:36.659	1:41.036	187	30.434	222	25.189	190	
2	1:28.702	32.553	186	30.663	223	25.486	192	236	22	1:27.181	31.602	186	30.392	222	25.187	191	232
3	1:27.964	31.832	187	30.499	222	25.633	192	234	23	1:30.622	31.534	188	32.366	218	26.722	190	231
4	1:27.708	31.931	188	30.318	223	25.459	190	231	24	1:36.095	33.596	186	31.957	220	30.542	124	203
5	1:26.839	31.573	186	30.068	223	25.198	190	233	25	1:57.864	43.053	143	47.369	107	27.442	189	171
6	1:28.377	32.550	183	30.490	222	25.337	191	235	26	1:27.832	31.954	187	30.448	221	25.430	192	231
7	1:26.925	31.605	184	30.272	224	25.048	191	233	27	1:27.779	31.757	188	30.669	223	25.353	191	233
8	1:27.075	31.418	186	30.446	222	25.211	191	233	28	1:28.180	31.690	186	31.162	223	25.328	192	233
9	1:27.225	31.645	189	30.223	223	25.357	192	235	29	1:27.436	31.609	187	30.574	223	25.253	191	232
10	1:27.143	31.664	189	30.365	220	25.114	191	233	30	1:28.810	31.814	189	31.322	221	25.674	192	233
11	1:27.362	31.525	185	30.721	221	25.116	191	234	31	1:28.473	32.148	188	30.663	223	25.662	191	237
12	1:27.494	31.562	186	30.455	221	25.477	190	232	32	1:28.198	31.915	188	30.886	221	25.397	192	235
13	1:28.197	32.012	186	30.818	222	25.367	192	233	33	1:28.611	31.812	188	31.429	223	25.370	191	234
14	1:27.628	31.922	183	30.466	219	25.240	191	237	34	1:27.798	31.786	187	30.614	220	25.398	191	232
15	1:27.190	31.504	187	30.367	223	25.319	192	234	35	1:27.882	31.680	188	30.679	222	25.523	189	232
16	1:27.660	31.745	185	30.595	220	25.320	191	236	36	1:27.577	31.643	186	30.508	223	25.426	190	232
17	1:26.921	31.599	187	30.092	220	25.230	191	232	37	1:27.812	31.759	189	30.627	223	25.426	190	232

ver: 1.0

www.adac.de/motorsport

Page 2/ 13 printed: 14.4.2018 14:17





ADAC GT Masters



Sector List Race 1

Provisional

Motorsportarena Oschersleben, Length: 3667m

Air temperature: 19.44°C

Track temperature: 22.45°C

Weather condition: Dry

DMSB Reg. Nr.: DMSB 801/18

Saturday, April 14, 2018 13:15:00

Lap	Time	SE1	SP1	SE2	SP2	SE3	SP3	TSP	Lap	Time	SE1	SP1	SE2	SP2	SE3	SP3	TSP
18	1:26.946	31.389	187	30.263	222	25.294	191	231	38	1:27.795	31.782	186	30.577	223	25.436	191	233
19	1:27.267	31.559	187	30.494	223	25.214	191	233	39	1:28.445	31.877	187	31.163	222	25.405	191	234
20	1:44.331	31.658	187	30.390	223	42.283	59	234									

8 Friedrich, DEU / Arnold, DEU

theoretical besttime: 1:27.130

1	1:40.523	41.422	187	32.471	220	26.630	192	231	21	1:27.245	31.622	188	30.402	221	25.221	191	231
2	1:29.569	32.836	185	31.150	221	25.583	192	232	22	1:27.341	31.585	186	30.432	222	25.324	190	231
3	1:28.446	32.082	185	30.706	221	25.658	192	233	23	1:29.502	31.694	187	31.618	221	26.190	190	230
4	1:28.385	32.017	187	30.741	221	25.627	191	233	24	1:33.565	32.224	161	32.431	218	28.910	119	231
5	1:28.038	31.984	185	30.500	222	25.554	191	233	25	1:55.989	42.953	94	46.840	141	26.196	188	114
6	1:28.248	31.882	188	30.796	219	25.570	191	233	26	1:27.894	31.927	188	30.523	222	25.444	191	230
7	1:27.940	31.894	186	30.611	221	25.435	192	232	27	1:27.615	31.614	187	30.574	224	25.427	192	233
8	1:28.574	32.262	187	30.668	222	25.644	191	232	28	1:27.802	31.584	188	30.501	224	25.717	192	233
9	1:27.986	31.967	188	30.585	222	25.434	191	234	29	1:27.737	31.741	188	30.437	223	25.559	191	234
10	1:27.716	31.812	187	30.469	221	25.435	191	232	30	1:27.764	31.562	189	30.534	223	25.668	191	233
11	1:28.411	31.873	187	30.576	221	25.962	185	232	31	1:27.833	31.693	188	30.632	223	25.508	191	234
12	1:28.445	32.076	187	30.671	222	25.698	191	227	32	1:27.923	31.552	187	30.600	224	25.771	191	233
13	1:28.104	32.366	187	30.445	220	25.293	189	232	33	1:27.986	31.532	188	30.559	224	25.895	191	233
14	1:27.546	31.781	187	30.438	220	25.327	191	230	34	1:28.112	31.670	188	30.857	223	25.585	191	232
15	1:27.343	31.648	186	30.455	220	25.240	190	233	35	1:28.419	31.782	188	30.756	222	25.881	191	231
16	1:27.481	31.703	185	30.484	220	25.294	190	232	36	1:28.183	31.949	189	30.830	223	25.404	190	230
17	1:27.669	31.783	186	30.457	220	25.429	190	232	37	1:28.562	32.226	187	30.845	224	25.491	190	231
18	1:44.509	31.596	187	30.377	222	42.536	58	231	38	1:27.900	31.654	188	30.579	224	25.667	190	231
19	2:37.048	1:40.834	187	30.697	220	25.517	190		39	1:27.542	31.583	188	30.407	222	25.552	191	232
20	1:27.745	31.758	187	30.489	221	25.498	190	232									

9 Dreyspring, DEU / Maggi, CHE

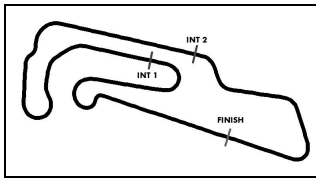
theoretical besttime: 1:27.009

1	1:36.178	37.551	187	32.278	221	26.349	194	234	12	1:27.370	31.698	188	30.270	223	25.402	190	234
2	1:28.110	31.773	188	31.111	224	25.226	195	235	13	1:27.233	31.675	188	30.274	224	25.284	191	233
3	1:27.039	31.599	188	30.191	223	25.249	191	236	14	1:27.617	31.747	188	30.387	223	25.483	191	235
4	1:27.492	31.695	187	30.435	224	25.362	194	235	15	1:27.517	31.592	187	30.466	223	25.459	191	235
5	1:27.527	31.881	189	30.310	225	25.336	190	233	16	1:27.358	31.682	188	30.376	223	25.300	193	235
6	1:27.529	31.796	188	30.396	223	25.337	193	235	17	1:27.481	31.671	188	30.421	223	25.389	189	234
7	1:27.568	31.737	188	30.505	223	25.326	195	234	18	1:27.339	31.632	189	30.337	223	25.370	194	235
8	1:27.532	31.728	190	30.453	224	25.351	191	236	19	1:27.499	31.739	188	30.328	224	25.432	193	235
9	1:27.265	31.600	188	30.349	223	25.316	194	235	20	1:27.339	31.651	188	30.303	220	25.385	191	233
10	1:27.425	31.839	187	30.336	223	25.250	195	235	21	1:44.724	31.687	189	30.294	223	42.743	58	234
11	1:27.183	31.655	188	30.255	222	25.273	189	236	22		1:42.414	182					

11 Erhart, DEU / Kaffer, DEU

theoretical besttime: 1:26.722

1	1:40.212	41.133	183	32.601	221	26.478	191	225	21	1:26.803	31.386	187	30.224	220	25.193	191	234
2	1:29.515	32.552	187	31.419	221	25.544	190	232	22	1:27.130	31.457	186	30.358	223	25.315	190	234
3	1:28.475	31.818	185	31.018	220	25.639	189	234	23	1:32.180	33.218	182	32.416	179	26.546	189	233
4	1:28.422	31.943	186	30.830	221	25.649	189	234	24	1:30.955	32.783	185	31.639	208	26.533	162	227
5	1:27.868	31.648	186	30.745	221	25.475	190	233	25	1:52.260	40.034	115	46.165	130	26.061	188	132
6	1:28.349	31.664	187	31.056	221	25.629	191	234	26	1:27.852	31.870	187	30.837	222	25.145	191	232
7	1:28.137	31.738	186	30.762	220	25.637	188	234	27	1:27.258	31.428	188	30.313	224	25.517	191	234
8	1:28.357	31.996	184	30.762	222	25.599	190	233	28	1:27.126	31.609	187	30.325	223	25.192	191	235
9	1:27.829				221	25.412	191	234	29	1:27.654	31.592	188	30.627	223	25.435	190	236
10	1:27.758	31.882	185	30.561	222	25.315	191	234	30	1:27.854	31.717	188	30.527	223	25.610	188	235
11	1:28.029	31.868	186	30.558	221	25.603	188	234	31	1:28.089	31.659	187	30.666	223	25.764	190	234
12	1:29.177	31.956	185	30.804	221	26.417	190	232	32	1:27.742	31.790	188	30.550	223	25.402	190	235
13	1:30.030	33.179	184	31.003	220	25.848	188	233	33	1:27.502	31.667	188	30.398	223	25.437	190	234
14	1:28.905	32.445	186	30.933	220	25.527	190	233	34	1:28.342	31.792	188	30.798	223	25.752	190	235
15	1:28.766	32.177	185	31.002	220	25.587	189	234	35	1:28.199	32.004	187	30.609	222	25.586	190	234
16	1:46.098	32.328	184	31.077	219	42.693	59	232	36	1:29.269	32.279	187	31.126	223	25.864	190	235
17	2:40.322	1:43.431	183	31.417	220	25.474	189		37	1:28.190	31.861	188	30.690	221	25.639	190	234
18	1:27.757	32.047	186	30.550	221	25.160	190	232	38	1:28.013	31.816	187	30.510	224	25.687	190	234
19	1:26.922	31.431	187	30.318	220	25.173	189	232	39	1:28.544	32.015	186	30.782	222	25.747	191	234
20	1:26.829	31.464	186	30.253	220	25.112	190	233									



ADAC GT Masters



Sector List Race 1

Provisional

Motorsportarena Oschersleben, Length: 3667m

Air temperature: 19.44°C

Track temperature: 22.45°C

Weather condition: Dry

DMSB Reg. Nr.: DMSB 801/18

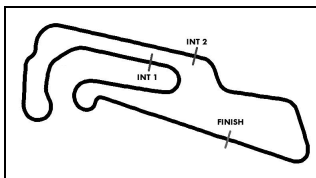
Saturday, April 14, 2018 13:15:00

Lap	Time	SE1	SP1	SE2	SP2	SE3	SP3	TSP	Lap	Time	SE1	SP1	SE2	SP2	SE3	SP3	TSP
12 Spengler, DEU / Vanthoor, BEL									theoretical besttime: 1:26.565								
1	1:39.932	40.929	179	32.481	221	26.522	191	224	21	1:27.328	31.330	188	30.321	222	25.677	191	235
2	1:29.343	32.617	186	31.258	220	25.468	191	234	22	1:27.863	31.816	188	30.650	223	25.397	192	235
3	1:28.419	31.828	185	31.057	221	25.534	191	235	23	1:31.256	31.717	188	32.027	180	27.512	191	235
4	1:28.406	31.923	184	31.028	219	25.455	189	234	24	1:34.345	33.113	159	32.312	222	28.920	115	234
5	1:27.718	31.635	185	30.643	222	25.440	190	235	25	1:55.540	42.932	96	46.915	153	25.693	191	109
6	1:28.496	31.744	185	31.265	220	25.487	190	234	26	1:27.608	31.555	189	30.556	222	25.497	192	234
7	1:27.662	31.709	184	30.407	223	25.546	190	235	27	1:27.266	31.621	187	30.159	225	25.486	192	236
8	1:27.998	31.760	185	30.553	222	25.685	191	234	28	1:27.786	31.856	186	30.555	224	25.375	192	236
9	1:28.586	32.049	188	30.947	221	25.590	190	235	29	1:27.710	32.053	185	30.361	224	25.296	191	236
10	1:27.855	31.728	185	30.707	221	25.420	190	235	30	1:27.505	31.724	187	30.436	225	25.345	192	237
11	1:27.699	31.658	187	30.525	221	25.516	189	235	31	1:28.197	32.165	186	30.549	225	25.483	193	237
12	1:27.399	31.552	186	30.548	221	25.299	190	233	32	1:27.410	31.735	186	30.385	225	25.290	191	238
13	1:27.676	31.656	186	30.595	220	25.425	191	234	33	1:28.479	31.629	188	30.733	224	26.117	191	236
14	1:28.492	31.915	186	30.643	219	25.934	190	236	34	1:27.997	31.825	189	30.611	224	25.561	191	235
15	1:44.735	32.080	187	30.495	222	42.160	59	233	35	1:27.572	31.781	189	30.639	224	25.152	192	236
16	2:37.119	1:41.765	186	30.198	221	25.156	190		36	1:27.780	31.588	188	30.740	224	25.452	190	236
17	1:27.569	31.401	187	30.175	224	25.993	188	233	37	1:28.143	31.583	188	30.840	224	25.720	192	236
18	1:27.173	31.676	185	30.237	223	25.260	191	234	38	1:27.725	31.593	188	30.390	227	25.742	192	238
19	1:26.877	31.431	188	30.370	223	25.076	191	235	39	1:27.847	31.581	188	30.479	224	25.787	190	236
20	1:26.945	31.558	188	30.253	223	25.134	190	235									

Lap	Time	SE1	SP1	SE2	SP2	SE3	SP3	TSP	Lap	Time	SE1	SP1	SE2	SP2	SE3	SP3	TSP
13 Hürtgen, DEU / Barth, DEU									theoretical besttime: 1:26.725								
1	1:41.057	41.505	189	33.195	223	26.357	197	231	21	1:27.070	31.476	193	30.325	225	25.269	194	235
2	1:29.340	32.584	188	31.173	224	25.583	195	237	22	1:28.177	31.579	191	31.050	226	25.548	197	239
3	1:28.554	31.938	190	30.997	224	25.619	195	235	23	1:31.770	32.978	188	32.255	220	26.537	194	240
4	1:28.272	31.908	190	30.810	229	25.554	193	240	24	1:30.861	33.146	189	31.613	225	26.102	189	225
5	1:28.052	31.863	189	30.829	226	25.360	196	232	25	1:52.046	39.584	101	46.140	121	26.322	196	127
6	1:28.224	31.880	189	30.699	223	25.645	193	242	26	1:28.123	32.033	194	30.834	225	25.256	195	239
7	1:28.069	31.989	188	30.682	231	25.398	196	230	27	1:27.058	31.555	192	30.171	232	25.332	197	237
8	1:28.515	32.339	189	30.554	232	25.622	194	236	28	1:27.522	31.525	192	30.521	223	25.476	197	241
9	1:28.050	31.849	193	30.637	225	25.564	193	237	29	1:28.175	31.764	193	30.599	228	25.812	196	240
10	1:28.644	32.558	189	30.625	228	25.461	196	236	30	1:27.555	31.688	192	30.432	231	25.435	194	241
11	1:27.619	31.605	192	30.377	226	25.637	192	234	31	1:28.565	31.697	192	31.379	227	25.489	194	237
12	1:28.257	31.801	192	30.824	232	25.632	196	238	32	1:27.415	31.682	192	30.376	225	25.357	195	237
13	1:29.749	32.798	185	31.014	229	25.937	196	241	33	1:27.820	31.654	192	30.460	226	25.706	195	237
14	1:29.019	32.399	191	30.940	226	25.680	194	237	34	1:28.377	31.689	194	31.107	228	25.581	197	238
15	1:28.671	31.961	193	31.038	231	25.672	197	237	35	1:28.292	31.859	191	30.744	228	25.689	196	238
16	1:46.606	32.202	195	31.232	225	43.172	58	238	36	1:28.412	32.207	193	30.797	222	25.408	197	240
17	2:36.957	1:40.998	189	30.478	224	25.481	193		37	1:27.455	31.599	194	30.487	227	25.369	195	240
18	1:27.787	31.734	192	30.325	219	25.728	195	235	38	1:27.763	31.662	192	30.635	228	25.466	197	239
19	1:27.160	31.679	190	30.235	224	25.246	196	235	39	1:27.821	31.721	191	30.618	221	25.482	195	238
20	1:26.824	31.542	191	30.204	225	25.078	196	235									

Lap	Time	SE1	SP1	SE2	SP2	SE3	SP3	TSP	Lap	Time	SE1	SP1	SE2	SP2	SE3	SP3	TSP
14 Zöchling, AUT / Klingmann, DEU									theoretical besttime: 1:26.680								
1	1:34.482	36.791	186	32.017	220	25.674	192	217	21	1:43.881	31.809	187	30.362	222	41.710	59	234
2	1:27.383	32.051	186	30.202	223	25.130	193	233	22	2:37.261	1:41.123	186	30.607	222	25.531	191	
3	1:27.553	31.779	185	30.103	224	25.671	190	234	23	1:28.877	31.934	188	31.078	221	25.865	190	233
4	1:27.296	31.676	188	30.545	223	25.075	191	233	24	1:41.670	32.450	186	36.316	162	32.904	100	232
5	1:27.087	31.620	187	30.390	223	25.077	192	233	25	1:59.483	43.086	133	47.227	81	29.170	192	158
6	1:27.105	31.544	188	30.361	223	25.200	191	233	26	1:28.634	32.309	183	30.708	224	25.617	192	234
7	1:27.294	31.502	186	30.581	223	25.211	191	233	27	1:27.904	31.898	186	30.465	225	25.541	192	235
8	1:27.233	31.637	187	30.438	224	25.158	191	234	28	1:27.784	31.849	187	30.451	225	25.484	191	234
9	1:27.251	31.559	187	30.307	223	25.385	192	234	29	1:27.849	31.955	187	30.428	224	25.466	191	234
10	1:26.920	31.541	187	30.294	223	25.085	190	234	30	1:27.655	31.870	188	30.343	225	25.442	192	234
11	1:26.994	31.553	185	30.250	223	25.191	191	234	31	1:27.938	31.893	187	30.578	224	25.467	192	235
12	1:27.265	31.542	187	30.486	223	25.237	191	235	32	1:28.063	31.805	188	30.604	224	25.654	191	234
13	1:27.356	31.583	186	30.327	223	25.446	191	234	33	1:28.883	32.266	189	31.128	224	25.489	192	234
14	1:27.259	31.649	187	30.285	222	25.325	192	234	34	1:28.293	31.958	187	30.620	223	25.715	190	234
15	1:27.148	31.567	186	30.256	222	25.325	190	234	35	1:28.161	32.042	187	30.583	224	25.536	190	232
16	1:27.410	31.687	187	30.495	222	25.228	191	234	36	1:44.893	31.912	186	30.590	223	42.391	59	233
17	1:27.128	31.681	186	30.260	224	25.187	191	233	37	1:46.210	49.742	187	30.627	223	25.841	190	
18	1:27.178	31.631	188	30.240	225	25.307	189	232	38	1:28.782	32.272	187	30.713	224	25.797	191	232
19	1:27.111	31.662	187	30.302	223	25.147	191	232	39	1:29.280	32.698	184	30.813	223	25.769	191	231





ADAC GT Masters



Sector List Race 1

Provisional

Motorsportarena Oschersleben, Length: 3667m

Air temperature: 19.44°C

Track temperature: 22.45°C

Weather condition: Dry

DMSB Reg. Nr.: DMSB 801/18

Saturday, April 14, 2018 13:15:00

Lap	Time	SE1	SP1	SE2	SP2	SE3	SP3	TSP	Lap	Time	SE1	SP1	SE2	SP2	SE3	SP3	TSP
20	1:27.227	31.704	186	30.341	222	25.182	192	233									

17 Bernhard, DEU / Estre, FRA

theoretical besttime: 1:26.203

1	1:34.159	36.571	168	32.036	222	25.552	191	222	21	1:27.657	31.285	188	30.793	221	25.579	192	233
2	1:27.257	31.643	187	30.300	224	25.314	191	234	22	1:40.388	45.043	173	30.442	222	24.903	191	234
3	1:26.925	31.477	188	30.289	221	25.159	192	233	23	1:30.732	31.565	187	32.413	194	26.754	189	233
4	1:26.955	31.763	186	30.155	222	25.037	191	234	24	1:35.890	33.529	180	32.053	175	30.308	116	187
5	1:26.857	31.424	187	30.230	223	25.203	192	233	25	1:57.725	43.176	137	47.631	132	26.918	190	161
6	1:26.952	31.493	188	30.228	223	25.231	191	234	26	1:28.710	31.946	185	31.017	222	25.747	192	232
7	1:27.203	31.488	186	30.165	223	25.550	192	234	27	1:27.697	31.612	188	30.872	223	25.213	192	234
8	1:27.158	31.505	185	30.293	223	25.360	191	234	28	1:27.778	31.837	184	30.505	224	25.436	191	234
9	1:26.731	31.360	187	30.047	222	25.324	191	233	29	1:27.673	31.451	189	30.732	223	25.490	191	234
10	1:26.987	31.518	187	30.191	221	25.278	191	233	30	1:28.792	31.710	188	31.201	225	25.881	191	234
11	1:26.955	31.475	187	30.208	220	25.272	191	234	31	1:28.384	32.089	186	30.461	223	25.834	192	234
12	1:26.853	31.447	186	30.173	220	25.233	191	233	32	1:28.145	32.164	184	30.554	223	25.427	192	232
13	1:26.858	31.582	185	30.092	221	25.184	191	232	33	1:27.214	31.995	184	30.276	222	24.943	191	232
14	1:27.117	31.694	187	30.185	221	25.238	191	233	34	1:26.698	31.379	187	30.015	223	25.304	191	232
15	1:27.015	31.509	187	30.178	222	25.328	191	233	35	1:28.209	31.956	186	30.546	222	25.707	189	232
16	1:27.146	31.538	186	30.142	222	25.466	191	233	36	1:27.872	31.753	187	30.645	223	25.474	191	233
17	1:27.300	31.579	187	30.406	222	25.315	191	233	37	1:27.399	31.763	186	30.450	223	25.186	192	234
18	1:44.276	31.564	188	30.179	222	42.533	59	233	38	1:27.382	31.610	185	30.488	224	25.284	194	235
19	2:35.836	1:40.385	185	30.354	221	25.097	192		39	1:27.125	31.415	187	30.318	222	25.392	191	234
20	1:26.888	31.330	187	30.154	220	25.404	190	233									

18 de Leener, BEL / Bachler, AUT

theoretical besttime: 1:26.984

1	1:38.203	39.307	189	32.514	223	26.382	194	208	21	1:27.245	31.652	187	30.423	222	25.170	191	233
2	1:28.790	32.688	186	30.718	222	25.384	193	219	22	1:27.390	31.687	187	30.299	222	25.404	191	232
3	1:29.018	32.150	186	30.851	223	26.017	190	232	23	1:29.471	31.846	187	31.323	221	26.302	191	232
4	1:27.712	32.043	187	30.299	221	25.370	189	232	24	1:33.551	32.523	186	32.125	220	28.903	120	234
5	1:27.871	32.046	185	30.403	224	25.422	192	233	25	1:55.848	43.363	97	46.537	126	25.948	193	97
6	1:28.982	32.903	187	30.654	223	25.425	192	237	26	1:28.299	32.088	187	30.705	221	25.506	191	233
7	1:28.103	31.974	187	30.660	223	25.469	192	234	27	1:27.927	31.912	188	30.464	223	25.551	192	233
8	1:28.342	31.783	187	30.691	222	25.868	190	235	28	1:27.908	31.861	188	30.634	222	25.413	192	234
9	1:27.399	31.648	188	30.383	222	25.368	192	233	29	1:27.832	31.737	188	30.713	223	25.382	191	234
10	1:27.756	31.818	187	30.346	221	25.592	193	234	30	1:27.364	31.676	189	30.323	223	25.365	192	234
11	1:27.785	31.952	187	30.182	222	25.651	191	234	31	1:27.785	31.718	188	30.467	223	25.600	192	234
12	1:27.675	31.802	188	30.388	222	25.485	191	233	32	1:28.262	31.885	187	30.817	223	25.560	191	234
13	1:27.818	31.773	188	30.503	221	25.542	192	233	33	1:27.866	31.770	188	30.485	223	25.611	190	235
14	1:27.817	31.973	187	30.362	221	25.482	192	233	34	1:28.723	31.766	186	31.316	223	25.641	191	233
15	1:28.019	31.898	187	30.431	221	25.690	191	233	35	1:28.455	31.947	187	30.729	222	25.779	191	233
16	1:45.358	32.090	187	30.697	220	42.571	59	233	36	1:29.319	32.349	185	31.405	223	25.565	191	234
17	2:38.637	1:41.031	187	30.340	222	27.266	188		37	1:27.528	31.754	188	30.354	223	25.420	191	234
18	1:28.349	32.192	187	30.508	222	25.649	190	230	38	1:28.761	31.632	187	31.273	220	25.856	192	235
19	1:28.547	32.408	188	30.779	221	25.360	192	232	39	1:28.175	31.837	186	30.670	222	25.668	190	233
20	1:27.918	32.102	186	30.366	221	25.450	191	233									

19 Perez Companc, ARG / Perera, FRA

theoretical besttime: 1:26.667

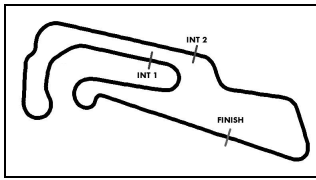
1	1:37.253	38.519	187	32.578	220	26.156	194	213	21	1:26.990	31.559	186	30.184	220	25.247	191	231
2	1:28.389	32.179	186	30.900	222	25.310	192	232	22	1:26.930	31.482	187	30.386	220	25.062	191	234
3	1:27.757	31.715	186	30.667	221	25.375	191	234	23	1:29.637	31.442	187	31.454	184	26.741	189	232
4	1:27.937	31.775	187	30.844	221	25.318	190	234	24	1:36.638	32.681	184	31.673	203	32.284	136	219
5	1:29.112	31.632	188	30.969	222	26.511	187	234	25	1:56.161	42.482	109	47.054	163	26.625	191	136
6	1:27.669	31.825	185	30.422	219	25.422	190	231	26	1:27.534	31.707	187	30.499	222	25.328	190	234
7	1:26.911	31.421	187	30.337	223	25.153	191	232	27	1:27.623	31.867	186	30.378	223	25.378	191	234
8	1:27.106	31.570	186	30.281	221	25.255	192	233	28	1:28.537	31.495	187	30.888	220	26.154	192	235
9	1:27.132	31.458	187	30.440	220	25.234	191	234	29	1:27.434	31.636	188	30.520	222	25.278	190	236
10	1:27.473	31.510	188	30.595	221	25.368	191	233	30	1:28.562	31.539	187	30.778	223	26.245	192	234
11	1:26.969	31.437	186	30.361	221	25.171	191	235	31	1:28.512	32.239	188	30.812	222	25.461	191	235
12	1:28.185	31.535	187	30.924	221	25.726	191	235	32	1:28.459	31.896	187	30.881	222	25.682	190	235
13	1:27.979	31.690	185	30.883	220	25.406	191	235	33	1:28.696	31.715	187	30.862	222	26.119	191	234
14	1:27.894	31.774	187	30.677	220	25.443	192	232	34	1:27.938	31.657	187	30.730	225	25.551	191	235
15	1:27.522	31.619	186	30.529	220	25.374	190	234	35	1:28.403	31.773	188	31.302	221	25.328	191	233
16	1:44.905	31.684	185	30.608	221	42.613	58	236	36	1:27.715	31.543	187	30.654	222	25.518	189	235
17	2:38.866	1:42.151	184	30.844	219	25.871	189		37	1:27.803	31.465	188	30.707	225	25.631	192	234

ver: 1.0

www.adac.de/motorsport

Page 5/ 13 printed: 14.4.2018 14:17





ADAC GT Masters

Sector List Race 1

Provisional



Motorsportarena Oschersleben, Length: 3667m

Air temperature: 19.44°C

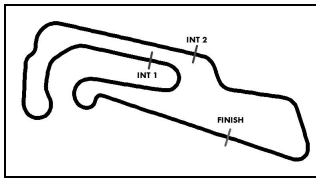
Track temperature: 22.45°C

Weather condition: Dry

DMSB Reg. Nr.: DMSB 801/18

Saturday, April 14, 2018 13:15:00

Lap	Time	SE1	SP1	SE2	SP2	SE3	SP3	TSP	Lap	Time	SE1	SP1	SE2	SP2	SE3	SP3	TSP
20	1:44.021	31.558	188	30.321	223	42.142	58	233									



ADAC GT Masters

Pit Stops Race 1

Provisional



Motorsportarena Oschersleben, Length: 3667m

Air temperature: 19.44°C

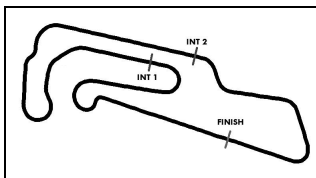
Track temperature: 22.45°C

Weather condition: Dry

DMSB Reg. Nr.: DMSB 801/18

Saturday, April 14, 2018 13:15:00

Nr	Driver in	Day time in	Time in	Driver out	Day time out	Time out	Nett Time
29	Christopher Mies	13:38:27.052	22:21.799	Christopher Mies	13:39:38.461	23:33.208	1:11.409
12	Florian Spengler	13:38:32.103	22:26.850	Florian Spengler	13:39:44.583	23:39.330	1:12.480
69	Jan-Erik Slooten	13:38:39.440	22:34.187	Jan-Erik Slooten	13:39:51.917	23:46.664	1:12.477
82	Rolf Ineichen	13:38:43.544	22:38.291	Rolf Ineichen	13:39:53.287	23:48.034	1:09.743
4	Remo Lips	13:38:56.976	22:51.723	Remo Lips	13:40:07.946	24:02.693	1:10.970
48	Maximilian Buhk	13:39:34.912	23:29.659	Indy Dontje	13:40:45.011	24:39.758	1:10.099
6	Oscar Tunjo	13:39:41.754	23:36.501	Oscar Tunjo	13:40:54.746	24:49.493	1:12.992
47	Markus Pommer	13:39:42.109	23:36.856	Markus Pommer	13:40:52.950	24:47.697	1:10.841
24	Mike David Ortmann	13:39:51.492	23:46.239	Markus Winkelhock	13:41:02.878	24:57.625	1:11.386
19	Ezequiel Perez Companc	13:39:51.828	23:46.575	Franck Perera	13:41:03.594	24:58.341	1:11.766
20	Kim Luis Schramm	13:39:52.703	23:47.450	Kim Luis Schramm	13:41:04.382	24:59.129	1:11.679
18	Adrien de Leener	13:39:58.348	23:53.095	Adrien de Leener	13:41:09.597	25:04.344	1:11.249
11	Elia Erhart	13:40:07.613	24:02.360	Pierre Kaffer	13:41:20.186	25:14.933	1:12.573
13	Claudia Hürtgen	13:40:08.364	24:03.111	Sven Barth	13:41:18.942	25:13.689	1:10.578
25	Ricardo Feller	13:41:10.139	25:04.886	Christopher Haase	13:42:22.690	26:17.437	1:12.551
3	Nikolaj Rogivue	13:41:18.797	25:13.544	Nikolaj Rogivue	13:42:29.476	26:24.223	1:10.679
35	Jimmy Eriksson	13:41:54.646	25:49.393	Jimmy Eriksson	13:43:06.570	27:01.317	1:11.924
42	Mikkel Jensen	13:42:27.074	26:21.821	Mikkel Jensen	13:43:38.142	27:32.889	1:11.068
21	Luca Stolz	13:42:28.589	26:23.336	Luca Stolz	13:43:40.225	27:34.972	1:11.636
33	Frank Stippler	13:42:31.135	26:25.882	Frank Stippler	13:43:41.710	27:36.457	1:10.575
17	Timo Bernhard	13:42:32.402	26:27.149	Timo Bernhard	13:43:43.434	27:38.181	1:11.032
84	Patrick Assenheimer	13:42:47.830	26:42.577	Clemens Schmid	13:43:58.335	27:53.082	1:10.505
50	Philip Geipel	13:42:50.598	26:45.345	Philip Geipel	13:44:01.273	27:56.020	1:10.675
8	Christopher Friedrich	13:42:56.612	26:51.359	Lance David Arnold	13:44:07.683	28:02.430	1:11.071
82	Rolf Ineichen	13:43:05.035	26:59.782	Rolf Ineichen	13:43:24.586	27:19.333	19.551
43	Dennis Marschall	13:44:08.145	28:02.892	Victor Bouveng	13:45:19.354	29:14.101	1:11.209
53	Michele Beretta	13:44:23.848	28:18.595	Aaro Vainio	13:45:35.633	29:30.380	1:11.785
26	Jamie Green	13:45:23.838	29:18.585	Jamie Green	13:46:36.988	30:31.735	1:13.150
99	Robert Renauer	13:45:24.525	29:19.272	Mathieu Jaminet	13:46:35.636	30:30.383	1:11.111
7	Dominik Schwager	13:45:40.378	29:35.125	Dominik Schwager	13:46:51.712	30:46.459	1:11.334
5	Max Hofer	13:46:32.582	30:27.329	Max Hofer	13:47:44.428	31:39.175	1:11.846
63	Mirko Bortolotti	13:46:32.911	30:27.658	Mirko Bortolotti	13:47:44.798	31:39.545	1:11.887
28	Sheldon van der Linde	13:46:35.335	30:30.082	Kelvin van der Linde	13:47:45.903	31:40.650	1:10.568
14	Christopher Zöchling	13:46:57.293	30:52.040	Jens Klingmann	13:48:08.420	32:03.167	1:11.127
9	Christopher Dreyspring	13:47:03.977	30:58.724	Christopher Dreyspring	13:48:15.132	32:09.879	1:11.155
1	Marvin Kirchhöfer	13:47:14.976	31:09.723	Marvin Kirchhöfer	13:48:25.261	32:20.008	1:10.285
14	Jens Klingmann	14:11:10.641	55:05.388	Jens Klingmann	14:11:30.217	55:24.964	19.576



ADAC GT Masters

Top speed list Race 1

Provisional



Motorsportarena Oschersleben, Length: 3667m

Air temperature: 19.44°C

Track temperature: 22.45°C

Weather condition: Dry

DMSB Reg. Nr.: DMSB 801/18

Saturday, April 14, 2018 13:15:00

#	Name (NAT)	Team	Car name	Speed	Lap	Race time
13	Claudia Hürtgen (DEU)	RWT Racing (AUT)	Corvette C7 GT3	242.69	6	7:40.226
1	Marvin Kirchhöfer (DEU)	Callaway Competition (DEU)	Corvette C7 GT3	241.61	11	15:00.609
29	Christopher Mies (DEU)	Montaplast by Land-Motorsport (DEU)	Audi R8 LMS	240.00	31	46:12.574
6	Jake Dennis (GBR)	Phoenix Racing (DEU)	Audi R8 LMS	239.46	30	44:40.215
82	Christian Engelhart (DEU)	GRT Grasser-Racing-Team (AUT)	Lamborghini Huracan GT3	239.46	36	53:40.668
12	Dries Vanthoor (BEL)	EFP by TECE (DEU)	Audi R8 LMS	238.93	38	56:30.851
18	Adrien de Leener (BEL)	KÜS TEAM75 Bernhard (DEU)	Porsche 911 GT3 R	237.36	6	7:36.570
7	Dominik Schwager (DEU)	HB Racing (AUT)	Ferrari 488 GT3	237.36	14	19:15.724
33	Filip Salaquarda (CZE)	Team ISR (CZE)	Audi R8 LMS	237.36	17	23:23.484
69	Lucas Luhr (DEU)	IronForce by RING POLICE (DEU)	Porsche 911 GT3 R	237.36	30	44:51.338
50	Rahel Frey (CHE)	YACO Racing	Audi R8 LMS	237.36	38	56:32.758
9	Christopher Dreyspring (DEU)	Honda Team Schubert Motorsport (DEU)	Honda NSX GT3	236.84	3	3:09.265
19	Ezequiel Perez Companc (ARG)	GRT Grasser-Racing-Team (AUT)	Lamborghini Huracan GT3	236.84	16	22:10.313
99	Mathieu Jaminet (FRA)	Precote Herberth Motorsport (DEU)	Porsche 911 GT3 R	236.84	30	44:37.113
43	Victor Bouveng (SWE)	BMW Team Schnitzer (DEU)	BMW M6 GT3	236.84	32	47:39.686
84	Patrick Assenheimer (DEU)	AutoArenA Motorsport (DEU)	Mercedes-AMG GT3	236.32	11	14:54.698
11	Pierre Kaffer (DEU)	EFP by TECE (DEU)	Audi R8 LMS	236.32	29	43:24.330
3	Frederic Vervisch (BEL)	Aust Motorsport (DEU)	Audi R8 LMS	236.32	30	44:42.305
25	Christopher Haase (DEU)	BWT Mücke Motorsport (DEU)	Audi R8 LMS	236.32	34	50:32.845
63	Mirko Bortolotti (ITA)	ORANGE1 by GRT Grasser (AUT)	Lamborghini Huracan GT3	235.80	9	11:34.776
20	Kim Luis Schramm (DEU)	Team ZAKSPEED BKK Mobil Oil Racing (DEU)	Mercedes-AMG GT3	235.80	16	22:11.156
5	Philip Ellis (GBR)	Phoenix Racing (DEU)	Audi R8 LMS	235.80	23	33:13.889
24	Markus Winkelhock (DEU)	BWT Mücke Motorsport (DEU)	Audi R8 LMS	235.80	27	40:19.362
42	Timo Scheider (DEU)	BMW Team Schnitzer (DEU)	BMW M6 GT3	235.80	30	44:36.004
17	Kevin Estre (FRA)	KÜS TEAM75 Bernhard (DEU)	Porsche 911 GT3 R	235.80	38	56:25.389
26	Jeffrey Schmidt (CHE)	BWT Mücke Motorsport (DEU)	Audi R8 LMS	235.29	2	1:38.168
53	Michele Beretta (ITA)	Team Rosberg (DEU)	Lamborghini Huracan GT3	235.29	9	12:02.528
14	Christopher Zöchling (AUT)	MRS GT-Racing (DEU)	BMW M6 GT3	235.29	12	16:11.603
35	Jonathan Judek (DEU)	Team Rosberg (DEU)	Lamborghini Huracan GT3	234.78	2	1:46.457
21	Luca Stolz (DEU)	Team ZAKSPEED BKK Mobil Oil Racing (DEU)	Mercedes-AMG GT3	234.78	3	3:04.633
47	Maximilian Götz (DEU)	MANN-FILTER Team HTP Motorsport (DEU)	Mercedes-AMG GT3	234.78	23	33:35.327
8	Lance David Arnold (DEU)	Car Collection Motorsport (DEU)	Mercedes-AMG GT3	234.78	29	43:21.693
28	Sheldon van der Linde (ZAF)	Montaplast by Land-Motorsport (DEU)	Audi R8 LMS	234.27	17	23:08.257
48	Maximilian Buhk (DEU)	MANN-FILTER Team HTP Motorsport (DEU)	Mercedes-AMG GT3	233.76	30	44:37.707
4	Remo Lips (CHE)	Aust Motorsport (DEU)	Audi R8 LMS	232.25	2	1:46.839