

ADAC TCR Germany

Result List Race 1



Provisional

Motorsportarena Oschersleben, Length: 3667m

Air temperature: 17.51°C

Track temperature: 19.17°C

Weather condition: Wet

DMSB Reg. Nr.: DMSB 802/18

Amended
14.4.2018 - 13:48

Saturday, April 14, 2018 11:55:00

started : 28 classified : 26 not classified : 2

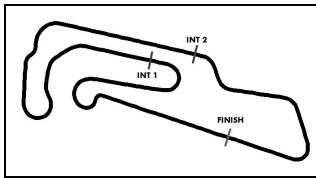
Nr.	Drivers	Team	Laps	Total Time	Gap	Kph	Lap	Time	Kph	
Cl.	Car	Competitor								
1	22	H.Proczyk(AUT) Opel Astra TCR	HP Racing International	18	32:51.379		121.3	12	1:34.092	140.3
2	14	N.Langeveld(NLD) Audi RS 3 LMS TCR	Racing One	18	32:52.617	1.238	121.3	11	1:34.320	139.9
3	8	L.Engstler(DEU) VW Golf GTI TCR 2018	Liqui Moly Team Engstler	18	32:53.881	2.502	121.4	10	1:34.186	140.1
4	54	S.Reicher(AUT) Audi RS 3 LMS TCR	YACO Racing	18	32:55.420	4.041	121.2	11	1:34.313	139.9
5	44	S.Kaibach(DEU) Audi RS 3 LMS TCR	PROsport Performance	18	32:55.751	4.372	121.5	14	1:34.217	140.1
6	11	L.Wankmüller(DEU) R Opel Astra TCR	HP Racing International	18	32:56.077	4.698	121.4	12	1:34.558	139.6
7	2	P.Fulin(CZE) Cupra Leon TCR	Fullin Race Academy	18	32:56.361	4.982	121.3	12	1:34.611	139.5
8	47	N.Kankkunen(FIN) VW Golf GTI TCR 2018	Team Engstler Europe	18	32:56.458	5.079	121.7	10	1:33.985	140.4
9	10	B.Leuchter(DEU) VW Golf GTI TCR 2018	Max Kruse Racing	18	32:57.317	5.938	121.8	10	1:34.103	140.2
10	3	K.Jordan(DEU) VW Golf GTI TCR 2018	Team Engstler Germany	18	32:57.424	6.045	121.5	12	1:35.005	138.9
11	27	T.Coicaud(FRA) VW Golf GTI TCR 2018	Liqui Moly Team Engstler	18	32:57.753	6.374	121.3	13	1:34.987	138.9
12	77	J.Häußermann(DEU) R VW Golf GTI TCR 2018	Team Engstler Germany	18	32:58.077	6.698	121.5	9	1:34.634	139.4
13	53	M.Halder(DEU) R Cupra Leon TCR	Profi-Car Team Halder	18	32:58.473	7.094	121.9	9	1:34.495	139.7
14	29	J.Kuusiniemi(FIN) VW Golf GTI TCR 2018	Positione Motorsport	18	32:58.953	7.574	122.0	9	1:35.009	138.9
15	6	O.Holdener(CHE) Cupra Leon TCR	Wolf-Power Racing	18	32:59.875	8.496	121.6	9	1:34.897	139.1
16	42	L.Niedertscheider(AUT) Peugeot 308 TCR	Niedertscheider Motorsport Team	18	33:00.066	8.687	122.1	12	1:34.742	139.3
17	17	J.Preisig(CHE) Opel Astra TCR	Steibel Motorsport	18	33:00.843	9.464	121.2	10	1:35.551	138.1
18	60	L.Prattes(DEU) R Cupra Leon TCR	TOPCAR Sport	18	33:01.451	10.072	121.7	9	1:34.682	139.4
19	99	M.Sandberg(NLD) Audi RS 3 LMS TCR	Racing One	18	33:01.898	10.519	121.9	11	1:35.258	138.5
20	33	J.Reynolds(CHE) Cupra Leon TCR	TOPCAR Sport	18	33:06.467	15.088	121.5	11	1:36.322	137.0
21	23	S.Steibel(DEU) VW Golf GTI TCR 2016	Steibel Motorsport	18	33:12.731	21.352	120.8	11	1:35.156	138.7
22	30	A.Buri(FIN) Audi RS 3 LMS TCR	LMS Racing	18	33:24.402	33.023	121.2	11	1:34.199	140.1
23	5	A.Morgan(GBR) Renault Megane TCR	Wolf-Power Racing	17	33:08.956	1 LAP	114.4	14	1:36.695	136.5
24	7	M.Halder(DEU) Honda Civic TCR 2018	Team Honda ADAC Sachsen	16	29:33.452	2 LAPS	119.8	10	1:32.668	142.4
25	19	M.Hesse(DEU) R Audi RS 3 LMS TCR	PROsport Performance	14	25:51.502	4 LAPS	121.3	10	1:34.014	140.4
26	55	M.Fugel(DEU) R Honda Civic TCR 2017	Profi-Car Team Halder	14	26:20.325	4 LAPS	118.5	10	1:35.189	138.6

ver: 1.1

www.adac.de/motorsport

Page 1/ 2 printed: 14.4.2018 13:48





ADAC TCR Germany



Result List Race 1

Provisional

DMSB Reg. Nr.: DMSB 802/18

Amended
14.4.2018 - 13:48

Saturday, April 14, 2018 11:55:00

Motorsportarena Oschersleben, Length: 3667m

Air temperature: 17.51°C

Track temperature: 19.17°C

Weather condition: Wet

started : 28 classified : 26 not classified : 2

Nr. Drivers	Team	Laps	Total Time	Gap	Kph	Lap	Time	Kph
Cl. Car	Competitor							

Not classified

88	D.Fugel(DEU)	Team Honda ADAC Sachsen	2	4:35.020	16LAPS	87.4	2	2:30.892	87.4
	Honda Civic TCR 2018	ADAC Sachsen e.V.							
39	F.Thoma(CHE)	Team Engstler Europe							
	VW Golf GTI TCR 2018	LIQUI MOLY Team Engstler							

Fastest lap of the race. Car 7 driver Mike Halder on lap 10. Time 1:32.668, average speed 142.4 km/h.

Following stewards decision no. 36 - 30s penalty for the car no. 30

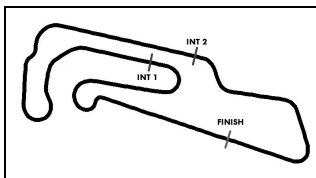
Subject to final scrutineering!		
Publication time:	Clerk of the Course: Ralph Bohnhorst	Timekeeper: Steffen Ruhl

ver: 1.1

www.adac.de/motorsport

Page 2/ 2 printed: 14.4.2018 13:48





ADAC TCR Germany



Sector List Race 1

Provisional

Motorsportarena Oschersleben, Length: 3667m

Air temperature: 17.51°C

Track temperature: 19.17°C

Weather condition: Wet

DMSB Reg. Nr.: DMSB 802/18

Saturday, April 14, 2018 11:55:00

Lap	Time	SE1	SP1	SE2	SP2	SE3	SP3	TSP	Lap	Time	SE1	SP1	SE2	SP2	SE3	SP3	TSP
-----	------	-----	-----	-----	-----	-----	-----	-----	-----	------	-----	-----	-----	-----	-----	-----	-----

2 Fulin, CZE									theoretical besttime: 1:34.363								
1	2:07.099	45.169	168	36.481	173	45.449	87	176	10	1:34.784	34.387	169	32.738	201	27.659	173	211
2	2:29.312	58.947	88	50.971	80	39.394	169	86	11	1:35.454	34.509	170	33.503	200	27.442	173	211
3	1:41.648	35.213	167	33.501	200	32.934	106	206	12	1:34.611	34.231	169	32.986	200	27.394	173	211
4	2:22.095	50.703	85	51.950	129	39.442	93	113	13	1:35.787	35.084	169	33.218	201	27.485	173	213
5	2:11.622	46.660	101	46.810	123	38.152	120	150	14	1:34.827	34.298	170	33.035	200	27.494	174	212
6	2:06.784	45.907	116	49.417	92	31.460	173	156	15	1:35.285	34.383	169	33.376	192	27.526	172	212
7	1:35.304	34.484	168	33.163	201	27.657	173	213	16	1:47.839	35.804	147	37.750	143	34.285	131	211
8	1:35.078	34.694	171	32.871	203	27.513	172	215	17	2:15.652	47.896	98	51.908	90	35.848	173	122
9	1:36.611	35.318	168	33.434	202	27.859	173	208	18	1:36.569	34.831	170	33.814	200	27.924	172	214

3 Jordan, DEU									theoretical besttime: 1:34.580								
1	2:11.069	46.887	167	37.573	146	46.609	83	171	10	1:35.329	34.964	167	33.059	201	27.306	174	208
2	2:28.569	58.559	93	50.864	92	39.146	171	83	11	1:35.663	34.506	170	33.522	198	27.635	172	211
3	1:43.259	36.551	162	33.998	198	32.710	140	204	12	1:35.005	34.321	169	33.067	200	27.617	173	210
4	2:20.167	48.913	79	52.208	121	39.046	66	125	13	1:36.149	34.423	170	33.197	199	28.529	169	211
5	2:11.803	46.515	103	48.023	139	37.265	114	120	14	1:35.447	34.566	169	33.351	199	27.530	173	207
6	2:05.090	45.901	103	48.172	94	31.017	174	144	15	1:36.550	34.705	166	34.178	199	27.667	166	210
7	1:35.198	34.747	171	33.048	198	27.403	173	212	16	1:46.712	37.586	163	36.026	175	33.100	136	164
8	1:35.235	34.671	171	32.953	201	27.611	174	208	17	2:14.030	47.249	86	51.571	90	35.210	172	132
9	1:35.780	34.747	168	33.608	201	27.425	174	213	18	1:36.369	34.704	169	33.585	198	28.080	172	208

5 Morgan, GBR									theoretical besttime: 1:36.377								
1	2:23.124	1:10.284	156	38.782	184	34.058	100		10	1:37.020	35.417	164	33.565	195	28.038	171	195
2	2:25.277	58.996	86	50.472	122	35.809	166	92	11	1:36.893	34.946	165	33.793	188	28.154	165	207
3	2:04.832	36.430	164	35.067	169	53.335	56	202	12	1:36.795	35.228	164	33.701	193	27.866	168	205
4	2:25.657	1:22.269	162	34.836	193	28.552	168		13	1:37.515	35.928	164	33.688	195	27.899	169	177
5	1:50.148	36.551	162	36.250	114	37.347	103	176	14	1:36.695	35.047	163	33.656	194	27.992	170	206
6	2:01.377	44.078	155	48.000	110	29.299	168	102	15	1:55.340	35.487	163	33.901	196	45.952	57	208
7	1:37.617	35.265	165	34.263	191	28.089	170	204	16	3:24.148	2:00.585	127	50.202	145	33.361	159	
8	1:37.049	35.256	161	33.821	194	27.972	170	208	17	1:42.592	40.519	164	33.925	195	28.148	169	154
9	1:36.877	35.188	162	33.691	196	27.998	170	208									

6 Holdener, CHE									theoretical besttime: 1:34.897								
1	2:14.749	48.777	163	37.567	123	48.405	87	176	10	1:37.109	34.559	171	34.093	181	28.457	175	217
2	2:27.104	58.294	86	51.562	91	37.248	173	78	11	1:35.250	34.479	172	33.190	201	27.581	175	215
3	1:46.237	35.820	168	35.453	198	34.964	132	205	12	1:35.184	34.272	171	33.294	203	27.618	175	215
4	2:18.777	47.326	78	53.184	101	38.267	78	144	13	1:35.901	34.463	171	33.600	200	27.838	175	216
5	2:12.180	46.900	91	48.811	102	36.469	123	106	14	1:35.832	34.739	170	33.455	203	27.638	176	216
6	2:03.923	46.129	124	47.324	100	30.470	175	155	15	1:37.152	34.934	167	34.247	201	27.971	161	216
7	1:36.754	34.742	170	33.815	190	28.197	175	214	16	1:44.368	38.258	152	35.488	170	30.622	134	169
8	1:36.505	34.489	172	34.472	203	27.544	175	214	17	2:11.086	46.611	103	50.574	108	33.901	173	151
9	1:34.897	34.237	172	33.168	202	27.492	175	216	18	1:36.867	35.656	169	33.462	203	27.749	174	212

7 Halder, DEU									theoretical besttime: 1:32.487								
1	2:00.750	43.715	162	36.393	176	40.642	86	164	9	1:53.047	54.023	167	32.417	198	26.607	172	
2	2:32.154	56.800	114	54.571	81	40.783	170	81	10	1:32.668	33.668	169	32.212	198	26.788	171	208
3	1:39.605	34.661	167	33.749	195	31.195	107	204	11	1:33.079	33.717	169	32.385	198	26.977	171	208
4	2:20.385	50.461	118	50.609	132	39.315	138	114	12	1:33.034	33.758	169	32.547	200	26.729	172	208
5	2:12.457	47.034	114	47.587	144	37.836	143	151	13	1:33.574	33.940	169	32.862	198	26.772	172	210
6	2:10.203	46.677	128	50.597	85	32.929	171	155	14	1:33.368	33.879	169	32.546	198	26.943	172	208
7	1:33.666	34.060	168	32.787	196	26.819	171	206	15	1:34.500	33.933	167	32.633	200	27.934	161	209
8	1:52.001	33.783	168	32.334	197	45.884	54	206	16	1:58.961	37.462	156	34.686	178	46.813	54	161

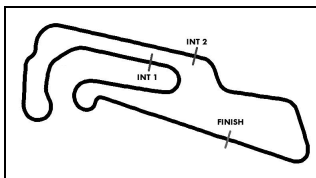
8 Engstler, DEU									theoretical besttime: 1:34.160								
1	2:05.657	44.792	167	36.729	173	44.136	87	177	10	1:34.186	34.217	169	32.777	200	27.192	174	211
2	2:30.019	58.517	123	51.803	86	39.699	172	76	11	1:34.413	34.285	170	32.851	200	27.277	174	212
3	1:40.848	35.726	166	33.431	201	31.691	105	203	12	1:34.462	34.199	169	32.815	200	27.448	173	211
4	2:21.411	50.699	103	51.007	118	39.705	118	105	13	1:34.604	34.192	170	33.008	201	27.404	173	211
5	2:12.433	46.374	113	48.662	123	37.397	128	176	14	1:34.731	34.360	169	32.955	200	27.416	173	211
6	2:07.687	46.487	127	48.969	79	32.231	173	168	15	1:34.815	34.217	168	33.055	199	27.543	173	211

ver: 1.0

www.adac.de/motorsport

Page 1/5 printed: 14.4.2018 12:32





ADAC TCR Germany



Sector List Race 1

Provisional

Motorsportarena Oschersleben, Length: 3667m

Air temperature: 17.51°C

Track temperature: 19.17°C

Weather condition: Wet

DMSB Reg. Nr.: DMSB 802/18

Saturday, April 14, 2018 11:55:00

Lap	Time	SE1	SP1	SE2	SP2	SE3	SP3	TSP	Lap	Time	SE1	SP1	SE2	SP2	SE3	SP3	TSP
7	1:35.433	34.801	168	33.104	202	27.528	174	210	16	1:51.294	36.237	131	39.981	128	35.076	129	211
8	1:35.073	34.746	170	32.890	201	27.437	171	210	17	2:16.462	46.684	108	52.943	94	36.835	172	142
9	1:34.511	34.480	169	32.776	201	27.255	173	206	18	1:35.842	35.284	168	33.023	200	27.535	168	211

10 Leuchter, DEU

theoretical besttime: 1:34.033

1	2:16.244	49.184	166	38.568	119	48.492	86	188	10	1:34.103	33.985	169	32.777	200	27.341	176	212
2	2:26.168	58.293	94	51.344	94	36.531	176	86	11	1:34.442	34.335	170	32.723	200	27.384	176	213
3	1:47.675	36.133	169	35.174	181	36.368	129	206	12	1:35.320	34.054	169	33.543	201	27.723	175	212
4	2:18.267	46.622	78	53.317	101	38.328	82	155	13	1:34.516	34.130	171	33.008	200	27.378	175	210
5	2:12.959	47.354	98	48.717	101	36.888	103	116	14	1:35.440	34.582	169	33.286	200	27.572	175	211
6	2:02.440	45.366	143	46.971	99	30.103	175	139	15	1:35.455	34.513	168	33.484	199	27.458	174	212
7	1:36.340	34.519	169	33.596	201	28.225	175	211	16	1:46.123	36.326	149	36.630	152	33.167	130	207
8	1:34.925	34.445	169	33.155	201	27.325	176	212	17	2:14.883	47.845	91	51.717	87	35.321	173	126
9	1:35.298	34.280	170	33.234	201	27.784	174	213	18	1:36.719	34.640	169	33.831	200	28.248	171	210

11 Wankmüller, DEU

theoretical besttime: 1:34.410

1	2:07.976	45.446	166	36.681	161	45.849	87	167	10	1:34.630	34.207	170	33.064	200	27.359	173	211
2	2:29.357	58.578	89	51.089	80	39.690	171	85	11	1:34.742	34.234	170	32.999	199	27.509	172	212
3	1:41.456	34.931	169	34.109	194	32.416	110	211	12	1:34.558	34.108	169	33.000	200	27.450	173	210
4	2:21.811	50.523	83	52.306	126	38.982	93	110	13	1:34.723	34.140	170	33.143	199	27.440	172	211
5	2:11.585	46.644	95	47.266	150	37.675	120	142	14	1:34.578	34.158	169	32.943	200	27.477	172	210
6	2:06.675	46.138	124	49.151	92	31.386	174	152	15	1:34.729	34.196	169	33.095	199	27.438	173	211
7	1:35.294	34.575	169	33.293	201	27.426	174	208	16	1:50.170	36.092	141	39.419	128	34.659	130	210
8	1:35.201	34.716	168	33.025	200	27.460	173	212	17	2:16.112	47.349	105	52.370	93	36.393	173	131
9	1:35.551	34.882	165	33.122	201	27.547	171	210	18	1:36.929	34.712	170	34.353	201	27.864	173	212

14 Langeveld, NLD

theoretical besttime: 1:34.097

1	2:02.754	44.034	164	36.387	167	42.333	80	178	10	1:34.333	34.131	169	32.915	201	27.287	175	213
2	2:31.212	56.882	141	53.706	92	40.624	174	83	11	1:34.320	34.172	170	32.797	201	27.351	174	213
3	1:40.353	34.917	169	34.265	191	31.171	117	206	12	1:34.403	34.162	170	32.747	201	27.494	173	213
4	2:20.581	50.757	94	50.279	144	39.545	148	115	13	1:34.651	34.186	170	33.138	201	27.327	174	212
5	2:12.158	46.361	112	48.207	170	37.590	155	152	14	1:34.497	34.197	170	32.977	200	27.323	174	212
6	2:10.082	47.043	143	49.980	79	33.059	174	133	15	1:34.815	34.360	170	32.935	201	27.520	174	213
7	1:34.872	34.729	171	32.916	201	27.227	174	207	16	1:52.761	36.826	120	40.880	127	35.055	131	212
8	1:34.696	34.251	170	33.010	201	27.435	173	213	17	2:16.489	46.851	122	52.875	98	36.763	172	147
9	1:34.402	34.316	170	32.867	201	27.219	174	212	18	1:35.238	34.646	170	33.078	201	27.514	174	211

17 Preisig, CHE

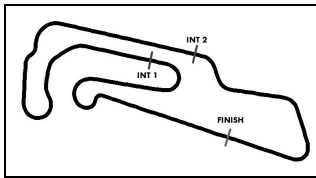
theoretical besttime: 1:35.245

1	2:10.358	45.925	169	37.766	165	46.667	77	179	10	1:35.551	34.565	169	33.427	198	27.559	173	214
2	2:28.994	58.360	94	50.999	93	39.635	173	92	11	1:35.802	34.517	169	33.718	199	27.567	173	212
3	1:44.006	35.917	169	34.794	199	33.295	146	197	12	1:35.572	34.451	169	33.633	197	27.488	172	209
4	2:20.230	48.980	77	52.378	113	38.872	67	130	13	1:35.646	34.601	169	33.678	198	27.367	172	211
5	2:12.090	46.680	106	48.024	134	37.386	108	132	14	1:35.675	34.489	170	33.622	197	27.564	173	210
6	2:04.839	45.684	115	48.032	95	31.123	175	145	15	1:35.897	34.453	170	33.690	198	27.754	171	209
7	1:43.494	34.664	170	33.448	201	35.382	170	213	16	1:40.686	35.382	170	35.562	171	29.742	138	202
8	1:38.084	35.334	168	34.559	196	28.191	172	211	17	2:11.035	46.789	104	50.423	115	33.823	171	150
9	1:36.607	34.628	169	34.257	200	27.722	173	209	18	1:36.277	34.826	170	33.803	201	27.648	173	213

19 Hesse, DEU

theoretical besttime: 1:33.936

1	2:16.963	49.450	164	38.864	112	48.649	84	170	9	1:37.478	36.926	169	33.410	202	27.142	174	179
2	2:26.268	58.366	95	51.499	100	36.403	173	78	10	1:34.014	34.037	170	32.767	200	27.210	173	213
3	1:47.685	35.820	170	34.940	185	36.925	127	196	11	1:34.252	34.171	167	32.940	200	27.141	174	213
4	2:17.976	46.555	79	53.589	122	37.832	81	163	12	1:34.565	34.028	170	33.152	200	27.385	173	214
5	2:13.261	47.274	106	48.840	106	37.147	95	111	13	1:35.165	34.123	170	33.226	201	27.816	173	214
6	2:02.220	45.048	151	47.328	109	29.844	172	147	14	1:35.863	34.713	168	33.516	201	27.634	174	214
7	1:36.142	34.430	169	33.249	200	28.463	173	208	15								215
8	1:39.650	34.392	169	33.814	182	31.444	99	213									



ADAC TCR Germany



Sector List Race 1

Provisional

Motorsportarena Oschersleben, Length: 3667m

Air temperature: 17.51°C

Track temperature: 19.17°C

Weather condition: Wet

DMSB Reg. Nr.: DMSB 802/18

Saturday, April 14, 2018 11:55:00

Lap	Time	SE1	SP1	SE2	SP2	SE3	SP3	TSP	Lap	Time	SE1	SP1	SE2	SP2	SE3	SP3	TSP
22	Proczyk, AUT								theoretical besttime: 1:33.911								
1	2:02.098	43.711	160	36.560	176	41.827	81	167	10	1:34.321	34.200	165	32.972	197	27.149	171	206
2	2:31.594	56.689	122	54.135	85	40.770	169	79	11	1:34.289	34.183	167	32.942	200	27.164	171	206
3	1:39.680	34.945	165	33.688	196	31.047	118	206	12	1:34.092	34.165	166	32.668	198	27.259	170	206
4	2:20.924	51.140	94	50.227	141	39.557	138	116	13	1:34.509	34.184	167	32.957	197	27.368	171	206
5	2:12.275	46.437	97	47.558	174	38.280	153	157	14	1:34.288	34.128	168	32.947	196	27.213	171	206
6	2:10.357	46.437	148	50.463	84	33.457	171	153	15	1:34.671	34.189	167	32.943	197	27.539	171	206
7	1:34.745	34.577	167	32.973	200	27.195	172	210	16	1:53.185	36.917	129	41.315	117	34.953	133	206
8	1:34.796	34.094	167	33.298	199	27.404	171	207	17	2:16.894	46.981	120	53.211	99	36.702	170	139
9	1:34.166	34.215	166	32.763	197	27.188	170	208	18	1:34.495	34.402	168	32.871	201	27.222	172	205

Lap	Time	SE1	SP1	SE2	SP2	SE3	SP3	TSP	Lap	Time	SE1	SP1	SE2	SP2	SE3	SP3	TSP
23	Steibel, DEU								theoretical besttime: 1:34.987								
1	2:15.260	49.073	161	37.620	118	48.567	91	171	10	1:35.210	34.500	168	33.133	198	27.577	171	209
2	2:26.925	58.261	91	51.478	99	37.186	172	80	11	1:35.156	34.317	168	33.302	198	27.537	171	209
3	1:46.209	35.903	168	35.269	185	35.037	133	204	12	1:35.883	34.481	168	33.734	197	27.668	171	210
4	2:18.840	47.469	75	53.240	95	38.131	81	139	13	1:37.090	34.769	166	34.465	188	27.856	171	209
5	2:12.509	46.952	92	48.839	101	36.718	120	114	14	1:35.949	34.774	166	33.548	198	27.627	172	209
6	2:03.577	45.950	134	47.163	98	30.464	173	149	15	1:37.085	35.237	164	34.090	196	27.758	170	208
7	1:35.718	34.604	170	33.466	198	27.648	173	210	16	1:43.555	36.543	166	36.106	144	30.906	139	177
8	1:35.598	34.784	170	33.195	197	27.619	173	210	17	2:12.136	46.911	96	50.989	109	34.236	171	145
9	1:36.192	34.388	168	33.215	199	28.589	169	210	18	1:49.839	46.178	83	35.902	197	27.759	171	209

Lap	Time	SE1	SP1	SE2	SP2	SE3	SP3	TSP	Lap	Time	SE1	SP1	SE2	SP2	SE3	SP3	TSP
27	Coicaud, FRA								theoretical besttime: 1:34.580								
1	2:08.787	46.163	165	36.303	177	46.321	82	188	10	1:35.098	34.857	166	32.984	200	27.257	173	211
2	2:28.694	58.329	90	50.903	81	39.462	173	84	11	1:35.174	34.404	169	33.355	200	27.415	173	210
3	1:41.876	35.190	168	33.821	196	32.865	108	204	12	1:38.092	34.822	169	35.204	199	28.066	173	210
4	2:22.069	50.491	94	52.328	116	39.250	78	116	13	1:34.987	34.457	168	33.104	200	27.426	172	209
5	2:11.788	46.251	98	47.313	145	38.224	108	119	14	1:35.167	34.389	168	33.216	200	27.562	173	210
6	2:05.931	45.587	132	49.076	94	31.268	173	169	15	1:36.551	34.504	169	34.353	198	27.694	173	212
7	1:35.336	34.773	170	33.104	201	27.459	173	211	16	1:46.505	37.843	158	36.518	155	32.144	138	168
8	1:35.180	34.851	170	32.934	202	27.395	173	212	17	2:13.968	47.031	88	51.521	96	35.416	171	144
9	1:36.369	34.799	169	33.597	201	27.973	173	213	18	1:36.181	34.708	168	33.507	201	27.966	172	210

Lap	Time	SE1	SP1	SE2	SP2	SE3	SP3	TSP	Lap	Time	SE1	SP1	SE2	SP2	SE3	SP3	TSP
29	Kuusiniemi, FIN								theoretical besttime: 1:34.475								
1	2:20.634	51.038	169	39.558	92	50.038	90	171	10	1:35.417	34.385	169	32.725	196	28.307	174	213
2	2:25.617	58.039	97	50.928	119	36.650	174	83	11	1:35.174	34.591	169	32.917	201	27.666	174	214
3	1:46.991	35.678	169	34.488	161	36.825	118	201	12	1:35.260	34.512	169	33.054	203	27.694	175	213
4	2:17.605	46.058	82	54.699	106	36.848	77	148	13	1:35.836	34.588	171	33.261	200	27.987	175	215
5	2:13.787	47.585	108	49.017	93	37.185	94	118	14	1:35.916	34.923	168	33.286	202	27.707	174	215
6	2:01.009	45.448	147	46.585	129	28.976	173	136	15	1:37.149	34.699	170	34.440	200	28.010	155	213
7	1:35.832	34.671	171	32.904	202	28.257	174	210	16	1:44.647	38.740	160	35.758	166	30.149	146	170
8	1:36.719	34.735	170	33.378	202	28.606	174	210	17	2:11.122	46.617	105	50.555	103	33.950	173	161
9	1:35.009	34.839	166	32.805	202	27.365	174	213	18	1:35.229	34.728	169	32.978	201	27.523	175	212

Lap	Time	SE1	SP1	SE2	SP2	SE3	SP3	TSP	Lap	Time	SE1	SP1	SE2	SP2	SE3	SP3	TSP
30	Buri, FIN								theoretical besttime: 1:34.127								
1	2:03.647	44.384	162	36.342	163	42.921	82	173	10	1:34.378	34.230	170	32.781	201	27.367	175	214
2	2:30.738	57.100	152	53.036	88	40.602	173	81	11	1:34.199	34.134	170	32.796	201	27.269	174	214
3	1:40.667	34.914	169	34.361	198	31.392	107	208	12	1:34.369	34.116	169	32.864	201	27.389	173	213
4	2:21.224	50.649	101	51.072	141	39.503	130	111	13	1:34.575	34.119	170	33.135	202	27.321	174	214
5	2:12.016	45.919	120	48.554	152	37.543	143	149	14	1:34.573	34.108	170	33.004	202	27.461	175	214
6	2:09.130	46.484	135	49.697	87	32.949	175	157	15	1:34.724	34.098	169	33.163	201	27.463	175	214
7	1:35.744	34.760	171	33.236	202	27.748	171	211	16	1:51.331	36.552	139	39.782	130	34.997	128	215
8	1:35.645	34.504	170	32.760	201	28.381	171	208	17	2:16.184	47.129	106	52.519	95	36.536	173	141
9	1:35.030	34.866	169	32.863	202	27.301	174	212	18	1:36.228	35.501	167	33.257	201	27.470	173	212

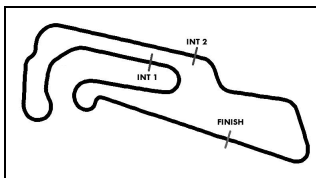
Lap	Time	SE1	SP1	SE2	SP2	SE3	SP3	TSP	Lap	Time	SE1	SP1	SE2	SP2	SE3	SP3	TSP
33	Reynolds, CHE								theoretical besttime: 1:36.273								
1	2:19.804	50.358	166	39.729	101	49.717	89	163	10	1:36.738	34.743	168	33.804	196	28.191	172	211
2	2:26.269	58.074	87	51.094	102	37.101	173	87	11	1:36.322	34.624	169	33.792	194	27.906	171	210
3	1:47.947	36.595	168	35.718	165	35.634	120	201	12	1:36.795	34.739	167	34.199	198	27.857	172	210
4	2:17.619	46.013	85	54.958	128	36.648	77	136	13	1:37.502	34.772	168	34.830	197	27.900	173	210
5	2:14.099	47.664	101	48.941	89	37.494	96	115	14	1:37.492	34.954	167	34.565	193	27.973	170	209

ver: 1.0

www.adac.de/motorsport

Page 3/ 5 printed: 14.4.2018 12:32





ADAC TCR Germany



Sector List Race 1

Provisional

Motorsportarena Oschersleben, Length: 3667m

Air temperature: 17.51°C

Track temperature: 19.17°C

Weather condition: Wet

DMSB Reg. Nr.: DMSB 802/18

Saturday, April 14, 2018 11:55:00

Lap	Time	SE1	SP1	SE2	SP2	SE3	SP3	TSP	Lap	Time	SE1	SP1	SE2	SP2	SE3	SP3	TSP
6	2:01.270	44.975	147	46.746	121	29.549	173	144	15	1:39.580	35.438	166	34.015	196	30.127	148	209
7	1:39.337	35.664	166	34.786	188	28.887	172	213	16	1:55.554	49.972	144	36.122	172	29.460	160	153
8	1:37.401	35.063	168	34.039	200	28.299	173	210	17	1:45.131	36.958	164	35.597	161	32.576	166	200
9	1:37.935	34.910	166	34.018	194	29.007	171	211	18	1:39.672	37.306	166	34.052	197	28.314	172	162

39 Thoma, CHE

theoretical besttime:

1	169
---	------------

42 Niederscheider, AUT

theoretical besttime: 1:34.668

1	2:22.422	53.428	169	38.999	94	49.995	101	181	10	1:35.763	34.282	172	33.842	187	27.639	175	214
2	2:24.768	58.314	99	50.634	116	35.820	173	95	11	1:34.867	34.429	169	33.106	200	27.332	175	214
3	1:47.382	35.912	170	35.720	169	35.750	126	208	12	1:34.742	34.334	171	33.082	203	27.326	174	214
4	2:17.634	46.128	89	55.331	129	36.175	82	153	13	1:35.892	34.640	171	33.313	203	27.939	173	216
5	2:14.481	47.856	104	48.751	94	37.874	101	120	14	1:35.936	34.835	167	33.399	203	27.702	174	214
6	2:00.511	44.874	136	46.518	133	29.119	176	143	15	1:37.290	34.710	171	34.263	203	28.317	147	214
7	1:36.009	34.846	171	33.454	201	27.709	175	212	16	1:44.695	38.879	168	35.797	173	30.019	138	162
8	1:35.157	34.415	172	33.060	203	27.682	175	214	17	2:10.825	46.684	103	50.373	107	33.768	172	148
9	1:35.640	34.925	171	33.266	203	27.449	173	211	18	1:36.052	35.145	170	33.400	203	27.507	174	213

44 Kaibach, DEU

theoretical besttime: 1:33.926

1	2:09.573	46.505	169	36.575	168	46.493	84	172	10	1:34.801	35.029	169	32.575	203	27.197	173	212
2	2:28.651	58.273	89	51.059	89	39.319	172	90	11	1:36.133	34.665	168	34.063	203	27.405	175	211
3	1:42.015	35.199	168	33.833	201	32.983	106	203	12	1:34.234	34.254	170	32.654	202	27.326	175	216
4	2:22.165	50.700	86	51.771	118	39.694	64	117	13	1:34.475	34.310	169	32.932	201	27.233	175	216
5	2:11.396	46.150	107	47.249	159	37.997	118	119	14	1:34.217	34.154	172	32.795	202	27.268	174	214
6	2:05.589	46.174	106	48.412	95	31.003	175	155	15	1:34.462	34.245	171	32.880	202	27.337	172	214
7	1:35.540	34.891	170	33.100	203	27.549	174	213	16	1:49.634	36.047	163	38.899	133	34.688	130	203
8	1:34.983	34.649	170	32.866	203	27.468	176	215	17	2:15.801	47.285	113	52.251	90	36.265	173	125
9	1:35.760	35.090	167	33.299	204	27.371	175	212	18	1:36.322	34.708	169	33.601	201	28.013	174	216

47 Kankkunen, FIN

theoretical besttime: 1:33.910

1	2:13.797	46.795	167	38.932	132	48.070	82	171	10	1:33.985	33.959	170	32.705	201	27.321	175	212
2	2:27.048	58.519	90	51.369	104	37.160	173	79	11	1:35.294	34.352	171	32.976	200	27.966	174	213
3	1:45.907	35.955	166	34.814	199	35.138	131	203	12	1:34.953	34.317	169	33.300	201	27.336	173	211
4	2:19.389	47.842	74	53.013	97	38.534	73	141	13	1:35.105	34.174	170	33.021	200	27.910	171	211
5	2:12.385	46.600	92	48.257	126	37.528	110	112	14	1:34.466	34.327	170	32.893	199	27.246	173	208
6	2:03.529	45.712	119	47.492	96	30.325	174	155	15	1:34.607	34.367	169	32.952	199	27.288	173	209
7	1:35.739	34.779	170	33.271	199	27.689	173	210	16	1:47.886	36.371	154	37.531	131	33.984	132	186
8	1:35.655	34.964	171	33.156	200	27.535	175	207	17	2:15.083	47.677	96	51.773	87	35.633	172	128
9	1:35.262	34.647	170	32.923	200	27.692	174	209	18	1:36.368	34.797	168	33.751	198	27.820	172	210

53 Halder, DEU

theoretical besttime: 1:34.396

1	2:17.790	49.438	164	39.508	107	48.844	87	163	10	1:34.869	34.242	170	33.011	200	27.616	174	213
2	2:26.149	58.449	99	51.440	102	36.260	174	81	11	1:34.721	34.252	170	32.934	203	27.535	176	215
3	1:48.669	36.025	167	35.873	161	36.771	118	197	12	1:35.930	35.003	169	33.240	202	27.687	173	215
4	2:17.806	46.080	82	54.416	110	37.310	78	155	13	1:35.432	34.392	171	33.570	200	27.470	174	215
5	2:13.337	47.141	106	48.935	105	37.261	89	115	14	1:35.041	34.557	170	33.187	200	27.297	174	214
6	2:01.229	45.436	145	46.479	118	29.314	175	125	15	1:35.185	34.338	170	33.294	200	27.553	174	212
7	1:36.196	34.611	171	33.421	201	28.164	174	198	16	1:46.817	39.108	157	36.772	151	30.937	136	145
8	1:36.791	34.352	171	33.726	200	28.713	172	213	17	2:11.859	46.789	97	51.077	108	33.993	172	145
9	1:34.495	34.176	170	32.923	203	27.396	175	213	18	1:36.157	34.915	172	33.456	203	27.786	173	200

54 Reicher, AUT

theoretical besttime: 1:34.196

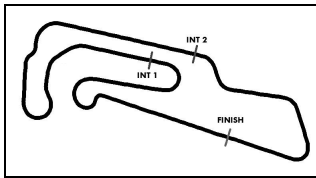
1	2:04.813	44.555	168	36.922	174	43.336	79	170	10	1:34.683	34.314	170	33.031	201	27.338	175	214
2	2:30.749	58.173	132	52.150	91	40.426	173	78	11	1:34.313	34.078	171	32.835	201	27.400	175	214
3	1:40.193	35.280	171	33.486	200	31.427	109	207	12	1:34.618	34.147	170	32.998	201	27.473	174	215
4	2:21.219	50.589	102	51.195	137	39.435	124	114	13	1:34.742	34.193	171	33.128	201	27.421	174	214
5	2:12.332	46.062	119	48.660	137	37.610	135	163	14	1:34.661	34.150	170	32.968	202	27.543	174	214
6	2:08.352	46.187	134	49.693	84	32.472	175	159	15	1:34.871	34.261	170	33.065	200	27.545	174	213
7	1:35.518	34.829	171	33.098	200	27.591	170	213	16	1:50.275	35.612	134	39.725	124	34.938	131	213
8	1:35.396	34.680	170	32.804	203	27.912	170	209	17	2:16.197	47.324	109	52.304	94	36.569	173	139

ver: 1.0

www.adac.de/motorsport

Page 4/ 5 printed: 14.4.2018 12:32





ADAC TCR Germany



Sector List Race 1

Provisional

Motorsportarena Oschersleben, Length: 3667m

Air temperature: 17.51°C

Track temperature: 19.17°C

Weather condition: Wet

DMSB Reg. Nr.: DMSB 802/18

Saturday, April 14, 2018 11:55:00

Lap	Time	SE1	SP1	SE2	SP2	SE3	SP3	TSP	Lap	Time	SE1	SP1	SE2	SP2	SE3	SP3	TSP
9	1:35.796	35.318	170	33.164	201	27.314	175	208	18	1:36.692	35.001	169	33.656	202	28.035	172	212

55 Fugel, DEU

theoretical besttime: 1:34.785

1	2:13.097	47.357	164	37.455	136	48.285	80	188	9	1:35.827	34.423	167	33.373	197	28.031	173	211
2	2:27.263	58.466	84	51.380	111	37.417	169	85	10	1:35.189	34.252	169	33.147	200	27.790	172	212
3	1:43.684	35.878	163	34.388	199	33.418	150	206	11	1:36.145	34.889	168	33.323	199	27.933	171	212
4	2:20.290	48.859	74	52.786	99	38.645	67	129	12	1:36.145	34.648	165	33.410	199	28.087	170	212
5	2:12.173	46.631	101	48.281	136	37.261	108	122	13	1:35.786	34.630	168	33.502	198	27.654	172	209
6	2:04.255	45.647	115	47.933	94	30.675	173	156	14	2:07.968	41.393	93	47.628	131	38.947	131	211
7	1:37.081	34.875	167	33.219	200	28.987	167	208	15								102
8	1:35.422	34.732	168	32.879	200	27.811	172	210									

60 Prattes, DEU

theoretical besttime: 1:34.498

1	2:18.451	49.839	165	39.518	103	49.094	89	170	10	1:34.828	34.043	171	33.302	198	27.483	175	214
2	2:26.033	58.452	98	51.265	105	36.316	173	85	11	1:34.855	34.063	170	33.096	200	27.696	175	214
3	1:47.152	35.581	167	35.215	176	36.356	123	198	12	1:35.702	34.881	171	33.375	199	27.446	174	214
4	2:17.781	46.265	80	54.122	117	37.394	80	166	13	1:35.208	34.282	166	33.346	200	27.580	172	216
5	2:13.490	47.408	103	48.774	100	37.308	88	117	14	1:39.580	37.610	161	34.095	197	27.875	174	213
6	2:01.777	44.826	149	47.130	111	29.821	174	145	15	1:41.365	39.254	155	34.022	199	28.089	171	213
7	1:36.009	34.456	171	33.387	201	28.166	173	207	16	1:40.350	36.187	166	34.772	172	29.391	138	170
8	1:36.784	34.421	169	33.885	201	28.478	173	211	17	2:10.851	47.128	110	50.192	119	33.531	172	145
9	1:34.682	34.135	171	33.188	200	27.359	174	213	18	1:36.553	34.868	170	33.862	200	27.823	174	203

77 Häußermann, DEU

theoretical besttime: 1:34.476

1	2:12.250	47.322	167	37.408	139	47.520	79	161	10	1:34.926	34.487	171	33.059	200	27.380	174	213
2	2:27.740	58.624	90	51.575	114	37.541	173	79	11	1:37.700	34.447	171	33.203	200	30.050	173	213
3	1:45.545	36.734	161	34.246	201	34.565	146	198	12	1:35.165	34.427	170	33.217	200	27.521	173	211
4	2:19.899	48.540	76	52.859	90	38.500	74	134	13	1:35.175	34.530	172	33.152	200	27.493	173	211
5	2:12.194	46.652	92	47.939	140	37.603	120	107	14	1:35.419	34.620	170	33.116	200	27.683	173	213
6	2:03.730	45.478	108	47.964	95	30.288	173	161	15	1:35.975	34.832	170	33.376	200	27.767	163	211
7	1:35.998	34.770	171	33.244	198	27.984	171	208	16	1:46.937	38.921	160	36.839	160	31.177	138	145
8	1:35.243	34.365	171	33.286	193	27.592	172	210	17	2:13.507	47.883	97	51.112	120	34.512	171	133
9	1:34.634	34.523	169	32.845	200	27.266	173	211	18	1:36.040	34.833	170	33.284	201	27.923	173	210

88 Fugel, DEU

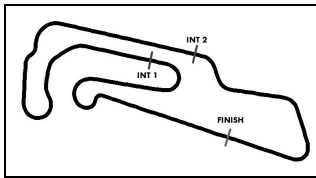
theoretical besttime: 1:52.184

1	2:04.128	44.416	163	36.807	163	42.905	84	168	3		34.858	167					206
2	2:30.892	57.724	147	52.649	96	40.519	171	75									

99 Sandberg, NLD

theoretical besttime: 1:35.010

1	2:21.351	50.948	164	40.090	98	50.313	89	166	10	1:35.304	34.462	169	33.131	199	27.711	172	212
2	2:25.527	58.404	99	50.895	108	36.228	172	90	11	1:35.258	34.456	168	33.101	199	27.701	171	211
3	1:48.801	37.367	168	35.055	163	36.379	133	201	12	1:35.380	34.339	169	33.435	197	27.606	171	211
4	2:17.294	46.079	85	55.389	119	35.826	87	138	13	1:35.325	34.477	170	33.179	200	27.669	172	212
5	2:14.720	47.879	104	48.873	90	37.968	96	116	14	1:35.471	34.303	169	33.558	200	27.610	172	211
6	2:01.301	44.461	138	47.310	123	29.530	173	139	15	1:37.513	34.625	169	33.879	200	29.009	164	212
7	1:37.837	35.024	170	33.836	195	28.977	172	211	16	1:40.571	37.130	150	34.794	171	28.647	169	161
8	1:37.304	34.870	168	34.056	195	28.378	173	210	17	2:09.551	46.237	110	49.989	134	33.325	171	149
9	1:36.874	34.982	169	33.572	199	28.320	172	210	18	1:36.516	34.971	169	33.749	200	27.796	173	208



ADAC TCR Germany

Top speed list Race 1

Provisional



Motorsportarena Oschersleben, Length: 3667m

Air temperature: 17.51°C

Track temperature: 19.17°C

Weather condition: Wet

DMSB Reg. Nr.: DMSB 802/18

Saturday, April 14, 2018 11:55:00

#	Name (NAT)	Team	Car name	Speed	Lap	Race time
6	Oliver Holdener (CHE)	Wolf-Power Racing	Cupra Leon TCR	217.30	10	17:56.577
44	Sandro Kaibach (DEU)	PROsport Performance	Audi RS 3 LMS TCR	216.86	12	21:02.078
42	Lukas Niedertscheider (AUT)	Niedertscheider Motorsport Team	Peugeot 308 TCR	216.43	13	22:44.869
60	Loris Prattes (DEU)	TOPCAR Sport	Cupra Leon TCR	216.00	13	22:43.043
2	Petr Fulin (CZE)	Fullin Race Academy	Cupra Leon TCR	215.56	8	14:39.364
53	Michelle Halder (DEU)	Profi-Car Team Halder	Cupra Leon TCR	215.56	12	21:07.527
29	Jussi Kuusiniemi (FIN)	Positione Motorsport	VW Golf GTI TCR 2018	215.56	13	22:44.549
54	Simon Reicher (AUT)	YACO Racing	Audi RS 3 LMS TCR	215.13	12	20:58.869
19	Max Hesse (DEU)	PROsport Performance	Audi RS 3 LMS TCR	215.13	15	25:57.006
17	Jasmin Preisig (CHE)	Steibel Motorsport	Opel Astra TCR	214.71	10	18:04.253
30	Antti Buri (FIN)	LMS Racing	Audi RS 3 LMS TCR	214.71	14	24:06.877
3	Kai Jordan (DEU)	Team Engstler Germany	VW Golf GTI TCR 2018	213.86	9	16:15.907
10	Benjamin Leuchter (DEU)	Max Kruse Racing	VW Golf GTI TCR 2018	213.86	9	16:20.541
33	J.C. Reynolds (CHE)	TOPCAR Sport	Cupra Leon TCR	213.43	7	13:12.555
14	Niels Langeveld (NLD)	Racing One	Audi RS 3 LMS TCR	213.43	8	14:37.542
47	Niko Kankkunen (FIN)	Team Engstler Europe	VW Golf GTI TCR 2018	213.43	11	19:28.205
27	Theo Coicaud (FRA)	Liqui Moly Team Engstler	VW Golf GTI TCR 2018	213.01	9	16:15.208
77	Justin Häußermann (DEU)	Team Engstler Germany	VW Golf GTI TCR 2018	213.01	10	17:52.773
55	Marcel Fugel (DEU)	Profi-Car Team Halder	Honda Civic TCR 2017	212.59	10	17:54.641
11	Luke Wankmüller (DEU)	HP Racing International	Opel Astra TCR	212.18	8	14:39.688
99	Maurits Sandberg (NLD)	Racing One	Audi RS 3 LMS TCR	212.18	10	18:06.602
8	Luca Engstler (DEU)	Liqui Moly Team Engstler	VW Golf GTI TCR 2018	212.18	11	19:22.809
23	Sebastian Steibel (DEU)	Steibel Motorsport	VW Golf GTI TCR 2016	210.93	7	13:08.892
22	Harald Proczyk (AUT)	HP Racing International	Opel Astra TCR	210.11	7	13:02.559
7	Mike Halder (DEU)	Team Honda ADAC Sachsen	Honda Civic TCR 2018	210.11	13	22:58.653
5	Alex Morgan (GBR)	Wolf-Power Racing	Renault Megane TCR	208.49	9	16:30.740
88	Dominik Fugel (DEU)	Team Honda ADAC Sachsen	Honda Civic TCR 2018	206.50	3	4:40.678
39	Florian Thoma (CHE)	Team Engstler Europe	VW Golf GTI TCR 2018	169.27	1	11.627