



ADAC Formel 4

Result List Race 1

Provisional



Motorsportarena Oschersleben, Length: 3667m

Air temperature: 15.55°C

Track temperature: 12.71°C

Weather condition: Wet

DMSB Reg. Nr.: DMSB 830/18

Saturday, April 14, 2018 11:05:00

started : 20 classified : 16 not classified : 4

Nr.	Drivers	Team	Laps	Total Time	Gap	Kph	Lap	Time	Kph
Cl.	Car	Competitor							
1	44 L.Zendeli(DEU) ADAC Formel 4 powered by Abarth	(T) US Racing - CHRSD(UEU) US Racing - CHRSD	18	31:54.050		123.4	7	1:24.789	155.6
2	28 M.Wishofer(AUT) ADAC Formel 4 powered by Abarth	(T) US Racing - CHRSD(UEU) US Racing - CHRSD	18	31:54.271	0.221	123.4	7	1:24.671	155.9
3	30 L.Lawson(NLD) ADAC Formel 4 powered by Abarth	(T) Van Amersfoort Racing(NLD) Van Amersfoort Racing	18	31:54.891	0.841	123.6	7	1:25.300	154.7
4	74 E.Fittipaldi(ITA) ADAC Formel 4 powered by Abarth	(T) PREMA Theodore Racing PREMA Theodore Racing	18	31:55.441	1.391	123.5	6	1:25.487	154.4
5	27 D.Schumacher(DEU) R ADAC Formel 4 powered by Abarth	US Racing - CHRSD(UEU) US Racing - CHRSD	18	31:55.965	1.915	123.6	6	1:25.377	154.6
6	2 F.Vesti(DNK) ADAC Formel 4 powered by Abarth	(T) Van Amersfoort Racing(NLD) Van Amersfoort Racing	18	31:56.284	2.234	123.4	6	1:25.541	154.3
7	10 K.Lappalainen(FIN) ADAC Formel 4 powered by Abarth	KIC Driving Academy(FIN) KIC Driving Academy	18	31:57.400	3.350	123.8	9	1:25.828	153.8
8	5 G.Petecof(ITA) R ADAC Formel 4 powered by Abarth	PREMA Theodore Racing PREMA Theodore Racing	18	32:00.317	6.267	123.4	8	1:26.114	153.2
9	4 N.Krütten(DEU) R ADAC Formel 4 powered by Abarth	(T) ADAC Berlin-Brandenburg e.V.(DEU) ADAC Berlin-Brandenburg e.V.	18	32:00.757	6.707	123.7	9	1:26.178	153.1
10	64 O.Caldwell(GBR) ADAC Formel 4 powered by Abarth	(T) PREMA Theodore Racing PREMA Theodore Racing	18	32:01.286	7.236	123.3	7	1:25.813	153.8
11	95 T.Beckhäuser(CZE) ADAC Formel 4 powered by Abarth	US Racing - CHRSD(UEU) US Racing - CHRSD	18	32:01.673	7.623	123.4	9	1:26.618	152.4
12	26 L.Köhler(DEU) R ADAC Formel 4 powered by Abarth	(T) ADAC Berlin-Brandenburg e.V.(DEU) ADAC Berlin-Brandenburg e.V.	18	32:02.109	8.059	123.6	5	1:27.011	151.7
13	80 A.Estner(DEU) ADAC Formel 4 powered by Abarth	(T) Neuhauser Racing Team(AUT) Neuhauser Racing Team	18	32:04.205	10.155	123.3	6	1:25.706	154.0
14	13 A.Di Comberti(GBR) ADAC Formel 4 powered by Abarth	(T) KDC Racing(ESP) KDC Racing	18	32:04.673	10.623	123.6	9	1:26.920	151.8
15	81 S.Estner(DEU) R ADAC Formel 4 powered by Abarth	(T) Neuhauser Racing Team(AUT) Neuhauser Racing Team	18	32:05.069	11.019	123.7	5	1:27.030	151.6
16	22 L.Roy(DEU) ADAC Formel 4 powered by Abarth	Van Amersfoort Racing(NLD) Van Amersfoort Racing	18	32:05.224	11.174	123.5	9	1:26.698	152.2
Not classified									
23	J.Alders(NLD) R ADAC Formel 4 powered by Abarth	Van Amersfoort Racing(NLD) Van Amersfoort Racing	15	26:20.952	3LAPS	124.9	8	1:26.063	153.3
14	L.Lorandi(ITA) ADAC Formel 4 powered by Abarth	(T) KDC Racing(ESP) KDC Racing	13	22:30.311	5LAPS	126.7	6	1:25.678	154.0
6	I.Cohen(ISR) R ADAC Formel 4 powered by Abarth	(T) ADAC Berlin-Brandenburg e.V.(DEU) ADAC Berlin-Brandenburg e.V.	7	12:10.198	11LAPS	127.4	7	1:26.700	152.2
21	C.Weerts(BEL) ADAC Formel 4 powered by Abarth	Van Amersfoort Racing(NLD) Van Amersfoort Racing							
Did not start									
69	J.Salmenautio(FIN) ADAC Formel 4 powered by Abarth	(T) KIC Driving Academy(FIN) KIC Driving Academy							

Fastest lap of the race. Car 28 driver Mick Wishofer on lap 7. Time 1:24.671, average speed 155.9 km/h.

T = nominated for the Team Classification

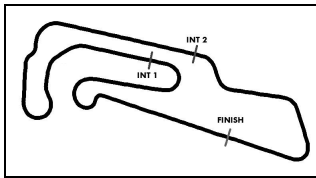
Subject to final scrutineering!		
Publication time:	Clerk of the Course: Ralph Bohnhorst	Timekeeper: Steffen Ruhl

ver: 1.0

www.adac.de/motorsport

Page 1/ 1 printed: 14.4.2018 11:40





ADAC Formel 4

Class Result List Race 1



Provisional

DMSB Reg. Nr.: DMSB 830/18

Saturday, April 14, 2018 11:05:00



Motorsportarena Oschersleben, Length: 3667m
 Air temperature: 15.55°C
 Track temperature: 12.71°C
 Weather condition: Wet

started : 20 classified : 16 not classified : 4

Nr. Drivers	Team	Laps	Total Time	Gap	Kph	Lap	Time	Kph
Car	Competitor							

CLASS: Rookie

Started: 7 Classified: 5

Not Classified: 2

1	27	D.Schumacher(DEU) ADAC Formel 4 powered by Abarth	US Racing - CHRSD(UE) US Racing - CHRSD	18	31:55.965		123.6	6	1:25.377	154.6
2	5	G.Petecof(ITA) ADAC Formel 4 powered by Abarth	PREMA Theodore Racing PREMA Theodore Racing	18	32:00.317	4.352	123.4	8	1:26.114	153.2
3	4	N.Krütten(DEU) ADAC Formel 4 powered by Abarth	ADAC Berlin-Brandenburg e.V.(DEU) ADAC Berlin-Brandenburg e.V.	18	32:00.757	4.792	123.7	9	1:26.178	153.1
4	26	L.Köhler(DEU) ADAC Formel 4 powered by Abarth	ADAC Berlin-Brandenburg e.V.(DEU) ADAC Berlin-Brandenburg e.V.	18	32:02.109	6.144	123.6	5	1:27.011	151.7
5	81	S.Estner(DEU) ADAC Formel 4 powered by Abarth	Neuhauser Racing Team(AUT) Neuhauser Racing Team	18	32:05.069	9.104	123.7	5	1:27.030	151.6
Not classified										
23		J.Alders(NLD) ADAC Formel 4 powered by Abarth	Van Amersfoort Racing(NLD) Van Amersfoort Racing	15	26:20.952	3LAPS	124.9	8	1:26.063	153.3
6		I.Cohen(ISR) ADAC Formel 4 powered by Abarth	ADAC Berlin-Brandenburg e.V.(DEU) ADAC Berlin-Brandenburg e.V.	7	12:10.198	11LAPS	127.4	7	1:26.700	152.2

Fastest lap of the class. Car 27 driver David Schumacher on lap 6. Time 1:25.377, average speed 154.6 km/h.

T = nominated for the Team Classification

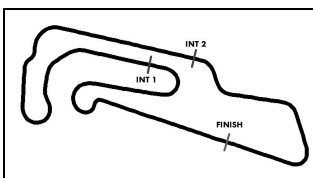
Subject to final scrutineering!		
Publication time:	Clerk of the Course: Ralph Bohnhorst	Timekeeper: Steffen Ruhl

ver: 1.0

www.adac.de/motorsport

Page 1/ 1 printed: 14.4.2018 11:40





ADAC Formel 4

Lap Chart Race 1

Provisional

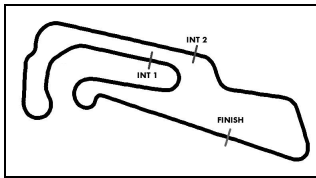


Motorsportarena Oschersleben, Length: 3667 m

Saturday, April 14, 2018 11:05:00

LapCha	1	2	3	4	5	6	7	8	9	10	11	12	13	14	15	16	17	18	19	20	21	22	23	24	25	26	27	28	29	30	31	32	33	34	35	36	37	38	39	40	41	42	43	44	45										
LAP 1	44	28	2	74	30	27	14	64	23	5	95	80	10	26	4	22	6	13	81																																				
LAP 2	44	28	2	74	30	27	14	64	23	5	95	80	10	26	4	22	6	13	81																																				
LAP 3	44	28	2	74	30	27	14	64	23	5	95	80	10	26	4	22	6	13	81																																				
LAP 4	44	28	2	74	30	27	14	64	23	5	80	10	95	26	4	22	6	13	81																																				
LAP 5	44	28	2	74	30	27	14	64	23	5	80	10	26	95	4	22	6	13	81																																				
LAP 6	44	28	2	74	30	27	14	64	80	5	10	23	26	95	4	6	22	13	81																																				
LAP 7	44	28	2	74	30	27	14	64	80	10	23	5	26	4	95	6	22	13	81																																				
LAP 8	44	28	2	74	30	27	14	64	80	10	23	5	4	95	22	13	81	26																																					
LAP 9	44	28	74	2	30	27	14	64	80	10	23	5	4	95	22	13	81	26																																					
LAP 10	44	28	74	30	2	27	14	64	80	10	23	5	4	95	22	13	81	26																																					
LAP 11	44	28	74	30	2	27	14	64	80	10	23	5	4	95	22	13	81	26																																					
LAP 12	44	28	74	30	2	27	14	64	80	10	23	5	4	95	22	13	81	26																																					
LAP 13	44	28	30	74	2	27	14	80	10	23	5	4	95	64	13	26	22	81																																					
LAP 14	44	28	30	74	2	27	10	23	5	4	95	64	13	26	22	81	80																																						
LAP 15	44	28	30	74	2	27	10	23	5	4	64	95	26	13	22	80	81																																						
LAP 16	44	28	30	74	2	27	10	5	4	64	95	26	80	13	22	81																																							
LAP 17	44	28	30	74	27	2	10	5	4	64	95	26	80	13	81	22																																							
LAP 18	44	28	30	74	27	2	10	5	4	64	95	26	80	13	81	22																																							

.- PITSTOP ' -LAPBEHIND



ADAC Formel 4

Sector List Race 1

Provisional



Motorsportarena Oschersleben, Length: 3667m

Air temperature: 15.55°C

Track temperature: 12.71°C

Weather condition: Wet

DMSB Reg. Nr.: DMSB 830/18

Saturday, April 14, 2018 11:05:00

Lap	Time	SE1	SP1	SE2	SP2	SE3	SP3	TSP	Lap	Time	SE1	SP1	SE2	SP2	SE3	SP3	TSP
2	Vesti, DNK								theoretical besttime: 1:25.517								
1	1:38.352	38.841	172	30.536	203	28.975	123	177	10	1:44.316	32.474	174	36.542	120	35.300	116	210
2	2:12.790	46.716	106	48.312	132	37.762	122	134	11	2:15.448	44.792	112	52.718	118	37.938	124	126
3	2:24.003	48.461	92	1:06.380	49	29.162	178	148	12	2:09.751	44.302	117	52.684	58	32.765	177	137
4	1:26.467	32.322	174	29.697	203	24.448	178	210	13	1:26.939	32.262	174	29.898	202	24.779	178	210
5	1:25.688	31.827	174	29.463	203	24.398	177	208	14	1:29.589	31.992	174	29.874	201	27.723	125	209
6	1:25.541	31.740	174	29.487	202	24.314	178	208	15	2:22.019	47.624	106	52.134	120	42.261	177	133
7	1:25.911	31.785	174	29.616	201	24.510	177	208	16	1:27.921	32.307	175	30.050	202	25.564	177	210
8	1:26.065	31.937	173	29.620	202	24.508	177	207	17	1:43.131	32.534	175	31.431	157	39.166	106	206
9	1:26.780	31.770	173	29.671	201	25.339	180	207	18	2:25.573	51.171	94	1:03.419	109	30.983	175	108

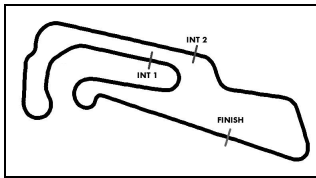
Lap	Time	SE1	SP1	SE2	SP2	SE3	SP3	TSP	Lap	Time	SE1	SP1	SE2	SP2	SE3	SP3	TSP
4	Krütten, DEU								theoretical besttime: 1:25.924								
1	1:47.838	42.328	173	31.498	203	34.012	100	187	10	1:38.366	31.555	177	33.318	97	33.493	122	213
2	2:12.351	47.110	89	47.380	127	37.861	103	146	11	2:16.318	46.122	78	51.451	111	38.745	112	128
3	2:20.112	47.793	85	1:04.595	39	27.724	180	161	12	2:05.660	43.759	116	50.985	66	30.916	180	156
4	1:27.783	32.292	177	30.533	200	24.958	181	211	13	1:27.945	32.357	177	30.165	204	25.423	184	215
5	1:27.726	32.243	176	30.451	203	25.032	181	214	14	1:31.100	33.280	176	30.617	187	27.203	162	200
6	1:27.003	31.914	177	30.199	204	24.890	182	214	15	2:19.003	46.410	104	52.474	116	40.119	180	128
7	1:27.105	31.854	177	29.920	203	25.331	178	213	16	1:28.472	32.385	178	30.398	203	25.689	180	213
8	1:27.000	32.226	176	30.077	201	24.697	180	212	17	1:42.802	32.070	176	32.220	169	38.512	112	215
9	1:26.178	31.541	175	29.686	203	24.951	180	211	18	2:27.995	52.118	84	1:02.679	108	33.198	172	104

Lap	Time	SE1	SP1	SE2	SP2	SE3	SP3	TSP	Lap	Time	SE1	SP1	SE2	SP2	SE3	SP3	TSP
5	Petecof, ITA								theoretical besttime: 1:25.892								
1	1:42.969	40.981	173	31.352	200	30.636	121	181	10	1:38.423	31.581	173	33.229	99	33.613	120	208
2	2:13.367	47.986	89	47.509	111	37.872	124	122	11	2:16.148	46.088	80	51.480	107	38.580	110	125
3	2:22.093	47.817	100	1:05.161	49	29.115	176	139	12	2:06.145	43.805	113	51.113	63	31.227	178	170
4	1:27.485	32.461	175	30.246	200	24.778	178	208	13	1:28.056	32.264	176	30.390	201	25.402	180	210
5	1:26.642	31.871	174	29.891	201	24.880	180	208	14	1:30.057	33.134	173	30.564	198	26.359	169	210
6	1:26.962	32.707	174	29.787	200	24.468	177	213	15	2:19.896	46.814	103	52.235	120	40.847	177	140
7	1:30.139	31.717	174	31.626	119	26.796	176	206	16	1:28.486	32.378	175	30.485	196	25.623	177	210
8	1:26.114	31.760	173	29.819	202	24.535	178	208	17	1:42.545	31.939	173	31.736	164	38.870	108	209
9	1:26.709	31.637	175	29.957	197	25.115	177	208	18	2:28.081	52.005	83	1:02.824	105	33.252	170	101

Lap	Time	SE1	SP1	SE2	SP2	SE3	SP3	TSP	Lap	Time	SE1	SP1	SE2	SP2	SE3	SP3	TSP
6	Cohen, ISR								theoretical besttime: 1:26.179								
1	1:48.864	42.951	173	31.530	204	34.383	100	193	5	1:27.265	31.898	176	30.258	202	25.109	180	212
2	2:12.414	47.351	85	47.416	115	37.647	109	143	6	1:26.800	32.078	175	29.845	203	24.877	179	213
3	2:20.371	47.728	88	1:04.866	37	27.777	179	127	7	1:26.700	31.457	177	30.081	204	25.162	182	210
4	1:27.784	32.351	176	30.264	204	25.169	179	210	8		32.205	177					212

Lap	Time	SE1	SP1	SE2	SP2	SE3	SP3	TSP	Lap	Time	SE1	SP1	SE2	SP2	SE3	SP3	TSP
10	Lappalainen, FIN								theoretical besttime: 1:25.608								
1	1:45.963	41.547	172	31.621	202	32.795	112	188	10	1:41.030	31.763	171	35.486	101	33.781	116	206
2	2:13.048	47.414	90	47.246	124	38.388	94	143	11	2:16.460	45.904	97	51.699	102	38.857	110	125
3	2:20.256	47.475	83	1:04.521	47	28.260	179	167	12	2:06.275	43.002	134	51.876	62	31.397	178	160
4	1:27.325	32.373	173	30.059	201	24.893	179	210	13	1:28.285	32.578	174	30.392	199	25.315	179	209
5	1:26.482	31.906	175	29.832	203	24.744	179	210	14	1:28.569	32.229	172	29.914	200	26.426	150	210
6	1:27.833	33.124	172	29.975	201	24.734	177	213	15	2:21.060	47.435	106	52.491	110	41.134	179	147
7	1:26.068	31.842	173	29.653	200	24.573	176	206	16	1:28.172	32.669	174	30.330	198	25.173	177	213
8	1:25.832	31.854	173	29.580	200	24.398	176	207	17	1:43.205	32.201	174	31.823	155	39.181	108	209
9	1:25.828	31.689	173	29.521	200	24.618	177	206	18	2:25.709	51.209	100	1:03.327	108	31.173	173	106

Lap	Time	SE1	SP1	SE2	SP2	SE3	SP3	TSP	Lap	Time	SE1	SP1	SE2	SP2	SE3	SP3	TSP
13	Di Comberti, GBR								theoretical besttime: 1:26.736								
1	1:50.033	43.134	176	31.748	201	35.151	104	185	10	1:36.728	32.539	163	33.668	156	30.521	110	209
2	2:12.067	46.631	84	47.720	121	37.716	100	135	11	2:16.207	45.762	78	52.253	129	38.192	111	127
3	2:19.837	47.358	92	1:04.721	42	27.758	179	116	12	2:04.997	43.939	106	50.547	66	30.511	178	116
4	1:27.817	32.582	175	30.236	203	24.999	180	210	13	1:28.484	33.102	173	30.259	200	25.123	180	207
5	1:27.381	31.934	175	30.175	204	25.272	179	212	14	1:31.454	32.736	175	30.607	199	28.111	153	212
6	1:27.600	32.304	176	30.371	204	24.925	179	211	15	2:18.230	46.098	98	52.285	113	39.847	175	131
7	1:27.032	32.015	173	30.011	203	25.006	178	212	16	1:29.077	32.985	175	30.411	202	25.681	180	207
8	1:27.902	31.877	177	31.066	185	24.959	178	212	17	1:44.167	32.155	175	33.508	156	38.504	114	213
9	1:26.920	31.914	174	30.158	200	24.848	179	210	18	2:28.740	52.385	89	1:02.257	100	34.098	130	107



ADAC Formel 4

Sector List Race 1

Provisional



Motorsportarena Oschersleben, Length: 3667m

Air temperature: 15.55°C

Track temperature: 12.71°C

Weather condition: Wet

DMSB Reg. Nr.: DMSB 830/18

Saturday, April 14, 2018 11:05:00

Lap	Time	SE1	SP1	SE2	SP2	SE3	SP3	TSP	Lap	Time	SE1	SP1	SE2	SP2	SE3	SP3	TSP
-----	------	-----	-----	-----	-----	-----	-----	-----	-----	------	-----	-----	-----	-----	-----	-----	-----

14 Lorandi, ITA

theoretical besttime:

1	1:40.772					1:40.772			8	1:25.691							
2	2:13.076								9	1:26.062							
3	2:23.322								10	1:43.229							
4	1:27.137								11	2:15.287							
5	1:26.279								12	2:09.023							
6	1:25.678								13	1:28.608							
7	1:26.147																

21 Weerts, BEL

theoretical besttime:

1									183								
---	--	--	--	--	--	--	--	--	-----	--	--	--	--	--	--	--	--

22 Roy, DEU

theoretical besttime:

1	1:48.170					1:48.170			10	1:36.810							
2	2:12.584								11	2:16.207							
3	2:20.323								12	2:05.441							
4	1:27.874								13	1:29.808							
5	1:27.330								14	1:31.632							
6	1:28.099								15	2:17.230							
7	1:26.860								16	1:30.534							
8	1:27.947								17	1:43.516							
9	1:26.698								18	2:28.161							

23 Alders, NLD

theoretical besttime: 1:25.862

1	1:42.271	40.642	173	31.131	203	30.498	124	188	9	1:26.294	31.709	174	29.594	202	24.991	178	209
2	2:13.406	47.878	93	47.723	116	37.805	122	127	10	1:38.826	31.756	174	33.535	108	33.535	126	209
3	2:22.314	47.996	88	1:05.205	49	29.113	178	150	11	2:16.237	45.991	84	51.256	104	38.990	102	119
4	1:27.155	32.540	173	29.908	204	24.707	179	210	12	2:06.183	43.358	131	51.678	63	31.147	179	170
5	1:27.275	31.990	175	29.963	204	25.322	178	211	13	1:28.155	32.361	176	30.253	204	25.541	180	213
6	1:29.333	34.342	174	30.170	203	24.821	179	211	14	1:29.648	32.450	175	30.112	203	27.086	173	212
7	1:27.462	31.835	174	29.858	203	25.769	178	210	15	2:20.330	46.733	111	52.448	108	41.149	179	151
8	1:26.063	31.795	174	29.709	202	24.559	178	209	16		32.262	176	30.091	204			211

26 Köhler, DEU

theoretical besttime: 1:26.408

1	1:47.116	41.998	172	31.312	204	33.806	103	190	10	1:29.376	32.697	171	31.259	190	25.420	171	207
2	2:12.411	47.303	92	46.976	134	38.132	101	150	11	2:07.648	37.485	82	53.097	120	37.066	106	194
3	2:20.079	47.811	89	1:04.551	40	27.717	179	162	12	2:03.840	44.240	100	49.519	84	30.081	182	117
4	1:28.109	32.668	174	30.131	204	25.310	179	210	13	1:28.252	33.205	173	30.226	201	24.821	180	213
5	1:27.011	32.362	175	30.045	200	24.604	178	213	14	1:31.593	32.793	176	30.466	186	28.334	160	213
6	1:27.380	32.322	174	30.314	200	24.744	179	209	15	2:17.753	46.534	109	52.105	110	39.114	175	132
7	1:27.711	31.841	176	29.963	202	25.907	177	212	16	1:28.435	32.682	174	30.023	204	25.730	180	207
8	1:46.117	32.029	175	47.861	161	26.227	176	211	17	1:43.598	32.052	175	33.169	165	38.377	120	211
9	1:28.268	32.269	173	30.792	185	25.207	177	205	18	2:27.412	52.281	83	1:02.235	110	32.896	166	106

27 Schumacher, DEU

theoretical besttime: 1:25.300

1	1:40.389	39.664	173	30.869	200	29.856	115	181	10	1:44.298	32.082	176	37.073	119	35.143	114	213
2	2:12.671	47.185	100	47.621	145	37.865	115	133	11	2:15.611	44.962	105	52.775	121	37.874	125	124
3	2:23.730	48.473	90	1:05.784	49	29.473	178	150	12	2:09.244	44.211	126	52.503	60	32.530	180	136
4	1:26.260	31.890	175	29.844	202	24.526	180	209	13	1:27.033	32.222	176	29.953	204	24.858	180	212
5	1:26.381	31.837	175	30.022	200	24.522	180	211	14	1:29.828	31.857	175	30.044	203	27.927	122	212
6	1:25.377	31.511	176	29.462	203	24.404	180	211	15	2:21.874	47.565	100	52.289	119	42.020	177	143
7	1:25.506	31.434	175	29.531	204	24.541	179	212	16	1:27.583	32.137	177	30.005	205	25.441	180	209
8	1:25.728	31.538	175	29.656	203	24.534	179	211	17	1:42.582	32.075	176	31.401	172	39.106	96	211
9	1:26.178	31.505	176	30.049	200	24.624	180	211	18	2:25.692	51.181	95	1:03.526	102	30.985	173	113

28 Wishofer, AUT

theoretical besttime: 1:24.655

1	1:37.004	38.379	173	30.684	203	27.941	139	173	10	1:44.002	31.999	173	36.405	130	35.598	112	205
2	2:12.983	47.095	104	48.433	126	37.455	135	151	11	2:15.179	44.335	120	52.183	118	38.661	123	136
3	2:24.763	48.901	90	1:06.550	49	29.312	177	158	12	2:10.467	44.443	123	53.118	59	32.906	178	157
4	1:25.843	31.762	175	29.545	203	24.536	178	208	13	1:25.786	31.578	174	29.666	203	24.542	179	208
5	1:24.962	31.376	175	29.393	202	24.193	178	208	14	1:29.840	31.393	175	29.612	203	28.835	125	210

ver: 1.0

www.adac.de/motorsport

Page 2/ 4 printed: 14.4.2018 11:40



Premium-Serienpartner





ADAC Formel 4

Sector List Race 1

Provisional



Motorsportarena Oschersleben, Length: 3667m

Air temperature: 15.55°C

Track temperature: 12.71°C

Weather condition: Wet

DMSB Reg. Nr.: DMSB 830/18

Saturday, April 14, 2018 11:05:00

Lap	Time	SE1	SP1	SE2	SP2	SE3	SP3	TSP	Lap	Time	SE1	SP1	SE2	SP2	SE3	SP3	TSP
6	1:24.769	31.390	175	29.248	203	24.131	179	209	15	2:23.160	48.265	103	51.742	119	43.153	178	127
7	1:24.671	31.276	175	29.259	204	24.136	178	210	16	1:26.825	32.146	177	30.108	204	24.571	179	209
8	1:25.120	31.405	175	29.417	203	24.298	178	210	17	1:42.970	31.563	175	31.462	147	39.945	102	209
9	1:30.121	31.282	175	29.417	188	29.422	177	208	18	2:25.806	51.057	104	1:03.527	110	31.222	173	110

30 Lawson, NLD

theoretical besttime: 1:25.233

1	1:39.560	39.312	176	30.632	204	29.616	119	179	10	1:43.460	31.735	173	36.159	127	35.566	110	212
2	2:12.823	46.989	106	47.896	135	37.938	116	131	11	2:15.260	44.590	126	51.829	112	38.841	125	143
3	2:23.716	48.552	85	1:05.932	48	29.232	178	144	12	2:10.000	44.450	127	52.744	58	32.806	181	138
4	1:26.386	32.075	176	29.802	205	24.509	181	210	13	1:25.938	31.886	175	29.588	204	24.464	179	212
5	1:26.254	32.193	175	29.680	203	24.381	179	213	14	1:29.738	31.549	175	29.743	202	28.446	127	208
6	1:25.520	31.569	175	29.464	204	24.487	178	209	15	2:22.649	48.003	115	52.031	126	42.615	179	126
7	1:25.300	31.432	175	29.531	204	24.337	179	210	16	1:27.675	32.458	176	30.103	205	25.114	178	208
8	1:26.016	31.705	176	29.755	205	24.556	179	210	17	1:42.432	31.815	175	31.133	163	39.484	102	208
9	1:26.305	31.604	176	29.775	204	24.926	179	212	18	2:25.859	51.289	95	1:03.447	107	31.123	174	112

44 Zendeli, DEU

theoretical besttime: 1:24.671

1	1:36.672	38.061	172	30.740	200	27.871	137	172	10	1:48.307	32.175	174	37.229	92	38.903	112	204
2	2:12.333	46.465	110	48.218	114	37.650	137	153	11	2:14.349	43.602	127	52.364	115	38.383	137	139
3	2:25.051	49.328	92	1:06.620	51	29.103	178	140	12	2:11.390	44.690	140	53.723	58	32.977	178	144
4	1:25.759	31.783	174	29.484	202	24.492	178	207	13	1:25.631	31.576	174	29.666	202	24.389	178	207
5	1:24.898	31.398	174	29.264	202	24.236	179	208	14	1:30.024	31.491	175	29.530	202	29.003	122	208
6	1:24.874	31.269	175	29.347	202	24.258	178	208	15	2:23.235	48.044	103	51.855	107	43.336	177	131
7	1:24.789	31.363	175	29.179	203	24.247	178	208	16	1:26.778	32.282	173	29.937	202	24.559	178	207
8	1:24.953	31.256	175	29.323	202	24.374	179	208	17	1:42.926	31.661	174	31.264	149	40.001	100	208
9	1:26.138	31.384	175	29.442	198	25.312	173	208	18	2:25.943	50.782	98	1:03.578	111	31.583	157	110

64 Caldwell, GBR

theoretical besttime: 1:25.669

1	1:41.638	40.465	172	30.787	203	30.386	119	187	10	1:42.631	31.640	174	36.463	99	34.528	107	210
2	2:13.377	47.590	99	47.910	124	37.877	118	137	11	2:16.425	45.598	111	52.051	115	38.776	116	122
3	2:22.388	48.005	94	1:05.257	48	29.126	181	160	12	2:07.341	43.438	134	51.898	66	32.005	177	155
4	1:27.086	32.188	175	30.088	203	24.810	180	213	13	1:30.882	32.625	172	31.820	177	26.437	179	208
5	1:26.577	32.113	174	29.805	204	24.659	178	210	14	1:30.984	32.717	175	30.413	203	27.854	153	213
6	1:26.107	31.609	175	29.794	201	24.704	179	211	15	2:18.401	46.360	102	52.372	108	39.669	175	129
7	1:25.813	31.680	175	29.653	203	24.480	179	210	16	1:28.309	32.323	175	30.173	203	25.813	179	207
8	1:25.820	31.536	175	29.744	203	24.540	180	211	17	1:43.002	31.992	176	32.704	173	38.306	120	213
9	1:26.590	31.719	175	30.046	203	24.825	178	210	18	2:27.915	52.004	90	1:02.572	108	33.339	169	98

74 Fittipaldi, ITA

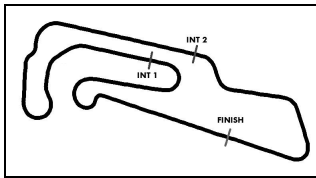
theoretical besttime: 1:25.271

1	1:38.821	39.095	176	30.475	202	29.251	112	175	10	1:43.336	31.680	175	35.786	125	35.870	112	208
2	2:12.781	46.902	100	48.096	126	37.783	117	132	11	2:15.159	44.603	119	51.731	115	38.825	126	134
3	2:24.037	48.689	91	1:06.054	49	29.294	179	145	12	2:10.473	44.338	127	52.995	57	33.140	178	155
4	1:26.697	32.298	175	29.780	204	24.619	178	209	13	1:26.599	32.313	176	29.840	203	24.446	180	207
5	1:25.828	31.924	175	29.570	203	24.334	179	208	14	1:29.596	31.503	177	29.982	199	28.111	122	210
6	1:25.487	31.689	175	29.548	203	24.250	179	211	15	2:22.369	48.036	106	52.054	117	42.279	183	134
7	1:25.504	31.473	175	29.592	206	24.439	178	211	16	1:28.491	32.252	174	30.148	202	26.091	177	212
8	1:26.081	31.766	176	29.773	205	24.542	179	210	17	1:41.980	31.932	175	30.803	182	39.245	107	209
9	1:26.265	31.600	175	29.800	203	24.865	179	212	18	2:25.937	51.284	97	1:03.218	111	31.435	174	106

80 Estner, DEU

theoretical besttime: 1:25.345

1	1:44.501	41.308	169	31.591	203	31.602	117	186	10	1:42.943	31.659	173	36.895	97	34.389	109	210
2	2:13.445	47.820	91	47.156	110	38.469	104	145	11	2:16.306	45.784	99	51.794	108	38.728	116	115
3	2:21.029	47.682	86	1:04.695	47	28.652	179	144	12	2:07.010	43.503	120	51.820	63	31.687	178	163
4	1:27.300	32.175	175	30.142	204	24.983	178	212	13	1:28.472	32.563	175	30.203	200	25.706	178	212
5	1:26.459	31.779	174	29.828	204	24.852	180	212	14	1:52.503	53.649	169	32.398	175	26.456	173	208
6	1:25.706	31.945	173	29.349	201	24.412	177	213	15	2:00.475	35.749	166	47.626	97	37.100	177	173
7	1:25.896	31.654	173	29.756	199	24.486	177	208	16	1:28.068	32.854	173	30.049	203	25.165	178	211
8	1:25.729	31.802	173	29.585	201	24.342	177	208	17	1:43.969	31.818	176	33.536	164	38.615	113	210
9	1:25.714	31.658	173	29.546	201	24.510	177	208	18	2:28.680	52.399	87	1:02.416	95	33.865	126	108



ADAC Formel 4

Sector List Race 1

Provisional



Motorsportarena Oschersleben, Length: 3667m

Air temperature: 15.55°C

Track temperature: 12.71°C

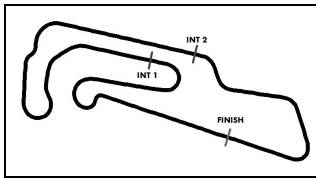
Weather condition: Wet

DMSB Reg. Nr.: DMSB 830/18

Saturday, April 14, 2018 11:05:00

Lap	Time	SE1	SP1	SE2	SP2	SE3	SP3	TSP	Lap	Time	SE1	SP1	SE2	SP2	SE3	SP3	TSP
81	Estner, DEU								theoretical besttime:								
1	1:51.187					1:51.187			10	1:36.134							
2	2:11.896								11	2:15.312							
3	2:19.584								12	2:04.707							
4	1:28.013								13	1:29.870							
5	1:27.030								14	1:32.317							
6	1:28.027								15	2:16.773							
7	1:27.581								16	1:30.148							
8	1:28.219								17	1:42.557							
9	1:27.227								18	2:28.487							

Lap	Time	SE1	SP1	SE2	SP2	SE3	SP3	TSP	Lap	Time	SE1	SP1	SE2	SP2	SE3	SP3	TSP
95	Beckhäuser, CZE								theoretical besttime: 1:26.517								
1	1:43.701	41.171	172	31.545	201	30.985	113	173	10	1:37.281	31.667	173	34.920	151	30.694	118	208
2	2:13.413	47.817	84	47.461	109	38.135	112	122	11	2:16.285	45.874	78	52.014	132	38.397	109	145
3	2:21.709	47.636	100	1:05.127	48	28.946	177	153	12	2:05.358	43.735	112	50.830	69	30.793	179	139
4	1:28.663	33.290	175	30.187	202	25.186	177	208	13	1:28.107	32.172	176	30.394	202	25.541	177	210
5	1:27.989	32.431	173	30.604	202	24.954	179	208	14	1:31.266	33.048	174	30.500	192	27.718	155	210
6	1:27.118	31.989	173	30.031	204	25.098	178	210	15	2:18.843	46.245	103	52.436	108	40.162	175	124
7	1:27.525	31.667	176	30.017	202	25.841	179	211	16	1:28.609	32.845	175	29.982	205	25.782	179	206
8	1:28.184	32.538	176	30.392	196	25.254	177	210	17	1:43.382	31.976	176	33.217	162	38.189	120	212
9	1:26.618	31.768	173	29.945	200	24.905	178	208	18	2:27.622	52.008	85	1:02.462	112	33.152	168	105



ADAC Formel 4

Top speed list Race 1

Provisional



Motorsportarena Oschersleben, Length: 3667m

Air temperature: 15.55°C

Track temperature: 12.71°C

Weather condition: Wet

DMSB Reg. Nr.: DMSB 830/18

Saturday, April 14, 2018 11:05:00

#	Name (NAT)	Team	Car name	Speed	Lap	Race time
4	Niklas Krütten (DEU)	ADAC Berlin-Brandenburg e.V. (DEU)	ADAC Formel 4 powered by Abarth	215.56	13	21:08.861
6	Ido Cohen (ISR)	ADAC Berlin-Brandenburg e.V. (DEU)	ADAC Formel 4 powered by Abarth	213.86	6	9:22.165
27	David Schumacher (DEU)	US Racing - CHRS (DEU)	ADAC Formel 4 powered by Abarth	213.86	10	14:57.661
23	Joey Alders (NLD)	Van Amersfoort Racing (NLD)	ADAC Formel 4 powered by Abarth	213.86	13	21:08.277
26	Leon Köhler (DEU)	ADAC Berlin-Brandenburg e.V. (DEU)	ADAC Formel 4 powered by Abarth	213.86	13	21:10.489
64	Oliver Caldwell (GBR)	PREMA Theodore Racing	ADAC Formel 4 powered by Abarth	213.43	4	6:22.860
30	Liam Lawson (NLD)	Van Amersfoort Racing (NLD)	ADAC Formel 4 powered by Abarth	213.43	5	7:47.907
80	Andreas Estner (DEU)	Neuhauser Racing Team (AUT)	ADAC Formel 4 powered by Abarth	213.43	6	9:18.203
10	Konsta Lappalainen (FIN)	KIC Driving Academy (FIN)	ADAC Formel 4 powered by Abarth	213.43	16	26:25.799
5	Gianluca Petecof (ITA)	PREMA Theodore Racing	ADAC Formel 4 powered by Abarth	213.01	6	9:17.984
13	Aaron Di Comberti (GBR)	KDC Racing (ESP)	ADAC Formel 4 powered by Abarth	213.01	17	27:57.226
74	Enzo Fittipaldi (ITA)	PREMA Theodore Racing	ADAC Formel 4 powered by Abarth	212.59	16	26:24.480
95	Tom Beckhäuser (CZE)	US Racing - CHRS (DEU)	ADAC Formel 4 powered by Abarth	212.18	17	27:56.153
2	Frederik Vesti (DNK)	Van Amersfoort Racing (NLD)	ADAC Formel 4 powered by Abarth	210.93	13	21:06.638
28	Mick Wishofer (AUT)	US Racing - CHRS (DEU)	ADAC Formel 4 powered by Abarth	210.11	7	10:35.843
44	Lirim Zendeli (DEU)	US Racing - CHRS (DEU)	ADAC Formel 4 powered by Abarth	208.49	7	10:35.138
21	Charles Weerts (BEL)	Van Amersfoort Racing (NLD)	ADAC Formel 4 powered by Abarth	183.36	1	10.946