

# ADAC GT Masters

## Result List Qualifying 1

Provisional



Motorsportarena Oschersleben, Length: 3667m

Air temperature: 14.68°C

Track temperature: 11.97°C

Weather condition: Wet

**DMSB** Reg. Nr.: DMSB 801/18

Saturday, April 14, 2018 8:45:00

started : 35      classified : 35      not classified : 0

	Drivers	Team	Car	Lap	Best Time	Gap	Diff	Kph	Day Time
1	5 M.Hofer(AUT)(J)/P.Ellis(GBR)	Phoenix Racing(DEU)	Audi R8 LMS	8	<b>1:24.073</b>			157.0	9:13:22
2	63 M.Bortolotti(ITA)/A.Caldarelli(ITA)	ORANGE1 by GRT Grasser(AUT)	Lamborghini Huracan GT3	13	<b>1:24.099</b>	0.026	0.026	156.9	9:11:41
3	42 M.Jensen(DEN)(J)/T.Scheider(DEU)	BMW Team Schnitzer(DEU)	BMW M6 GT3	12	<b>1:24.578</b>	0.505	0.479	156.0	9:15:06
4	48 I.Dontje(NLD)/M.Buhk(DEU)	MAN-FILTER Team HTP Motorsport(DE)	Mercedes-AMG GT3	14	<b>1:24.591</b>	0.518	0.013	156.0	9:13:46
5	28 S.van der Linde(ZAF)(J)/K.van der Linde(ZAF)	MontaplastbyLand-Motorsport(DEU)	Audi R8 LMS	12	<b>1:24.597</b>	0.524	0.006	156.0	9:11:30
6	6 O.Tunjo(COL)(J)/J.Dennis(GBR)	Phoenix Racing(DEU)	Audi R8 LMS	13	<b>1:24.667</b>	0.594	0.070	155.9	9:15:08
7	21 L.Stolz(DEU)(J)/S.Asch(DEU)	Team ZAKSPEED BKK Mobil Oil Racing	Mercedes-AMG GT3	8	<b>1:24.674</b>	0.601	0.007	155.9	9:14:36
8	17 T.Bernhard(DEU)/K.Estre(FRA)	KÜS TEAM75 Bernhard(DEU)	Porsche 911 GT3 R	12	<b>1:24.704</b>	0.631	0.030	155.8	9:15:15
9	1 M.Kirchhöfer(DEU)/D.Keilwitz(DEU)	Callaway Competition(DEU)	Corvette C7 GT3	13	<b>1:24.711</b>	0.638	0.007	155.8	9:11:21
10	26 J.Schmidt(CHE)(J)/J.Green(GBR)	BWT Mücke Motorsport(DEU)	Audi R8 LMS	14	<b>1:24.753</b>	0.680	0.042	155.7	9:14:33
11	47 M.Pommer(DEU)/M.Götz(DEU)	MAN-FILTER Team HTP Motorsport(DE)	Mercedes-AMG GT3	13	<b>1:24.837</b>	0.764	0.084	155.6	9:11:35
12	33 F.Salaquarda(CZE)/F.Stippler(DEU)	Team ISR(CZE)	Audi R8 LMS	14	<b>1:24.851</b>	0.778	0.014	155.5	9:16:23
13	99 R.Renauer(DEU)/M.Jaminet(FRA)	Precote Herberth Motorsport(DEU)	Porsche 911 GT3 R	11	<b>1:24.929</b>	0.856	0.078	155.4	9:09:53
14	14 C.Zöchling(AUT)/J.Klingmann(DEU)	MRS GT-Racing(DEU)	BMW M6 GT3	8	<b>1:24.965</b>	0.892	0.036	155.3	9:13:27
15	3 N.Rogivue(CHE)(J)/F.Vervisch(BEL)	Aust Motorsport(DEU)	Audi R8 LMS	12	<b>1:24.997</b>	0.924	0.032	155.3	9:11:48
16	9 C.Dreyspring(DEU)(J)/G.Maggi(CHE)(J)	Honda Team Schubert Motorsport(DEU)	Honda NSX GT3	15	<b>1:25.015</b>	0.942	0.018	155.2	9:13:16
17	43 D.Marschall(DEU)(J)/V.Bouveng(SWE)(J)	BMW Team Schnitzer(DEU)	BMW M6 GT3	12	<b>1:25.016</b>	0.943	0.001	155.2	9:12:10
18	7 D.Schwager(DEU)/L.Ludwig(DEU)	HB Racing(AUT)	Ferrari 488 GT3	14	<b>1:25.054</b>	0.981	0.038	155.2	9:14:00
19	24 M.Ortmann(DEU)(J)/M.Winkelhock(DEU)	BWT Mücke Motorsport(DEU)	Audi R8 LMS	17	<b>1:25.174</b>	1.101	0.120	154.9	9:15:29
20	25 R.Feller(CHE)(J)/C.Haase(DEU)	BWT Mücke Motorsport(DEU)	Audi R8 LMS	16	<b>1:25.201</b>	1.128	0.027	154.9	9:14:09
21	20 K.Schramm(DEU)(J)/N.Sylvest(DNK)(J)	Team ZAKSPEED BKK Mobil Oil Racing	Mercedes-AMG GT3	13	<b>1:25.251</b>	1.178	0.050	154.8	9:11:19
22	19 E.Perez Companc(ARG)(J)/F.Perera(FRA)	GRT Grasser-Racing-Team(AUT)	Lamborghini Huracan GT3	15	<b>1:25.287</b>	1.214	0.036	154.7	9:13:44
23	29 A.Picariello(BEL)(J)/C.Mies(DEU)	MontaplastbyLand-Motorsport(DEU)	Audi R8 LMS	13	<b>1:25.376</b>	1.303	0.089	154.6	9:15:23
24	18 A.de Leener(BEL)/K.Bachler(AUT)	KÜS TEAM75 Bernhard(DEU)	Porsche 911 GT3 R	14	<b>1:25.386</b>	1.313	0.010	154.6	9:15:48
25	84 P.Assenheimer(DEU)/C.Schmid(DEU)	AutoArenA Motorsport(DEU)	Mercedes-AMG GT3	13	<b>1:25.477</b>	1.404	0.091	154.4	9:11:04
26	53 M.Beretta(ITA)(J)/A.Vainio(FIN)(J)	Team Rosberg(DEU)	Lamborghini Huracan GT3	10	<b>1:25.610</b>	1.537	0.133	154.2	9:15:23
27	50 P.Geipel(DEU)/R.Frey(CHE)	YACO Racing	Audi R8 LMS	14	<b>1:25.612</b>	1.539	0.002	154.1	9:13:52
28	12 F.Spengler(DEU)/D.Vanthoor(BEL)	EFP by TECE(DEU)	Audi R8 LMS	11	<b>1:25.727</b>	1.654	0.115	153.9	9:12:04
29	13 C.Hürtgen(DEU)(T)/S.Barth(DEU)(T)	RWT Racing(AUT)	Corvette C7 GT3	15	<b>1:25.981</b>	1.908	0.254	153.5	9:15:40
30	82 R.Ineichen(CHE)(T)/C.Engelhart(DEU)	GRT Grasser-Racing-Team(AUT)	Lamborghini Huracan GT3	16	<b>1:26.052</b>	1.979	0.071	153.4	9:15:21
31	8 C.Friedrich(DEU)(J)/L.Arnold(DEU)	Car Collection Motorsport(DEU)	Mercedes-AMG GT3	15	<b>1:26.241</b>	2.168	0.189	153.0	9:13:59
32	11 E.Erhart(DEU)/P.Kaffer(DEU)	EFP by TECE(DEU)	Audi R8 LMS	14	<b>1:26.832</b>	2.759	0.591	152.0	9:15:34
33	4 R.Lips(CHE)(T)/M.Hackländer(DEU)	Aust Motorsport(DEU)	Audi R8 LMS	13	<b>1:27.029</b>	2.956	0.197	151.6	9:12:04
34	35 J.Judek(DEU)(J)/J.Eriksson(SWE)	Team Rosberg(DEU)	Lamborghini Huracan GT3	16	<b>1:27.366</b>	3.293	0.337	151.1	9:14:09
35	69 J.Slooten(NLD)(T)/L.Luhr(DEU)	IronForce by RING POLICE(DEU)	Porsche 911 GT3 R	3	<b>1:35.102</b>	11.029	7.736	138.8	8:52:29

Subject to final scrutineering!

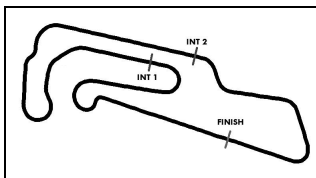
Publication time:	Clerk of the Course: Ralph Bohnhorst	Timekeeper: Steffen Ruhl
-------------------	--------------------------------------	--------------------------

ver: 1.0

[www.adac.de/motorsport](http://www.adac.de/motorsport)

Page 1 / 1 printed: 14.4.2018 9:17





# ADAC GT Masters

## Sector List Qualifying 1

Provisional



Motorsportarena Oschersleben, Length: 3667m

Air temperature: 14.68°C

Track temperature: 11.97°C

Weather condition: Wet

**DMSB** Reg. Nr.: DMSB 801/18

Saturday, April 14, 2018 8:45:00

Lap	Time	SE1	SP1	SE2	SP2	SE3	SP3	TSP	Lap	Time	SE1	SP1	SE2	SP2	SE3	SP3	TSP
<b>1 Kirchhöfer, DEU / Keilwitz, DEU</b>									<b>theoretical besttime: 1:24.678</b>								
1	3:40.970	2:35.562	164	35.574	210	29.834	191		9	1:31.205	34.106	174	31.314	226	25.785	199	235
2	1:40.394	39.031	184	33.776	218	27.587	193	232	10	1:25.843	31.450	196	29.679	221	24.714	199	240
3	1:32.509	33.967	191	31.800	219	26.742	194	229	11	1:25.042	30.840	196	29.390	225	24.812	198	241
4	1:37.727	33.380	191	32.316	208	32.031	194	236	12	1:24.922	30.786	197	29.489	226	24.647	200	241
5	1:44.977	40.092	177	36.512	138	28.373	194	235	13	<b>1:24.711</b>	<b>30.743</b>	<b>197</b>	<b>29.364</b>	<b>227</b>	24.604	200	<b>243</b>
6	1:51.317	33.634	190	32.512	216	45.171	58	235	14	1:34.389	33.395	152	33.606	221	27.388	200	243
7	5:24.349	4:18.677	141	37.146	196	28.526	188		15	1:25.146	31.006	196	29.569	221	<b>24.571</b>	<b>199</b>	241
8	1:36.780	36.115	147	33.441	201	27.224	197	220	16	1:25.100	30.785	195	29.668	225	24.647	198	240

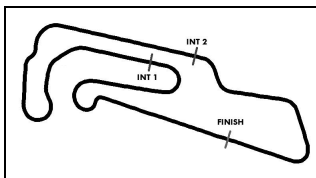
Lap	Time	SE1	SP1	SE2	SP2	SE3	SP3	TSP	Lap	Time	SE1	SP1	SE2	SP2	SE3	SP3	TSP
<b>3 Rogivue, CHE / Vervisch, BEL</b>									<b>theoretical besttime: 1:24.740</b>								
1	2:57.186	1:52.539	175	35.497	196	29.150	188		9	1:27.076	31.869	191	29.903	223	25.304	194	238
2	1:35.544	35.714	182	32.531	216	27.299	190	224	10	1:25.941	31.585	190	29.532	223	24.824	194	238
3	1:33.179	33.996	186	32.085	216	27.098	190	213	11	1:27.953	31.280	190	29.581	224	27.092	194	238
4	1:33.752	33.688	186	32.433	215	27.631	189	233	12	<b>1:24.997</b>	30.949	190	29.600	224	<b>24.448</b>	<b>196</b>	238
5	1:53.048	34.452	184	33.102	211	45.494	58	233	13	1:25.000	<b>30.831</b>	<b>190</b>	29.543	222	24.626	194	<b>240</b>
6	8:14.551	7:05.258	125	39.877	166	29.416	170		14	1:25.188	31.170	190	<b>29.461</b>	<b>223</b>	24.557	195	238
7	1:40.535	37.706	180	33.348	217	29.481	192	190	15	1:25.000	30.875	189	29.600	223	24.525	195	239
8	1:34.398	33.255	186	31.630	176	29.513	194	230									

Lap	Time	SE1	SP1	SE2	SP2	SE3	SP3	TSP	Lap	Time	SE1	SP1	SE2	SP2	SE3	SP3	TSP
<b>4 Lips, CHE / Hackländer, DEU</b>									<b>theoretical besttime: 1:26.981</b>								
1	3:51.330	2:46.026	153	36.023	200	29.281	187		9	1:33.375	33.859	184	32.058	216	27.458	191	231
2	1:36.191	35.132	182	33.106	212	27.953	187	215	10	1:33.784	33.734	185	32.275	218	27.775	192	210
3	1:34.528	34.147	181	32.674	213	27.707	188	228	11	1:28.932	32.449	186	30.778	219	25.705	193	234
4	1:34.571	33.949	183	32.642	214	27.980	189	231	12	1:27.514	31.832	188	30.346	219	<b>25.336</b>	<b>192</b>	235
5	1:53.944	34.738	182	33.571	213	45.635	57	230	13	<b>1:27.029</b>	<b>31.508</b>	<b>188</b>	<b>30.137</b>	<b>220</b>	25.384	191	234
6	5:43.218	4:33.571	126	39.220	184	30.427	185		14	1:28.564	32.644	188	30.436	219	25.484	192	235
7	1:42.925	37.673	151	35.779	176	29.473	188	189	15	1:51.108	33.717	187	31.827	214	45.564	57	<b>236</b>
8	1:36.330	34.943	184	33.258	211	28.129	191	216									

Lap	Time	SE1	SP1	SE2	SP2	SE3	SP3	TSP	Lap	Time	SE1	SP1	SE2	SP2	SE3	SP3	TSP
<b>5 Hofer, AUT / Ellis, GBR</b>									<b>theoretical besttime: 1:23.941</b>								
1	3:00.858	1:30.667	172	40.154	163	50.037	57		6	1:24.757	31.076	192	29.380	225	24.301	196	239
2	16:13.250	14:55.038	98	45.343	135	32.869	131		7	1:28.146	30.827	192	31.520	205	25.799	197	240
3	1:52.046	42.117	135	36.354	151	33.575	192	154	8	<b>1:24.073</b>	30.589	192	29.256	225	<b>24.228</b>	<b>196</b>	240
4	1:32.936	33.240	187	30.689	223	29.007	196	225	9	1:24.081	<b>30.584</b>	<b>191</b>	<b>29.129</b>	<b>225</b>	24.368	196	240
5	1:25.573	31.436	191	29.602	225	24.535	197	240	10	1:58.939	36.068	132	36.732	174	46.139	58	<b>241</b>

Lap	Time	SE1	SP1	SE2	SP2	SE3	SP3	TSP	Lap	Time	SE1	SP1	SE2	SP2	SE3	SP3	TSP
<b>6 Tunjo, COL / Dennis, GBR</b>									<b>theoretical besttime: 1:24.557</b>								
1	1:57.614	55.202	180	34.076	199	28.336	188		8	1:42.075	35.453	156	34.476	132	32.146	193	175
2	1:40.778	36.229	180	36.066	203	28.483	191	217	9	1:26.911	31.648	192	30.181	225	25.082	195	237
3	1:38.650	34.819	187	32.452	217	31.379	192	214	10	1:26.903	30.974	192	30.999	219	24.930	196	240
4	1:33.450	33.241	188	32.946	219	27.263	189	232	11	1:24.885	30.929	191	29.537	226	<b>24.419</b>	<b>196</b>	240
5	1:52.201	33.595	186	33.331	218	45.275	58	234	12	1:30.959	30.647	193	30.832	226	29.480	196	<b>241</b>
6	10:50.082	9:43.451	137	37.698	171	28.933	159		13	<b>1:24.667</b>	<b>30.618</b>	<b>192</b>	<b>29.520</b>	<b>224</b>	24.529	195	240
7	1:38.470	36.979	179	34.628	172	26.863	193	187									

Lap	Time	SE1	SP1	SE2	SP2	SE3	SP3	TSP	Lap	Time	SE1	SP1	SE2	SP2	SE3	SP3	TSP
<b>7 Schwager, DEU / Ludwig, DEU</b>									<b>theoretical besttime: 1:24.930</b>								
1	3:06.541	1:58.511	180	34.890	192	33.140	190		9	1:28.381	32.706	190	30.471	222	25.204	194	216
2	1:34.583	34.875	187	32.170	214	27.538	190	218	10	1:28.346	31.727	192	30.012	220	26.607	191	235
3	1:32.464	33.768	187	31.624	216	27.072	188	228	11	1:29.730	34.039	188	30.730	221	24.961	198	171
4	1:55.604	34.766	116	34.295	193	46.543	59	230	12	1:35.531	31.917	190	36.962	172	26.652	195	<b>237</b>
5	7:04.768	5:56.273	161	38.039	150	30.456	190		13	1:25.066	31.046	192	<b>29.348</b>	<b>223</b>	24.672	194	236
6	1:47.667	40.024	128	37.490	161	30.153	192	155	14	<b>1:25.054</b>	<b>31.039</b>	<b>193</b>	29.472	221	<b>24.543</b>	<b>194</b>	235
7	1:35.214	34.867	188	32.439	198	27.908	195	201	15	1:49.033	33.564	187	31.634	181	43.835	59	234
8	1:30.488	33.929	190	30.572	221	25.987	194	203									



# ADAC GT Masters

## Sector List Qualifying 1

Provisional



Motorsportarena Oschersleben, Length: 3667m

Air temperature: 14.68°C

Track temperature: 11.97°C

Weather condition: Wet

**DMSB** Reg. Nr.: DMSB 801/18

Saturday, April 14, 2018 8:45:00

Lap	Time	SE1	SP1	SE2	SP2	SE3	SP3	TSP	Lap	Time	SE1	SP1	SE2	SP2	SE3	SP3	TSP
<b>8 Friedrich, DEU / Arnold, DEU</b>									<b>theoretical besttime: 1:26.039</b>								
1	3:01.624	1:55.507	158	36.611	193	29.506	185		9	1:30.893	33.170	186	30.418	215	27.305	192	232
2	1:36.029	35.657	182	32.877	210	27.495	187	205	10	1:28.229	32.869	188	30.103	219	25.257	193	217
3	1:34.795	34.696	183	32.419	211	27.680	185	219	11	1:30.199	32.111	189	30.036	214	28.052	193	232
4	1:35.163	34.761	182	32.807	211	27.595	186	222	12	1:29.175	32.105	189	29.863	222	27.207	193	233
5	1:52.599	34.664	183	33.438	207	44.497	58	220	13	1:26.719	31.832	189	29.807	219	25.080	193	233
6	5:41.634	4:32.266	147	38.638	180	30.730	179		14	1:26.584	<b>31.393</b>	<b>189</b>	<b>29.720</b>	<b>220</b>	25.471	194	234
7	1:45.034	38.874	166	36.272	192	29.888	188	176	15	<b>1:26.241</b>	31.486	189	29.829	219	<b>24.926</b>	<b>193</b>	<b>235</b>
8	1:34.042	35.605	184	31.745	216	26.692	191	201	16	1:26.895	31.829	187	30.022	219	25.044	193	235

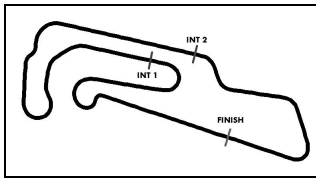
Lap	Time	SE1	SP1	SE2	SP2	SE3	SP3	TSP	Lap	Time	SE1	SP1	SE2	SP2	SE3	SP3	TSP
<b>9 Dreyspring, DEU / Maggi, CHE</b>									<b>theoretical besttime: 1:24.860</b>								
1	2:27.160	1:20.403	179	36.846	190	29.911	188		10	1:33.852	32.827	191	34.709	220	26.316	193	228
2	1:36.184	35.345	184	33.086	210	27.753	190	219	11	1:32.259	35.202	153	31.902	222	25.155	199	220
3	1:33.922	34.083	188	32.386	215	27.453	194	226	12	1:25.726	31.344	193	29.672	224	24.710	195	239
4	1:36.166	33.975	187	32.382	177	29.809	189	233	13	1:37.212	38.115	147	32.255	224	26.842	199	240
5	1:34.417	33.829	187	32.875	216	27.713	194	233	14	1:25.302	31.323	193	29.411	225	<b>24.568</b>	<b>197</b>	240
6	1:53.641	34.028	187	32.836	212	46.777	58	228	15	<b>1:25.015</b>	30.940	193	<b>29.410</b>	<b>224</b>	24.665	198	237
7	5:24.631	4:14.270	165	40.742	157	29.619	188		16	1:25.063	<b>30.882</b>	<b>193</b>	29.576	223	24.605	199	<b>242</b>
8	1:38.212	37.863	187	33.390	219	26.959	196	150	17	2:06.191	30.890	193	48.727	178	46.574	57	240
9	1:32.304	33.965	186	31.445	191	26.894	194	228									

Lap	Time	SE1	SP1	SE2	SP2	SE3	SP3	TSP	Lap	Time	SE1	SP1	SE2	SP2	SE3	SP3	TSP
<b>11 Erhart, DEU / Kaffer, DEU</b>									<b>theoretical besttime: 1:26.832</b>								
1	2:28.430	1:21.894	171	37.398	189	29.138	187		8	9:05.389	7:54.837	161	40.086	167	30.466	189	
2	1:37.235	35.822	183	33.558	213	27.855	190	202	9	1:38.921	36.444	160	34.374	218	28.103	191	180
3	1:35.409	34.487	184	33.098	215	27.824	187	216	10	1:36.373	33.739	188	33.628	215	29.006	193	207
4	1:34.416	34.037	186	32.824	214	27.555	189	222	11	1:31.578	33.066	188	31.379	219	27.133	194	218
5	1:34.719	33.845	186	32.950	215	27.924	187	224	12	1:28.523	32.452	188	30.582	222	25.489	194	227
6	1:35.159	34.092	185	33.082	215	27.985	188	225	13	1:27.252	31.749	189	30.428	220	25.075	194	<b>237</b>
7	1:54.030	34.351	183	33.959	210	45.720	59	229	14	<b>1:26.832</b>	<b>31.545</b>	<b>189</b>	<b>30.283</b>	<b>222</b>	<b>25.004</b>	<b>193</b>	237

Lap	Time	SE1	SP1	SE2	SP2	SE3	SP3	TSP	Lap	Time	SE1	SP1	SE2	SP2	SE3	SP3	TSP
<b>12 Spengler, DEU / Vanthoor, BEL</b>									<b>theoretical besttime: 1:25.203</b>								
1	2:06.124	1:00.917	171	36.930	209	28.277	187		8	1:39.279	37.761	145	33.776	218	27.742	193	217
2	1:33.913	33.992	185	32.422	216	27.499	189	223	9	1:28.161	32.455	188	30.423	222	25.283	193	235
3	1:33.592	33.816	185	32.361	212	27.415	189	231	10	1:26.629	32.053	190	29.929	222	<b>24.647</b>	<b>194</b>	237
4	1:33.040	33.552	185	32.127	215	27.361	189	229	11	<b>1:25.727</b>	<b>30.967</b>	<b>190</b>	<b>29.589</b>	<b>223</b>	25.171	195	237
5	1:34.268	33.595	183	32.559	217	28.114	188	228	12	1:36.626	35.313	172	32.898	217	28.415	196	175
6	2:00.824	37.117	162	37.175	132	46.532	59	196	13	1:57.486	41.759	186	31.514	174	44.213	59	<b>238</b>
7	10:42.302	9:32.406	137	37.012	169	32.884	187										

Lap	Time	SE1	SP1	SE2	SP2	SE3	SP3	TSP	Lap	Time	SE1	SP1	SE2	SP2	SE3	SP3	TSP
<b>13 Hürtgen, DEU / Barth, DEU</b>									<b>theoretical besttime: 1:25.813</b>								
1	2:25.905	1:18.252	165	37.343	198	30.310	189		9	1:26.642	31.467	195	30.295	217	24.880	198	238
2	1:35.727	35.114	190	32.984	217	27.629	194	213	10	1:29.064	<b>31.223</b>	<b>195</b>	30.089	227	27.752	198	240
3	1:34.043	33.799	190	32.732	216	27.512	194	228	11	1:27.151	31.340	196	<b>29.782</b>	<b>223</b>	26.029	174	238
4	1:35.283	34.244	190	32.812	218	28.227	192	223	12	1:35.910	38.050	183	32.218	206	25.642	198	189
5	1:55.084	34.932	189	35.174	201	44.978	59	225	13	1:26.079	31.328	193	29.943	223	<b>24.808</b>	<b>197</b>	<b>244</b>
6	8:06.661	7:04.111	175	34.507	199	28.043	191		14	1:31.536	31.338	193	33.290	157	26.908	200	241
7	1:33.128	34.622	192	32.230	218	26.276	196	208	15	<b>1:25.981</b>	31.298	194	29.850	221	24.833	198	241
8	1:31.834	32.372	194	32.036	126	27.426	199	229									

Lap	Time	SE1	SP1	SE2	SP2	SE3	SP3	TSP	Lap	Time	SE1	SP1	SE2	SP2	SE3	SP3	TSP
<b>14 Zöchling, AUT / Klingmann, DEU</b>									<b>theoretical besttime: 1:24.796</b>								
1	17:57.749	16:49.352	109	36.958	144	31.439	192		6	1:25.215	31.065	192	<b>29.367</b>	<b>225</b>	24.783	196	237
2	1:38.917	34.957	186	34.877	175	29.083	195	198	7	1:35.448	32.881	163	34.493	169	28.074	196	<b>240</b>
3	1:32.285	32.181	190	30.243	207	29.861	<b>196</b>	234	8	<b>1:24.965</b>	30.875	191	29.449	224	24.641	195	238
4	1:26.961	31.614	191	30.343	224	25.004	196	238	9	1:25.108	30.865	191	29.594	223	24.649	196	237
5	1:24.996	30.989	191	29.410	224	<b>24.597</b>	196	237	10	1:25.288	<b>30.832</b>	<b>191</b>	29.671	223	24.785	196	238



# ADAC GT Masters

## Sector List Qualifying 1

Provisional



Motorsportarena Oschersleben, Length: 3667m

Air temperature: 14.68°C

Track temperature: 11.97°C

Weather condition: Wet

**DMSB** Reg. Nr.: DMSB 801/18

Saturday, April 14, 2018 8:45:00

Lap	Time	SE1	SP1	SE2	SP2	SE3	SP3	TSP	Lap	Time	SE1	SP1	SE2	SP2	SE3	SP3	TSP
<b>17 Bernhard, DEU / Estre, FRA</b>									<b>theoretical besttime: 1:24.704</b>								
1	2:59.494	1:55.185	179	34.996	203	29.313	188		7	1:28.757	32.174	189	30.235	221	26.348	192	232
2	1:34.733	34.882	185	32.234	212	27.617	190	216	8	1:28.631	31.926	190	30.118	222	26.587	192	221
3	1:33.081	33.676	187	32.191	214	27.214	190	207	9	1:26.579	31.835	191	29.578	223	25.166	197	236
4	1:51.600	33.684	186	32.425	215	45.491	57	219	10	1:31.898	32.639	136	33.359	194	25.900	194	235
5	11:57.399	10:48.680	177	39.470	135	29.249	190		11	1:25.399	31.264	191	29.472	221	24.663	195	234
6	1:32.766	34.423	187	31.869	220	26.474	191	205	12	<b>1:24.704</b>	<b>30.873</b>	<b>192</b>	<b>29.212</b>	<b>220</b>	<b>24.619</b>	<b>196</b>	<b>237</b>

<b>18 de Leener, BEL / Bachler, AUT</b>									<b>theoretical besttime: 1:25.349</b>								
1	2:20.759	1:09.280	90	40.719	147	30.760	191		8	1:28.205	32.449	189	30.666	222	25.090	195	234
2	1:35.604	34.851	185	32.517	213	28.236	191	209	9	1:26.832	31.796	190	30.084	219	24.952	195	233
3	1:34.055	33.953	187	32.540	217	27.562	190	232	10	1:26.269	31.632	192	29.747	222	24.890	195	235
4	1:54.158	34.004	187	33.817	214	46.337	58	229	11	1:25.872	31.317	192	29.784	222	24.771	196	236
5	10:00.939	8:51.817	131	38.641	179	30.481	175		12	1:27.212	31.824	190	30.014	221	25.374	197	237
6	1:43.601	38.114	159	36.244	202	29.243	151	195	13	1:25.564	<b>31.012</b>	<b>192</b>	29.810	223	24.742	196	<b>238</b>
7	1:32.927	34.851	185	31.982	219	26.094	193	204	14	<b>1:25.386</b>	31.049	192	<b>29.678</b>	<b>222</b>	<b>24.659</b>	<b>196</b>	237

<b>19 Perez Companc, ARG / Perera, FRA</b>									<b>theoretical besttime: 1:25.181</b>								
1	2:09.068	1:01.967	169	36.853	194	30.248	188		9	1:35.987	35.289	185	33.527	212	27.171	194	188
2	1:38.904	36.737	179	34.205	213	27.962	190	217	10	1:31.397	33.185	188	31.223	220	26.989	192	234
3	1:34.702	34.422	184	32.777	216	27.503	191	230	11	1:32.913	32.204	189	30.352	223	30.357	195	236
4	1:37.150	33.828	187	35.670	192	27.652	191	233	12	1:29.209	31.943	191	30.206	221	27.060	193	236
5	1:34.559	33.968	187	32.819	216	27.772	190	231	13	1:26.861	31.632	191	29.982	220	25.247	194	237
6	1:35.872	34.285	185	33.592	214	27.995	189	231	14	1:25.693	31.220	191	29.575	222	<b>24.898</b>	<b>196</b>	<b>238</b>
7	1:55.796	35.004	182	34.339	212	46.453	60	229	15	<b>1:25.287</b>	30.872	191	<b>29.450</b>	<b>222</b>	24.965	196	238
8	6:10.353	5:02.987	170	38.512	170	28.854	191		16	1:25.877	<b>30.833</b>	<b>190</b>	30.116	220	24.928	195	238

<b>20 Schramm, DEU / Sylvest, DNK</b>									<b>theoretical besttime: 1:25.085</b>								
1	6:42.345	5:34.424	152	38.339	165	29.582	188		9	1:26.671	32.258	191	29.622	223	24.791	195	228
2	1:40.138	38.544	176	33.766	197	27.828	193	187	10	1:26.318	32.007	192	29.624	222	24.687	195	227
3	1:33.920	35.192	188	31.856	216	26.872	192	198	11	1:25.742	31.252	192	29.717	224	24.773	196	235
4	1:33.620	34.134	191	32.329	208	27.157	194	205	12	1:25.587	31.505	193	29.501	223	24.581	196	236
5	1:51.524	35.009	191	31.623	210	44.892	52	213	13	<b>1:25.251</b>	31.223	193	<b>29.472</b>	<b>224</b>	<b>24.556</b>	<b>196</b>	236
6	2:45.420	1:46.353	187	32.714	215	26.353	194		14	1:26.754	31.086	193	30.392	223	25.276	194	237
7	1:32.971	34.756	190	30.806	192	27.409	194	197	15	1:25.822	31.255	193	29.743	223	24.824	196	236
8	1:29.679	33.234	192	30.460	204	25.985	196	216	16	1:25.475	<b>31.057</b>	<b>193</b>	29.662	224	24.756	194	<b>238</b>

<b>21 Stolz, DEU / Asch, DEU</b>									<b>theoretical besttime: 1:24.486</b>								
1	19:24.466	18:18.402	166	36.295	187	29.769	189		6	1:25.017	31.364	191	29.280	222	24.373	194	235
2	1:34.765	35.518	186	32.262	187	26.985	192	214	7	1:24.808	31.069	191	<b>29.249</b>	<b>222</b>	24.490	194	236
3	1:27.473	32.673	190	29.828	221	24.972	193	228	8	<b>1:24.674</b>	<b>30.871</b>	<b>191</b>	29.437	222	<b>24.366</b>	<b>194</b>	236
4	1:25.450	31.436	190	29.431	222	24.583	194	235	9	1:24.721	30.890	190	29.325	222	24.506	194	236
5	1:28.939	31.977	191	29.797	211	27.165	<b>196</b>	<b>236</b>									

<b>24 Ortmann, DEU / Winkelhock, DEU</b>									<b>theoretical besttime: 1:25.174</b>								
1	2:06.876	1:02.079	175	35.948	207	28.849	188		10	1:33.642	32.874	189	33.031	121	27.737	193	232
2	1:35.044	34.308	183	33.051	213	27.685	188	218	11	1:27.501	32.056	189	30.322	221	25.123	194	237
3	1:34.397	33.907	184	32.919	213	27.571	189	219	12	1:27.168	31.577	190	29.849	223	25.742	194	237
4	1:34.988	33.468	185	33.363	200	28.157	188	227	13	1:33.608	31.670	189	30.018	211	31.920	194	<b>238</b>
5	1:35.387	33.802	185	33.233	216	28.352	188	228	14	1:27.970	31.609	189	29.725	221	26.636	194	237
6	1:36.215	34.435	184	33.802	213	27.978	188	227	15	1:26.510	32.030	189	29.793	223	24.687	194	237
7	1:55.299	34.543	183	34.145	212	46.611	55	228	16	1:25.534	31.182	190	29.715	222	24.637	193	237
8	5:10.046	4:05.047	177	36.614	187	28.385	191		17	<b>1:25.174</b>	<b>31.066</b>	<b>189</b>	<b>29.700</b>	<b>221</b>	<b>24.408</b>	<b>194</b>	237
9	1:33.207	34.720	186	31.800	220	26.687	193	201									

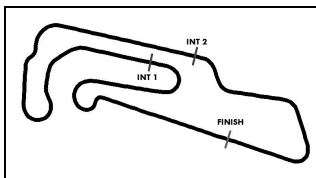
<b>25 Feller, CHE / Haase, DEU</b>									<b>theoretical besttime: 1:24.997</b>								
1	2:09.303	1:03.210	155	35.961	190	30.132	188		10	1:27.961	32.596	189	30.287	222	25.078	194	227
2	1:34.784	35.126	185	32.409	216	27.249	189	214	11	1:25.591	31.438	190	<b>29.440</b>	<b>223</b>	24.713	193	238
3	1:33.714	34.089	184	32.376	215	27.249	190	220	12	1:27.696	31.169	190	30.304	223	26.223	193	237
4	1:34.208	33.769	186	33.008	212	27.431	189	231	13	1:31.395	31.254	190	29.512	223	30.629	193	238
5	1:35.434	34.037	185	33.072	216	28.325	188	227	14	1:29.252	31.669	189	31.750	185	25.833	195	237

ver: 1.0

[www.adac.de/motorsport](http://www.adac.de/motorsport)

Page 3 / 6 printed: 14.4.2018 9:17





# ADAC GT Masters

## Sector List Qualifying 1

Provisional



Motorsportarena Oschersleben, Length: 3667m

Air temperature: 14.68°C

Track temperature: 11.97°C

Weather condition: Wet

**DMSB** Reg. Nr.: DMSB 801/18

Saturday, April 14, 2018 8:45:00

Lap	Time	SE1	SP1	SE2	SP2	SE3	SP3	TSP	Lap	Time	SE1	SP1	SE2	SP2	SE3	SP3	TSP
6	1:36.198	34.445	185	33.620	213	28.133	187	216	15	1:29.002	31.160	190	29.675	224	28.167	194	237
7	1:55.638	34.467	183	34.117	213	47.054	49	223	16	<b>1:25.201</b>	<b>31.019</b>	<b>190</b>	29.553	223	24.629	195	238
8	5:20.499	4:15.850	157	36.089	189	28.560	188		17	1:25.847	31.308	186	30.001	222	<b>24.538</b>	<b>194</b>	<b>239</b>
9	1:33.262	34.872	183	31.854	215	26.536	193	205									

### 26 Schmidt, CHE / Green, GBR

theoretical besttime: 1:24.613

1	2:19.883	1:09.383	141	39.626	135	30.874	189		9	1:28.782	32.355	189	30.023	223	26.404	194	229
2	1:34.238	34.065	183	32.668	212	27.505	189	225	10	1:25.800	31.517	190	29.582	222	24.701	197	237
3	1:34.011	33.774	184	32.481	215	27.756	189	230	11	1:27.029	31.673	186	29.527	222	25.829	195	<b>240</b>
4	1:37.962	33.752	185	34.798	191	29.412	191	231	12	1:24.897	31.100	188	<b>29.412</b>	<b>222</b>	<b>24.385</b>	<b>193</b>	238
5	1:57.558	34.997	184	35.811	200	46.750	55	233	13	1:24.860	30.994	189	29.431	222	24.435	194	237
6	8:30.159	7:21.760	101	38.549	168	29.850	189		14	<b>1:24.753</b>	30.865	190	29.496	222	24.392	194	237
7	1:45.057	37.615	143	37.840	154	29.602	143	194	15	1:26.815	<b>30.816</b>	<b>190</b>	29.507	223	26.492	194	237
8	1:38.062	34.744	187	34.512	138	28.806	194	208									

### 28 van der Linde, ZAF / van der Linde, ZAF

theoretical besttime: 1:24.403

1	5:50.505	4:49.151	142	33.219	214	28.135	190		9	1:26.628	31.931	190	29.743	222	24.954	194	236
2	1:31.450	33.469	187	31.062	218	26.919	189	231	10	1:25.355	31.432	191	29.403	223	24.520	196	237
3	1:36.872	33.098	187	32.548	142	31.226	189	232	11	1:24.832	31.043	192	29.333	223	24.456	194	238
4	1:41.454	39.273	165	33.375	212	28.806	189	233	12	<b>1:24.597</b>	<b>30.821</b>	<b>191</b>	<b>29.246</b>	<b>224</b>	24.530	194	238
5	1:51.970	33.671	183	32.937	214	45.362	58	232	13	1:29.292	33.522	190	30.193	201	25.577	195	<b>238</b>
6	5:07.708	4:05.482	173	34.552	210	27.674	188		14	1:27.398	31.363	192	29.379	224	26.656	194	237
7	1:35.600	35.098	184	34.034	180	26.468	192	192	15	1:24.603	30.950	191	29.317	222	<b>24.336</b>	<b>195</b>	238
8	1:33.314	33.138	189	31.901	209	28.275	193	236									

### 29 Picariello, BEL / Mies, DEU

theoretical besttime: 1:25.034

1	5:03.061	4:02.023	180	33.832	213	27.206	188		8	1:34.912	33.481	187	33.035	164	28.396	194	236
2	1:32.346	33.630	185	31.969	216	26.747	189	230	9	1:29.454	31.258	189	31.084	202	27.112	194	237
3	1:50.602	33.294	185	32.857	209	44.451	58	230	10	1:26.806	31.901	190	29.571	221	25.334	194	237
4	8:40.026	7:37.763	180	34.377	201	27.886	190		11	1:25.426	31.072	189	<b>29.420</b>	<b>223</b>	24.934	193	237
5	1:31.079	33.534	189	30.684	221	26.861	193	230	12	1:28.751	31.961	190	30.146	184	26.644	194	232
6	1:29.144	32.170	189	29.969	221	27.005	193	235	13	<b>1:25.376</b>	<b>31.029</b>	<b>189</b>	29.762	222	<b>24.585</b>	<b>193</b>	<b>238</b>
7	1:26.082	31.497	190	29.632	222	24.953	192	236									

### 33 Salaquarda, CZE / Stippler, DEU

theoretical besttime: 1:24.602

1	2:25.090	1:18.654	170	36.118	202	30.318	189		8	1:32.063	31.915	191	30.526	185	29.622	195	236
2	1:35.322	34.821	185	33.015	214	27.486	190	225	9	1:26.440	31.621	192	29.673	224	25.146	197	237
3	1:34.092	33.979	180	33.046	214	27.067	190	232	10	1:25.427	31.120	193	29.645	224	24.662	194	240
4	1:53.023	34.141	183	33.244	214	45.638	58	230	11	1:25.002	31.070	193	<b>29.447</b>	<b>224</b>	24.485	194	238
5	10:37.711	9:29.788	179	37.725	138	30.198	192		12	1:24.953	30.949	191	29.580	225	24.424	197	239
6	1:39.789	34.773	186	34.867	133	30.149	194	204	13	1:25.344	31.402	192	29.513	223	24.429	195	<b>241</b>
7	1:33.487	33.054	189	33.592	217	26.841	195	221	14	<b>1:24.851</b>	<b>30.752</b>	<b>191</b>	29.696	223	<b>24.403</b>	<b>195</b>	239

### 35 Judek, DEU / Eriksson, SWE

theoretical besttime: 1:27.348

1	2:31.763	1:18.217	113	42.226	169	31.320	182		10	1:36.628	36.873	184	31.807	219	27.948	191	209
2	1:43.835	37.847	178	34.210	208	31.778	185	206	11	1:30.544	33.052	185	31.535	220	25.957	192	225
3	1:36.694	35.557	182	33.062	211	28.075	188	205	12	1:37.938	32.619	186	38.995	219	26.324	193	235
4	1:34.256	34.237	183	32.451	214	27.568	187	229	13	1:29.428	32.565	186	30.931	220	25.932	194	227
5	1:35.097	34.492	183	32.666	213	27.939	189	220	14	1:27.967	32.129	187	30.348	221	25.490	192	<b>236</b>
6	1:53.268	34.261	183	32.993	213	46.014	58	224	15	1:28.155	32.098	186	30.455	220	25.602	193	234
7	4:12.843	3:01.242	118	40.856	140	30.745	186		16	<b>1:27.366</b>	31.901	187	<b>30.191</b>	<b>219</b>	<b>25.274</b>	<b>193</b>	236
8	1:45.815	40.192	139	37.267	190	28.356	190	181	17	1:28.204	<b>31.883</b>	<b>187</b>	31.016	219	25.305	193	235
9	1:36.730	35.388	183	33.678	214	27.664	191	192									

### 42 Jensen, DEN / Scheider, DEU

theoretical besttime: 1:24.390

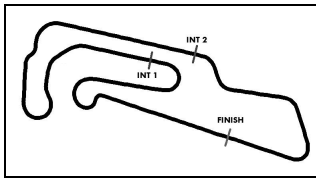
1	2:35.706	1:31.742	179	35.444	216	28.520	188		7	1:36.420	33.417	188	31.314	221	31.689	192	232
2	1:39.200	34.942	185	33.660	212	30.598	190	215	8	1:28.746	31.612	192	29.942	224	27.192	197	235
3	1:32.969	34.268	183	31.467	218	27.234	190	230	9	1:27.239	30.963	192	29.290	224	26.986	196	238
4	1:32.791	33.717	186	31.725	218	27.349	191	228	10	1:24.594	30.780	193	29.324	224	<b>24.490</b>	<b>197</b>	238
5	1:50.635	33.868	187	32.233	218	44.534	59	233	11	1:24.641	<b>30.639</b>	<b>192</b>	29.278	224	24.724	196	238
6	12:08.634	11:03.396	158	37.603	193	27.635	194		12	<b>1:24.578</b>	30.762	192	<b>29.261</b>	<b>225</b>	24.555	196	<b>239</b>

ver: 1.0

[www.adac.de/motorsport](http://www.adac.de/motorsport)

Page 4 / 6 printed: 14.4.2018 9:17





# ADAC GT Masters



## Sector List Qualifying 1

Provisional

Motorsportarena Oschersleben, Length: 3667m

Air temperature: 14.68°C

Track temperature: 11.97°C

Weather condition: Wet

**DMSB** Reg. Nr.: DMSB 801/18

Saturday, April 14, 2018 8:45:00

Lap	Time	SE1	SP1	SE2	SP2	SE3	SP3	TSP	Lap	Time	SE1	SP1	SE2	SP2	SE3	SP3	TSP
-----	------	-----	-----	-----	-----	-----	-----	-----	-----	------	-----	-----	-----	-----	-----	-----	-----

### 43 Marschall, DEU / Bouveng, SWE

theoretical besttime: 1:24.876

1	3:38.053	2:32.660	149	36.903	207	28.490	190		8	7:47.569	6:39.199	142	37.609	169	30.761	189	
2	1:34.476	34.832	186	32.224	213	27.420	191	211	9	1:34.417	34.778	177	32.437	201	27.202	193	196
3	1:33.445	33.992	186	32.101	215	27.352	190	223	10	1:33.345	34.498	136	32.053	218	26.794	197	152
4	1:34.592	33.898	185	32.492	217	28.202	191	230	11	1:26.178	31.420	192	29.954	221	24.804	196	238
5	1:33.773	34.316	183	32.291	217	27.166	189	229	12	<b>1:25.016</b>	30.979	193	<b>29.454</b>	<b>223</b>	<b>24.583</b>	<b>196</b>	238
6	1:34.220	33.925	184	32.799	214	27.496	188	224	13	1:29.501	30.861	190	30.851	212	27.789	197	237
7	1:54.323	34.346	182	33.838	178	46.139	58	226	14	1:25.375	<b>30.839</b>	<b>190</b>	29.603	222	24.933	196	238

### 47 Pommer, DEU / Götzt, DEU

theoretical besttime: 1:24.706

1	2:49.274	1:44.943	170	35.414	194	28.917	187		9	1:36.325	34.438	187	32.138	204	29.749	193	200
2	1:34.151	34.632	185	32.497	215	27.022	188	217	10	1:29.030	33.187	188	30.518	221	25.325	194	220
3	1:33.119	33.869	185	32.149	215	27.101	187	226	11	1:25.729	31.619	191	29.530	222	24.580	193	235
4	1:33.055	33.712	187	32.304	215	27.039	188	229	12	1:25.112	31.188	191	29.490	222	24.434	194	235
5	1:39.642	37.595	184	33.648	211	28.399	189	217	13	<b>1:24.837</b>	31.134	191	<b>29.294</b>	<b>222</b>	<b>24.409</b>	<b>194</b>	<b>236</b>
6	1:33.431	33.601	186	32.623	214	27.207	188	229	14	1:25.123	<b>31.003</b>	<b>191</b>	29.499	222	24.621	195	235
7	1:51.067	34.360	183	32.466	215	44.241	60	228	15	1:29.399	34.589	190	29.738	222	25.072	194	212
8	6:40.107	5:29.758	96	40.521	136	29.828	190		16	1:26.320	31.782	191	29.850	223	24.688	194	236

### 48 Dontje, NLD / Buhk, DEU

theoretical besttime: 1:24.508

1	2:55.375	1:50.837	151	35.684	208	28.854	187		9	1:32.859	34.330	184	31.994	215	26.535	192	215
2	1:34.579	34.484	184	32.856	214	27.239	187	226	10	1:30.543	32.946	188	30.495	221	27.102	191	222
3	1:33.350	34.173	185	32.168	215	27.009	188	228	11	1:30.245	31.769	189	30.266	222	28.210	194	234
4	1:33.611	34.243	185	32.232	213	27.136	188	229	12	1:26.133	31.519	190	29.744	222	24.870	194	<b>236</b>
5	1:34.203	34.076	185	32.548	213	27.579	188	229	13	1:27.523	31.372	189	29.373	223	26.778	196	236
6	1:52.512	34.259	184	33.715	213	44.538	60	227	14	<b>1:24.591</b>	<b>30.726</b>	<b>190</b>	29.346	222	24.519	194	236
7	7:09.144	6:01.850	145	37.509	177	29.785	162		15	1:24.619	30.837	190	<b>29.290</b>	<b>223</b>	<b>24.492</b>	<b>194</b>	236
8	1:41.222	38.123	155	34.498	179	28.601	189	169									

### 50 Geipel, DEU / Frey, CHE

theoretical besttime: 1:25.311

1	2:35.022	1:27.672	146	37.992	186	29.358	187		9	1:27.775	32.708	190	30.142	223	24.925	195	223
2	1:37.199	35.029	183	33.927	206	28.243	191	207	10	1:30.323	32.567	180	31.561	221	26.195	195	237
3	1:33.036	33.912	187	32.233	214	26.891	190	225	11	1:26.498	31.582	191	29.935	223	24.981	194	238
4	1:32.517	33.583	187	31.925	216	27.009	190	226	12	1:25.704	31.403	192	<b>29.601</b>	<b>224</b>	24.700	195	<b>238</b>
5	1:51.734	33.752	186	32.469	208	45.513	58	232	13	1:31.611	33.828	158	32.852	218	24.931	194	238
6	7:40.802	6:29.588	118	41.259	172	29.955	164		14	<b>1:25.612</b>	31.327	192	29.739	223	24.546	194	238
7	1:39.166	36.642	170	35.327	207	27.197	192	204	15	1:25.658	<b>31.248</b>	<b>189</b>	29.948	222	<b>24.462</b>	<b>194</b>	237
8	1:34.446	34.023	187	34.236	194	26.187	194	213									

### 53 Beretta, ITA / Vainio, FIN

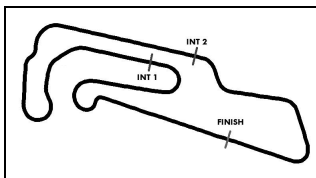
theoretical besttime: 1:25.523

1	16:37.517	15:26.948	79	41.158	205	29.411	186		6	1:32.727	32.437	188	30.670	164	29.620	194	233
2	1:36.416	35.760	181	33.132	214	27.524	188	195	7	1:28.601	32.277	188	30.427	219	25.897	194	236
3	1:34.125	34.524	186	33.456	219	26.145	192	201	8	1:26.921	31.393	187	<b>29.638</b>	<b>222</b>	25.890	193	236
4	1:32.088	32.731	188	32.607	209	26.750	192	234	9	1:28.010	31.546	189	30.071	222	26.393	194	<b>237</b>
5	1:40.402	33.482	186	33.874	139	33.046	189	219	10	<b>1:25.610</b>	<b>31.148</b>	<b>189</b>	29.725	220	<b>24.737</b>	<b>193</b>	236

### 63 Bortolotti, ITA / Caldarelli, ITA

theoretical besttime: 1:23.994

1	3:37.266	2:33.003	178	35.844	205	28.419	189		9	1:33.656	33.201	187	32.145	208	28.310	196	223
2	1:33.202	34.130	184	32.153	216	26.919	189	223	10	1:26.845	32.113	190	29.851	224	24.881	194	229
3	1:33.289	33.347	186	32.083	216	27.859	191	226	11	1:27.584	31.231	191	29.749	224	26.604	196	238
4	1:35.219	34.710	181	33.134	217	27.375	190	224	12	1:26.013	31.692	190	29.675	222	24.646	195	<b>240</b>
5	1:37.246	33.598	186	34.974	169	28.674	190	231	13	<b>1:24.099</b>	30.846	191	<b>29.023</b>	<b>223</b>	<b>24.230</b>	<b>196</b>	237
6	1:51.338	33.781	184	32.894	208	44.663	60	232	14	1:24.397	30.935	190	29.114	223	24.348	196	236
7	5:59.756	4:55.427	178	35.984	187	28.345	193		15	1:24.333	<b>30.741</b>	<b>191</b>	29.179	223	24.413	196	237
8	1:35.503	34.672	187	32.326	198	28.505	192	205	16	1:24.414	30.744	190	29.300	222	24.370	195	239



# ADAC GT Masters

## Sector List Qualifying 1

Provisional



Motorsportarena Oschersleben, Length: 3667m

Air temperature: 14.68°C

Track temperature: 11.97°C

Weather condition: Wet

**DMSB** Reg. Nr.: DMSB 801/18

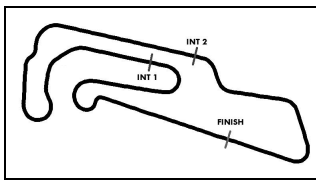
Saturday, April 14, 2018 8:45:00

Lap	Time	SE1	SP1	SE2	SP2	SE3	SP3	TSP	Lap	Time	SE1	SP1	SE2	SP2	SE3	SP3	TSP
<b>69</b>	Slooten, NLD / Luhr, DEU								<b>theoretical besttime: 1:35.054</b>								
1	4:16.858	3:10.341	161	36.507	186	30.010	<b>189</b>		4	1:35.833	<b>33.991</b>	<b>186</b>	33.273	209	28.569	189	<b>219</b>
2	1:36.720	34.837	185	32.996	192	28.887	184	199	5	1:54.842	34.915	185	33.915	204	46.012	60	211
3	<b>1:35.102</b>	34.039	185	<b>32.625</b>	<b>209</b>	<b>28.438</b>	189	217	6	2:19.415	59.926	183	34.702	203	44.787	60	

<b>82</b>	Ineichen, CHE / Engelhart, DEU								<b>theoretical besttime: 1:26.052</b>								
1	2:28.668	1:00.603	170	38.120	155	49.945	56		9	1:32.551	34.374	189	31.833	220	26.344	193	213
2	2:16.888	1:14.782	180	33.972	213	28.134	190		10	1:29.650	32.685	188	31.284	220	25.681	196	233
3	1:34.970	34.634	182	32.877	216	27.459	190	221	11	1:28.366	32.135	189	30.683	224	25.548	195	236
4	1:34.179	34.135	180	32.589	213	27.455	190	229	12	1:33.103	32.479	189	30.552	222	30.072	196	236
5	1:34.220	33.837	183	32.934	216	27.449	191	231	13	1:28.150	32.412	190	30.413	224	25.325	197	230
6	1:52.413	33.784	186	32.912	216	45.717	53	227	14	1:27.574	31.510	191	30.236	222	25.828	197	238
7	5:30.253	4:25.065	179	36.601	202	28.587	190		15	1:26.693	31.702	190	30.100	222	24.891	196	<b>238</b>
8	1:37.207	36.089	187	33.823	217	27.295	192	177	16	<b>1:26.052</b>	<b>31.321</b>	<b>189</b>	<b>29.853</b>	<b>224</b>	<b>24.878</b>	<b>194</b>	238

<b>84</b>	Assenheimer, DEU / Schmid, DEU								<b>theoretical besttime: 1:25.328</b>								
1	3:29.511	2:25.172	148	35.665	192	28.674	188		9	1:32.478	33.110	188	31.752	182	27.616	193	229
2	1:35.917	35.294	183	33.037	206	27.586	188	224	10	1:26.797	31.953	189	29.888	223	24.956	194	233
3	1:34.037	33.937	186	32.666	213	27.434	189	222	11	1:30.932	31.951	189	31.477	197	27.504	194	235
4	1:34.861	34.569	186	32.495	215	27.797	189	229	12	1:29.398	31.376	190	30.614	219	27.408	195	236
5	1:53.921	36.287	183	33.366	212	44.268	60	226	13	<b>1:25.477</b>	31.375	190	<b>29.423</b>	<b>223</b>	<b>24.679</b>	<b>194</b>	236
6	5:02.305	3:49.252	148	40.598	165	32.455	155		14	1:28.191	31.245	177	31.364	212	25.582	194	<b>236</b>
7	1:47.865	41.290	131	37.007	164	29.568	175	177	15	1:25.763	31.382	190	29.511	223	24.870	196	236
8	1:40.558	37.100	163	33.329	194	30.129	192	194	16	1:26.128	<b>31.226</b>	<b>190</b>	29.818	223	25.084	196	236

<b>99</b>	Renauer, DEU / Jaminet, FRA								<b>theoretical besttime: 1:24.698</b>								
1	4:10.530	3:06.226	179	35.705	206	28.599	190		9	1:28.563	33.012	190	30.459	221	25.092	195	212
2	1:33.064	33.749	187	32.060	215	27.255	190	227	10	1:25.919	31.470	193	29.647	221	24.802	195	236
3	1:32.808	33.459	186	32.091	214	27.258	190	228	11	<b>1:24.929</b>	31.156	193	<b>29.264</b>	<b>222</b>	<b>24.509</b>	<b>196</b>	236
4	1:43.567	35.485	147	38.945	167	29.137	190	221	12	1:25.088	31.033	193	29.357	224	24.698	195	237
5	1:32.275	33.286	187	32.013	217	26.976	191	230	13	1:34.235	34.287	141	32.485	221	27.463	197	237
6	1:51.536	33.498	186	32.909	213	45.129	58	229	14	1:25.316	31.094	193	29.363	223	24.859	196	<b>238</b>
7	6:32.779	5:23.100	156	40.360	130	29.319	188		15	1:25.025	<b>30.925</b>	<b>193</b>	29.482	223	24.618	196	237
8	1:36.358	36.421	188	33.479	219	26.458	190	187									



# ADAC GT Masters

## Top speed list Qualifying 1

Provisional



Motorsportarena Oschersleben, Length: 3667m

Air temperature: 14.68°C

Track temperature: 11.97°C

Weather condition: Wet

**DMSB** Reg. Nr.: DMSB 801/18

Saturday, April 14, 2018 8:45:00

#	Name (NAT)	Team	Car name	Speed	Lap	Race time
13	Claudia Hürtgen (DEU)	RWT Racing (AUT)	Corvette C7 GT3	244.89	13	26:21.315
1	Marvin Kirchhöfer (DEU)	Callaway Competition (DEU)	Corvette C7 GT3	243.24	13	25:00.884
9	Christopher Dreyspring (DEU)	Honda Team Schubert Motorsport (DEU)	Honda NSX GT3	242.15	16	28:20.924
6	Oscar Tunjo (COL)	Phoenix Racing (DEU)	Audi R8 LMS	241.07	12	27:16.932
33	Filip Salaquarda (CZE)	Team ISR (CZE)	Audi R8 LMS	241.07	13	28:37.284
5	Max Hofer (AUT)	Phoenix Racing (DEU)	Audi R8 LMS	241.07	10	29:50.624
26	Jeffrey Schmidt (CHE)	BWT Mücke Motorsport (DEU)	Audi R8 LMS	240.53	11	23:56.420
63	Mirko Bortolotti (ITA)	ORANGE1 by GRT Grasser (AUT)	Lamborghini Huracan GT3	240.00	12	23:55.841
14	Christopher Zöchling (AUT)	MRS GT-Racing (DEU)	BMW M6 GT3	240.00	7	25:31.032
3	Nikolaj Rogivue (CHE)	Aust Motorsport (DEU)	Audi R8 LMS	240.00	13	26:53.085
42	Mikkel Jensen (DEN)	BMW Team Schnitzer (DEU)	BMW M6 GT3	239.46	12	28:46.498
25	Ricardo Feller (CHE)	BWT Mücke Motorsport (DEU)	Audi R8 LMS	239.46	17	29:14.070
24	Mike David Ortmann (DEU)	BWT Mücke Motorsport (DEU)	Audi R8 LMS	238.93	13	23:14.716
43	Dennis Marschall (DEU)	BMW Team Schnitzer (DEU)	BMW M6 GT3	238.93	11	24:23.128
50	Philip Geipel (DEU)	YACO Racing	Audi R8 LMS	238.93	12	24:33.469
19	Ezequiel Perez Companc (ARG)	GRT Grasser-Racing-Team (AUT)	Lamborghini Huracan GT3	238.93	14	25:57.717
28	Sheldon van der Linde (ZAF)	Montaplast by Land-Motorsport (DEU)	Audi R8 LMS	238.93	13	26:35.227
82	Rolf Ineichen (CHE)	GRT Grasser-Racing-Team (AUT)	Lamborghini Huracan GT3	238.93	15	27:33.127
99	Robert Renauer (DEU)	Precote Herberth Motorsport (DEU)	Porsche 911 GT3 R	238.93	14	27:56.569
12	Florian Spengler (DEU)	EFP by TECE (DEU)	Audi R8 LMS	238.93	13	28:45.417
29	Alessio Picariello (BEL)	Montaplast by Land-Motorsport (DEU)	Audi R8 LMS	238.93	13	29:02.641
18	Adrien de Leener (BEL)	KÜS TEAM75 Bernhard (DEU)	Porsche 911 GT3 R	238.41	13	28:01.363
20	Kim Luis Schramm (DEU)	Team ZAKSPEED BKK Mobil Oil Racing (DEU)	Mercedes-AMG GT3	238.41	16	29:16.709
11	Elia Erhart (DEU)	EFP by TECE (DEU)	Audi R8 LMS	237.88	13	27:45.145
7	Dominik Schwager (DEU)	HB Racing (AUT)	Ferrari 488 GT3	237.36	12	24:38.720
53	Michele Beretta (ITA)	Team Rosberg (DEU)	Lamborghini Huracan GT3	237.36	9	27:33.769
17	Timo Bernhard (DEU)	KÜS TEAM75 Bernhard (DEU)	Porsche 911 GT3 R	237.36	12	28:55.294
21	Luca Stolz (DEU)	Team ZAKSPEED BKK Mobil Oil Racing (DEU)	Mercedes-AMG GT3	236.84	5	23:57.116
48	Indy Dontje (NLD)	MAN-FILTER Team HTP Motorsport (DEU)	Mercedes-AMG GT3	236.84	12	24:32.610
35	Jonathan Judek (DEU)	Team Rosberg (DEU)	Lamborghini Huracan GT3	236.84	14	24:49.825
84	Patrick Assenheimer (DEU)	AutoArenA Motorsport (DEU)	Mercedes-AMG GT3	236.84	14	26:09.016
4	Remo Lips (CHE)	Aust Motorsport (DEU)	Audi R8 LMS	236.84	15	28:37.224
47	Markus Pommer (DEU)	MAN-FILTER Team HTP Motorsport (DEU)	Mercedes-AMG GT3	236.32	13	25:15.018
8	Christopher Friedrich (DEU)	Car Collection Motorsport (DEU)	Mercedes-AMG GT3	235.80	15	27:37.704
69	Jan-Erik Slooten (NLD)	IronForce by RING POLICE (DEU)	Porsche 911 GT3 R	219.51	4	7:33.791