

ADAC GT Masters

Result List Free Practice 2



Provisional

Motorsportarena Oschersleben, Length: 3667m

Air temperature: 18.38°C

Track temperature: 17.31°C

Weather condition: Wet

DMSB Reg. Nr.: DMSB 801/18

Friday, April 13, 2018 16:55:00

started : 34 classified : 34 not classified : 0

	Drivers	Team	Car	Lap	Best Time	Gap	Diff	Kph	Day Time
1	29 A.Picariello(BEL)(J)/C.Mies(DEU)	MontaplastbyLand-Motorsport(DEU)	Audi R8 LMS	13	1:37.374			135.5	17:26:38
2	5 M.Hofer(AUT)(J)/P.Ellis(GBR)	Phoenix Racing(DEU)	Audi R8 LMS	12	1:37.869	0.495	0.495	134.8	17:24:08
3	53 M.Beretta(ITA)(J)/A.Vainio(FIN)(J)	Team Rosberg(DEU)	Lamborghini Huracan GT3	14	1:38.177	0.803	0.308	134.4	17:28:49
4	6 O.Tunjo(COL)(J)/J.Dennis(GBR)	Phoenix Racing(DEU)	Audi R8 LMS	17	1:38.195	0.821	0.018	134.4	17:35:40
5	28 S.van der Linde(ZAF)(J)/K.van der Linde(ZAF)	MontaplastbyLand-Motorsport(DEU)	Audi R8 LMS	18	1:38.401	1.027	0.206	134.1	17:38:34
6	24 M.Ortmann(DEU)(J)/M.Winkelhock(DEU)	BWT Mücke Motorsport(DEU)	Audi R8 LMS	13	1:38.410	1.036	0.009	134.1	17:25:32
7	26 J.Schmidt(CHE)(J)/J.Green(GBR)	BWT Mücke Motorsport(DEU)	Audi R8 LMS	16	1:38.532	1.158	0.122	133.9	17:39:30
8	25 R.Feller(CHE)(J)/C.Haase(DEU)	BWT Mücke Motorsport(DEU)	Audi R8 LMS	20	1:38.551	1.177	0.019	133.9	17:38:38
9	33 F.Salaquarda(CZE)/F.Stippler(DEU)	Team ISR(CZE)	Audi R8 LMS	19	1:38.804	1.430	0.253	133.6	17:38:48
10	84 P.Assenheimer(DEU)/C.Schmid(DEU)	AutoArenA Motorsport(DEU)	Mercedes-AMG GT3	13	1:38.967	1.593	0.163	133.3	17:27:00
11	17 T.Bernhard(DEU)/K.Estre(FRA)	KÜS TEAM75 Bernhard(DEU)	Porsche 911 GT3 R	18	1:38.983	1.609	0.016	133.3	17:38:32
12	99 R.Renauer(DEU)/M.Jaminet(FRA)	Precote Herberth Motorsport(DEU)	Porsche 911 GT3 R	12	1:39.009	1.635	0.026	133.3	17:25:06
13	8 C.Friedrich(DEU)(J)/L.Arnold(DEU)	Car Collection Motorsport(DEU)	Mercedes-AMG GT3	10	1:39.015	1.641	0.006	133.3	17:19:57
14	47 M.Pommer(DEU)/M.Götz(DEU)	MAN-FILTER Team HTP Motorsport(DEU)	Mercedes-AMG GT3	16	1:39.081	1.707	0.066	133.2	17:34:00
15	9 C.Dreyspring(DEU)(J)/G.Maggi(CHE)(J)	Honda Team Schubert Motorsport(DEU)	Honda NSX GT3	12	1:39.107	1.733	0.026	133.2	17:24:54
16	42 M.Jensen(DEN)(J)/T.Scheider(DEU)	BMW Team Schnitzer(DEU)	BMW M6 GT3	15	1:39.107	1.733		133.2	17:37:32
17	1 M.Kirchhöfer(DEU)/D.Keilwitz(DEU)	Callaway Competition(DEU)	Corvette C7 GT3	9	1:39.140	1.766	0.033	133.1	17:21:06
18	63 M.Bortolotti(ITA)/A.Caldarelli(ITA)	ORANGE1 by GRT Grasser(AUT)	Lamborghini Huracan GT3	9	1:39.152	1.778	0.012	133.1	17:21:13
19	19 E.Perez Companc(ARG)(J)/F.Perera(FRA)	GRT Grasser-Racing-Team(AUT)	Lamborghini Huracan GT3	8	1:39.228	1.854	0.076	133.0	17:20:07
20	12 F.Spengler(DEU)/D.Vanthoor(BEL)	EFP by TECE(DEU)	Audi R8 LMS	16	1:39.253	1.879	0.025	133.0	17:38:02
21	7 D.Schwager(DEU)/L.Ludwig(DEU)	HB Racing(AUT)	Ferrari 488 GT3	16	1:39.414	2.040	0.161	132.7	17:34:46
22	48 I.Dontje(NLD)/M.Buhk(DEU)	MAN-FILTER Team HTP Motorsport(DEU)	Mercedes-AMG GT3	11	1:39.419	2.045	0.005	132.7	17:22:58
23	14 C.Zöchling(AUT)/J.Klingmann(DEU)	MRS GT-Racing(DEU)	BMW M6 GT3	18	1:39.555	2.181	0.136	132.6	17:38:42
24	35 J.Judek(DEU)(J)/J.Eriksson(SWE)	Team Rosberg(DEU)	Lamborghini Huracan GT3	11	1:39.827	2.453	0.272	132.2	17:22:21
25	21 L.Stolz(DEU)(J)/S.Asch(DEU)	Team ZAKSPEED BKK Mobil Oil Racing	Mercedes-AMG GT3	10	1:40.100	2.726	0.273	131.8	17:27:15
26	43 D.Marschall(DEU)(J)/V.Bouveng(SWE)(J)	BMW Team Schnitzer(DEU)	BMW M6 GT3	18	1:40.306	2.932	0.206	131.6	17:39:28
27	50 P.Geipel(DEU)/R.Frey(CHE)	YACO Racing	Audi R8 LMS	10	1:40.308	2.934	0.002	131.6	17:23:33
28	69 J.Slooten(NLD)(T)/L.Luhr(DEU)	IronForce by RING POLICE(DEU)	Porsche 911 GT3 R	15	1:40.354	2.980	0.046	131.5	17:35:43
29	13 C.Hürtgen(DEU)(T)/S.Barth(DEU)(T)	RWT Racing(AUT)	Corvette C7 GT3	16	1:40.406	3.032	0.052	131.4	17:38:21
30	3 N.Rogivue(CHE)(J)/F.Vervisch(BEL)	Aust Motorsport(DEU)	Audi R8 LMS	12	1:40.718	3.344	0.312	131.0	17:25:43
31	18 A.de Leener(BEL)/K.Bachler(AUT)	KÜS TEAM75 Bernhard(DEU)	Porsche 911 GT3 R	12	1:40.830	3.456	0.112	130.9	17:25:37
32	11 E.Erhart(DEU)/P.Kaffer(DEU)	EFP by TECE(DEU)	Audi R8 LMS	20	1:41.429	4.055	0.599	130.1	17:37:17
33	4 R.Lips(CHE)(T)/M.Hackländer(DEU)	Aust Motorsport(DEU)	Audi R8 LMS	14	1:41.538	4.164	0.109	130.0	17:28:55
34	20 K.Schramm(DEU)(J)/N.Sylvest(DNK)(J)	Team ZAKSPEED BKK Mobil Oil Racing	Mercedes-AMG GT3	17	1:42.151	4.777	0.613	129.2	17:39:34

Did not start

82 R.Ineichen(CHE)(T)/C.Engelhart(DEU) GRT Grasser-Racing-Team(AUT) Lamborghini Huracan GT3

Following race director decision cancellation of the relevant lap time for car no. 12

Subject to final scrutineering!

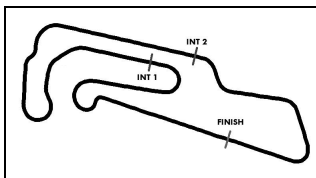
Publication time:	Clerk of the Course: Ralph Bohnhorst	Timekeeper: Steffen Ruhl
-------------------	--------------------------------------	--------------------------

ver: 1.0

www.adac.de/motorsport

Page 1/ 1 printed: 13.4.2018 17:47





ADAC GT Masters

Sector List Free Practice 2



Provisional

Motorsportarena Oschersleben, Length: 3667m

Air temperature: 18.38°C

Track temperature: 17.31°C

Weather condition: Wet

DMSB Reg. Nr.: DMSB 801/18

Friday, April 13, 2018 16:55:00

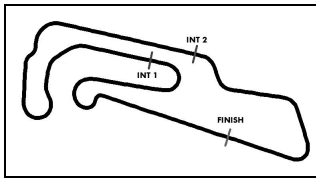
Lap	Time	SE1	SP1	SE2	SP2	SE3	SP3	TSP	Lap	Time	SE1	SP1	SE2	SP2	SE3	SP3	TSP
1 Kirchhöfer, DEU / Keilwitz, DEU									theoretical besttime: 1:38.922								
1	5:15.401	4:04.756	161	39.225	200	31.420	187		10	1:57.936	35.285	186	34.748	217	47.903	52	234
2	1:44.996	37.687	181	36.820	212	30.489	187	218	11	4:22.633	3:16.821	182	36.025	216	29.787	191	
3	1:43.126	36.907	183	36.116	212	30.103	188	211	12	1:41.743	36.849	183	35.419	214	29.475	189	198
4	1:41.968	36.502	181	35.828	214	29.638	189	229	13	1:41.015	35.867	184	35.597	216	29.551	191	225
5	2:57.033	47.182	75	1:00.013	78	1:09.838	48	231	14	1:40.744	35.656	184	35.753	216	29.335	190	219
6	7:43.136	6:37.475	183	35.845	214	29.816	190		15	1:40.019	35.569	185	35.188	213	29.262	189	226
7	1:40.797	36.031	183	35.340	216	29.426	190	232	16	2:01.002	35.912	184	35.265	217	49.825	54	209
8	1:39.701	35.555	185	34.928	217	29.218	190	232	17	3:21.977	2:17.244	184	35.423	217	29.310	191	
9	1:39.140	35.503	185	34.656	211	28.981	191	233	18	3:01.684	50.003	77	1:04.100	72	1:07.581	52	183

Lap	Time	SE1	SP1	SE2	SP2	SE3	SP3	TSP	Lap	Time	SE1	SP1	SE2	SP2	SE3	SP3	TSP
3 Rogivue, CHE / Vervisch, BEL									theoretical besttime: 1:40.142								
1	2:21.522	1:11.615	175	38.516	203	31.391	181		11	1:45.347	36.324	177	37.320	206	31.703	182	218
2	1:47.992	38.610	177	38.536	209	30.846	184	196	12	1:40.718	35.855	180	35.258	209	29.605	186	212
3	1:44.262	37.368	180	36.631	211	30.263	185	203	13	1:41.123	35.989	181	35.384	201	29.750	185	216
4	1:43.256	36.378	180	36.314	201	30.564	187	218	14	1:41.500	35.539	182	36.616	210	29.345	185	225
5	1:44.474	36.493	182	36.123	210	31.858	187	196	15	1:42.116	36.111	181	36.176	198	29.829	184	206
6	2:00.678	35.820	182	35.699	212	49.159	57	215	16	1:42.830	36.178	180	36.753	185	29.899	186	219
7	10:34.806	9:18.564	124	41.982	166	34.260	179		17	1:58.851	35.918	180	35.646	206	47.287	57	217
8	1:46.430	38.965	179	36.756	204	30.709	183	192	18	3:08.150	1:45.880	178	35.818	211	46.452	57	
9	1:47.656	38.359	126	38.421	187	30.876	184	193	19	3:52.512	1:46.231	179	1:03.557	72	1:02.724	54	
10	1:45.452	37.335	180	36.789	148	31.328	180	211									

Lap	Time	SE1	SP1	SE2	SP2	SE3	SP3	TSP	Lap	Time	SE1	SP1	SE2	SP2	SE3	SP3	TSP
4 Lips, CHE / Hackländer, DEU									theoretical besttime: 1:40.978								
1	3:07.507	1:56.780	164	39.187	190	31.540	179		11	1:42.500	36.805	179	35.855	205	29.840	183	204
2	1:48.938	39.625	175	38.367	197	30.946	181	202	12	1:42.310	36.694	178	35.800	209	29.816	183	204
3	1:46.874	38.878	177	37.330	197	30.666	184	178	13	1:43.137	36.540	176	36.658	209	29.939	183	212
4	1:44.955	37.828	179	36.741	207	30.386	183	180	14	1:41.538	36.500	179	35.372	209	29.666	183	203
5	1:44.871	37.742	179	36.826	203	30.303	183	188	15	1:42.513	36.443	178	36.281	210	29.789	184	209
6	2:39.684	39.454	80	1:00.280	77	59.950	57	201	16	1:59.884	37.138	175	36.311	209	46.435	57	213
7	7:58.348	6:28.051	151	41.081	162	49.216	57		17	2:55.115	1:48.596	171	36.519	198	30.000	184	
8	2:31.737	1:22.911	158	37.447	201	31.379	181		18	2:09.531	35.940	179	46.530	183	47.061	57	216
9	1:56.927	48.140	168	37.285	198	31.502	181	207	19	4:55.656	2:43.499	79	1:03.125	72	1:09.032	49	
10	1:44.948	37.699	177	36.744	194	30.505	183	200									

Lap	Time	SE1	SP1	SE2	SP2	SE3	SP3	TSP	Lap	Time	SE1	SP1	SE2	SP2	SE3	SP3	TSP
5 Hofer, AUT / Ellis, GBR									theoretical besttime: 1:37.703								
1	2:09.513	56.227	171	40.812	177	32.474	181		8	1:41.390	36.333	182	35.541	213	29.516	184	216
2	1:51.455	39.258	157	40.564	190	31.633	180	193	9	1:39.996	35.813	184	35.097	212	29.086	182	229
3	1:46.485	38.220	177	37.406	208	30.859	186	193	10	1:38.920	35.199	182	34.952	214	28.769	185	229
4	1:48.105	39.427	162	37.680	200	30.998	188	189	11	1:39.945	35.248	184	35.430	212	29.267	185	231
5	1:43.539	37.296	183	36.248	195	29.995	188	181	12	1:37.869	34.972	182	34.378	213	28.519	185	231
6	2:22.345	47.319	140	38.397	201	56.629	57	208	13	2:19.422	34.806	183	56.876	156	47.740	57	232
7	9:07.886	7:59.954	179	38.096	210	29.836	185										

Lap	Time	SE1	SP1	SE2	SP2	SE3	SP3	TSP	Lap	Time	SE1	SP1	SE2	SP2	SE3	SP3	TSP
6 Tunjo, COL / Dennis, GBR									theoretical besttime: 1:38.083								
1	4:52.135	3:40.543	146	39.897	188	31.695	181		11	1:57.644	35.402	184	36.197	204	46.045	57	231
2	1:45.722	38.440	179	37.083	202	30.199	186	219	12	2:55.035	1:47.722	182	35.006	214	32.307	183	
3	1:44.828	37.067	180	36.830	207	30.931	184	196	13	1:38.890	35.420	183	34.763	216	28.707	190	224
4	1:42.128	36.532	183	35.906	212	29.690	187	209	14	1:48.017	35.314	184	36.805	132	35.898	190	230
5	2:36.506	38.237	174	54.030	64	1:04.239	57	175	15	1:39.387	35.258	183	35.318	216	28.811	188	232
6	7:45.754	6:39.325	178	36.587	205	29.842	187		16	1:47.067	34.756	182	39.948	184	32.363	188	233
7	1:45.402	36.220	183	36.212	207	32.970	187	209	17	1:38.195	34.768	183	34.663	216	28.764	188	233
8	1:39.900	35.373	183	35.279	195	29.248	189	223	18	1:47.836	34.792	182	38.685	120	34.359	189	233
9	1:44.322	35.500	178	38.667	152	30.155	187	222	19	1:39.009	34.713	184	35.375	214	28.921	190	233
10	1:38.770	34.774	184	34.699	212	29.297	188	224	20	2:41.702	34.974	165	1:02.223	67	1:04.505	57	230



ADAC GT Masters

Sector List Free Practice 2



Provisional

Motorsportarena Oschersleben, Length: 3667m

Air temperature: 18.38°C

Track temperature: 17.31°C

Weather condition: Wet

DMSB Reg. Nr.: DMSB 801/18

Friday, April 13, 2018 16:55:00

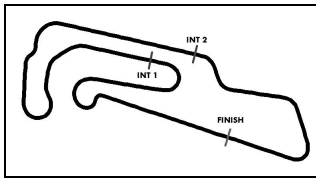
Lap	Time	SE1	SP1	SE2	SP2	SE3	SP3	TSP	Lap	Time	SE1	SP1	SE2	SP2	SE3	SP3	TSP
7 Schwager, DEU / Ludwig, DEU									theoretical besttime: 1:39.126								
1	3:59.707	2:48.160	149	39.734	187	31.813	183		11	3:55.323	2:49.748	179	35.656	212	29.919	186	
2	1:47.408	38.626	175	37.494	202	31.288	184	197	12	1:40.467	36.043	182	35.103	213	29.321	185	225
3	1:46.766	37.693	180	38.282	203	30.791	184	210	13	1:40.011	35.556	182	35.226	210	29.229	184	226
4	1:49.396	41.962	180	37.064	209	30.370	185	214	14	1:40.331	35.533	182	35.305	214	29.493	184	227
5	2:01.461	36.513	183	36.065	204	48.883	58	208	15	1:40.093	35.722	183	35.023	213	29.348	185	226
6	9:01.399	7:55.035	178	35.883	207	30.481	183		16	1:39.414	35.225	185	35.192	212	28.997	187	229
7	1:42.765	36.971	182	35.824	208	29.970	185	214	17	1:55.423	35.131	183	34.998	213	45.294	59	231
8	1:41.723	36.220	184	35.395	209	30.108	187	210	18	2:54.163	1:47.408	184	36.082	205	30.673	188	
9	1:41.155	36.214	184	35.283	207	29.658	187	218	19	3:06.154	53.521	78	1:02.315	74	1:10.318	58	163
10	1:58.504	35.972	183	35.534	205	46.998	59	215									

Lap	Time	SE1	SP1	SE2	SP2	SE3	SP3	TSP	Lap	Time	SE1	SP1	SE2	SP2	SE3	SP3	TSP
8 Friedrich, DEU / Arnold, DEU									theoretical besttime: 1:38.891								
1	3:14.361	2:03.206	141	39.825	168	31.330	180		12	2:56.870	1:49.873	180	36.508	205	30.489	186	
2	1:49.805	38.896	147	39.037	191	31.872	183	184	13	1:45.699	37.476	182	37.913	189	30.310	186	193
3	1:44.518	37.372	178	36.524	201	30.622	183	204	14	1:43.544	37.816	169	35.978	203	29.750	185	184
4	1:43.625	37.428	179	36.129	206	30.068	184	200	15	1:48.810	37.485	177	41.207	204	30.118	185	211
5	1:42.531	36.708	181	35.768	208	30.055	184	208	16	1:41.509	36.040	178	35.976	209	29.493	186	209
6	2:43.120	38.111	74	1:01.709	71	1:03.300	58	215	17	1:40.437	35.471	181	35.430	207	29.536	184	222
7	6:59.710	5:52.220	172	36.813	199	30.677	184		18	1:41.774	35.924	182	35.993	190	29.857	186	219
8	1:40.292	36.039	181	34.844	210	29.409	184	216	19	1:42.201	35.513	180	37.302	211	29.386	186	219
9	1:39.430	35.732	179	34.428	211	29.270	184	222	20	1:39.874	35.479	178	35.137	213	29.258	181	216
10	1:39.015	35.348	182	34.552	211	29.115	186	218	21	2:13.531	35.932	183	38.247	79	59.352	58	192
11	1:56.380	35.772	183	34.874	211	45.734	59	222									

Lap	Time	SE1	SP1	SE2	SP2	SE3	SP3	TSP	Lap	Time	SE1	SP1	SE2	SP2	SE3	SP3	TSP
9 Dreyspring, DEU / Maggi, CHE									theoretical besttime: 1:39.107								
1	3:12.730	1:59.960	150	40.305	180	32.465	171		11	1:40.475	35.450	183	35.221	214	29.804	189	229
2	1:52.591	39.925	137	41.479	179	31.187	185	175	12	1:39.107	34.914	184	34.931	216	29.262	187	231
3	1:44.910	37.757	180	36.780	205	30.373	184	196	13	1:56.033	34.993	185	35.060	216	45.980	57	233
4	1:43.096	37.240	180	35.921	213	29.935	190	205	14	3:24.824	2:11.453	183	37.588	193	35.783	189	
5	1:45.043	37.076	178	35.883	211	32.084	186	203	15	1:40.402	35.625	183	35.464	215	29.313	187	231
6	2:45.015	40.200	84	1:03.240	78	1:01.575	56	204	16	1:40.423	35.353	183	35.449	216	29.621	190	232
7	8:27.472	7:21.021	173	36.394	209	30.057	186		17	1:54.728	35.608	182	47.571	135	31.549	186	230
8	1:41.993	36.468	185	35.588	214	29.937	190	222	18	1:40.530	35.683	182	35.216	218	29.631	187	229
9	1:40.859	35.827	186	35.103	215	29.929	187	221	19	1:41.110	35.211	186	36.256	214	29.643	190	231
10	1:40.409	35.776	185	34.979	214	29.654	189	227	20	2:27.245	35.375	183	52.186	78	59.684	58	232

Lap	Time	SE1	SP1	SE2	SP2	SE3	SP3	TSP	Lap	Time	SE1	SP1	SE2	SP2	SE3	SP3	TSP
11 Erhart, DEU / Kaffer, DEU									theoretical besttime: 1:39.893								
1	2:14.266	57.324	165	40.237	175	36.705	179		12	1:45.743	38.716	177	36.585	201	30.442	183	190
2	1:48.442	37.982	175	39.324	192	31.136	182	187	13	1:44.208	37.144	176	36.880	206	30.184	184	196
3	1:45.116	37.575	176	36.687	201	30.854	184	178	14	1:41.497	36.271	179	35.738	210	29.488	185	197
4	1:47.427	37.547	178	37.990	205	31.890	185	190	15	1:44.127	36.172	180	37.802	162	30.153	184	205
5	1:43.159	37.266	177	36.236	208	29.657	185	192	16	1:43.484	36.420	178	37.233	199	29.831	183	190
6	1:46.764	36.254	180	35.607	206	34.903	81	208	17	1:45.217	38.050	179	37.014	205	30.153	184	192
7	3:19.310	1:06.689	74	1:08.399	72	1:04.222	58	76	18	1:43.037	36.643	178	36.464	209	29.930	185	208
8	5:34.503	4:27.944	174	36.350	206	30.209	186		19	1:42.667	36.274	180	36.113	208	30.280	185	210
9	1:42.048	36.486	178	35.874	209	29.688	184	218	20	1:41.429	35.978	180	36.073	208	29.378	186	211
10	1:57.069	35.986	179	35.008	210	46.075	58	212	21	1:57.823	35.507	181	35.459	210	46.857	58	213
11	3:07.079	1:56.195	166	39.157	185	31.727	174										

Lap	Time	SE1	SP1	SE2	SP2	SE3	SP3	TSP	Lap	Time	SE1	SP1	SE2	SP2	SE3	SP3	TSP
12 Spengler, DEU / Vanthoor, BEL									theoretical besttime: 1:38.627								
1	2:33.229	1:23.492	174	38.194	189	31.543	179		10	1:39.288	35.487	180	34.754	210	29.047	185	224
2	1:47.125	39.262	177	37.281	206	30.582	183	212	11	1:56.607	35.514	179	34.565	212	46.528	59	229
3	1:43.577	37.001	179	36.118	200	30.458	183	213	12	3:12.511	2:01.921	84	41.045	213	29.545	184	
4	1:43.213	36.982	177	36.070	208	30.161	184	188	13	1:40.614	35.527	179	36.045	211	29.042	185	225
5	1:42.625	36.725	178	36.113	209	29.787	186	197	14	1:39.274	35.057	180	34.949	212	29.268	182	229
6	8:02.578	36.620	177	6:25.625	81	1:00.333	58	190	15	1:44.582	37.930	181	34.879	212	31.773	183	227
7	8:36.778	7:31.575	176	35.411	206	29.792	183		16	1:39.253	35.020	182	35.060	204	29.173	185	230
8	1:40.241	35.719	179	35.107	210	29.415	183	220	17	1:38.986	35.094	182	34.809	213	29.086	183	230
9	1:39.772	35.475	180	34.944	210	29.353	183	219	17	3:03.583	52.693	76	1:00.154	91	1:10.736	58	226



ADAC GT Masters

Sector List Free Practice 2



Provisional

Motorsportarena Oschersleben, Length: 3667m

Air temperature: 18.38°C

Track temperature: 17.31°C

Weather condition: Wet

DMSB Reg. Nr.: DMSB 801/18

Friday, April 13, 2018 16:55:00

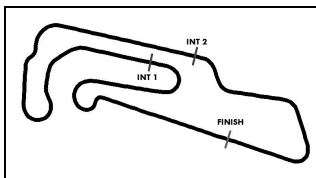
Lap	Time	SE1	SP1	SE2	SP2	SE3	SP3	TSP	Lap	Time	SE1	SP1	SE2	SP2	SE3	SP3	TSP
13 Hürtgen, DEU / Barth, DEU									theoretical besttime: 1:40.331								
1	5:23.738	4:13.864	165	38.272	192	31.602	182		10	2:00.075	36.339	181	37.227	206	46.509	59	214
2	1:45.696	37.929	181	37.053	190	30.714	186	194	11	5:55.669	4:50.258	176	35.612	206	29.799	187	
3	1:43.847	37.337	181	36.504	203	30.006	189	202	12	1:44.643	36.739	178	36.858	204	31.046	191	208
4	1:42.664	36.745	184	36.080	210	29.839	187	206	13	1:43.553	37.560	177	36.059	213	29.934	190	218
5	2:47.877	42.155	77	59.483	78	1:06.239	48	216	14	1:59.372	36.741	182	36.514	212	46.117	58	217
6	7:15.255	6:06.738	179	36.833	211	31.684	189		15	2:28.540	1:23.714	180	35.320	210	29.506	187	
7	1:42.540	36.706	185	35.957	214	29.877	190	214	16	1:40.406	35.890	182	35.088	212	29.428	190	222
8	1:42.156	36.563	185	35.888	208	29.705	189	207	17	2:05.120	35.815	183	35.442	211	53.863	59	226
9	1:44.505	36.130	186	36.071	208	32.304	188	209									

Lap	Time	SE1	SP1	SE2	SP2	SE3	SP3	TSP	Lap	Time	SE1	SP1	SE2	SP2	SE3	SP3	TSP
14 Zöchling, AUT / Klingmann, DEU									theoretical besttime: 1:39.409								
1	5:26.108	4:14.831	148	39.571	182	31.706	177		11	1:41.691	36.461	180	35.630	212	29.600	186	210
2	1:45.858	38.009	178	37.156	206	30.693	183	186	12	2:03.454	35.537	180	41.446	208	46.471	59	227
3	1:43.559	36.945	180	36.379	204	30.235	184	203	13	4:43.981	3:36.855	179	37.232	212	29.894	186	
4	1:43.045	36.993	179	36.242	211	29.810	184	224	14	1:43.124	35.701	179	37.919	213	29.504	186	222
5	2:46.691	46.349	77	1:00.067	77	1:00.275	50	221	15	1:39.969	35.384	179	35.124	213	29.461	185	228
6	6:34.871	5:26.616	177	36.470	201	31.785	183		16	1:43.615	38.976	181	35.357	213	29.282	187	229
7	1:42.479	36.999	180	35.566	210	29.914	184	196	17	1:39.712	35.570	176	34.813	214	29.329	186	230
8	1:41.670	36.416	180	35.338	210	29.916	184	199	18	1:39.555	35.332	179	34.795	214	29.428	186	229
9	1:40.823	36.072	181	35.045	211	29.706	184	201	19	2:21.897	35.357	179	46.135	81	1:00.405	49	229
10	1:41.444	35.755	181	35.745	195	29.944	185	222									

Lap	Time	SE1	SP1	SE2	SP2	SE3	SP3	TSP	Lap	Time	SE1	SP1	SE2	SP2	SE3	SP3	TSP
17 Bernhard, DEU / Estre, FRA									theoretical besttime: 1:38.774								
1	2:53.954	1:43.468	175	38.486	186	32.000	180		11	1:39.425	35.600	183	34.778	210	29.047	187	219
2	1:45.501	38.153	178	36.713	192	30.635	184	192	12	1:55.686	35.158	182	34.780	212	45.748	59	229
3	1:43.798	37.082	178	36.223	207	30.493	183	193	13	3:59.108	2:52.416	180	34.782	208	31.910	184	
4	1:42.111	36.491	179	35.534	208	30.086	184	204	14	2:29.236	35.362	183	1:24.279	206	29.595	187	224
5	1:41.037	36.149	181	35.264	210	29.624	184	195	15	1:56.571	35.277	182	35.325	213	45.969	59	225
6	2:18.272	35.857	182	43.424	75	58.991	58	212	16	2:54.857	1:50.035	177	35.282	203	29.540	187	
7	8:08.705	7:00.450	180	35.646	196	32.609	185		17	1:40.190	35.389	182	35.325	204	29.476	184	210
8	1:41.880	36.454	180	35.321	210	30.105	183	197	18	1:38.983	35.013	183	34.714	209	29.256	186	212
9	1:42.142	36.628	183	34.821	196	30.693	188	228	19	2:12.289	35.163	180	38.184	74	58.942	58	223
10	1:40.300	35.645	183	35.120	209	29.535	187	229									

Lap	Time	SE1	SP1	SE2	SP2	SE3	SP3	TSP	Lap	Time	SE1	SP1	SE2	SP2	SE3	SP3	TSP
18 de Leener, BEL / Bachler, AUT									theoretical besttime: 1:40.745								
1	4:24.712	3:10.792	143	41.182	184	32.738	177		11	1:41.337	35.854	180	35.777	211	29.706	186	221
2	1:51.530	40.902	163	39.251	201	31.377	183	178	12	1:40.830	35.580	181	35.582	213	29.668	187	225
3	1:46.947	38.426	174	37.694	198	30.827	183	181	13	1:59.115	35.888	183	35.766	212	47.461	59	204
4	1:47.920	39.549	174	37.283	183	31.088	184	197	14	3:50.112	2:42.339	181	37.532	175	30.241	187	
5	2:32.843	38.263	172	52.944	79	1:01.636	53	210	15	1:43.065	37.206	182	35.927	209	29.932	186	206
6	7:52.750	6:43.195	142	38.472	186	31.083	185		16	1:41.185	35.950	182	35.652	213	29.583	185	201
7	1:44.401	37.426	180	37.128	210	29.847	186	180	17	1:41.489	35.943	181	35.729	212	29.817	185	200
8	1:43.179	36.900	181	35.987	205	30.292	185	198	18	1:42.225	35.692	182	36.189	207	30.344	186	221
9	1:44.512	37.941	175	36.533	210	30.038	185	191	19	2:10.127	36.779	181	36.511	188	56.837	58	205
10	1:45.501	37.672	181	36.418	206	31.411	184	210									

Lap	Time	SE1	SP1	SE2	SP2	SE3	SP3	TSP	Lap	Time	SE1	SP1	SE2	SP2	SE3	SP3	TSP
19 Perez Companc, ARG / Perera, FRA									theoretical besttime: 1:38.875								
1	6:33.256	5:21.240	155	39.559	178	32.457	171		11	2:57.487	1:48.946	178	37.754	208	30.787	175	
2	1:45.329	37.997	179	36.314	206	31.018	183	204	12	1:42.491	36.564	181	35.806	211	30.121	178	215
3	1:41.706	36.318	182	35.747	208	29.641	186	212	13	1:44.811	35.876	182	37.676	208	31.259	185	220
4	2:26.169	35.830	181	48.683	77	1:01.656	59	209	14	2:14.504	1:05.951	136	38.195	210	30.358	184	222
5	7:38.466	6:31.066	179	36.963	200	30.437	187		15	1:41.024	35.812	180	35.662	212	29.550	185	224
6	1:41.187	35.615	183	35.897	206	29.675	187	218	16	1:40.451	35.621	182	35.463	213	29.367	183	224
7	1:41.800	36.077	183	35.449	213	30.274	187	205	17	1:40.280	35.694	181	35.270	213	29.316	184	224
8	1:39.228	35.097	183	34.603	209	29.528	187	217	18	1:40.630	35.287	183	35.546	213	29.797	186	227
9	1:44.336	35.325	183	38.569	182	30.442	188	211	19	2:42.606	42.486	77	59.419	77	1:00.701	56	227
10	1:56.374	34.956	183	35.732	212	45.686	60	222									



ADAC GT Masters

Sector List Free Practice 2



Provisional

Motorsportarena Oschersleben, Length: 3667m

Air temperature: 18.38°C

Track temperature: 17.31°C

Weather condition: Wet

DMSB Reg. Nr.: DMSB 801/18

Friday, April 13, 2018 16:55:00

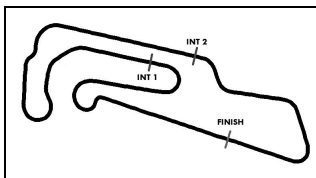
Lap	Time	SE1	SP1	SE2	SP2	SE3	SP3	TSP	Lap	Time	SE1	SP1	SE2	SP2	SE3	SP3	TSP
20 Schramm, DEU / Sylvest, DNK									theoretical besttime: 1:41.903								
1	7:39.184	6:21.417	148	43.288	169	34.479	180		10	1:43.446	37.165	182	36.153	208	30.128	184	204
2	1:49.399	39.211	175	37.929	171	32.259	180	173	11	1:42.319	36.688	182	35.681	206	29.950	185	203
3	2:21.303	41.947	153	38.160	170	1:01.196	49	172	12	1:42.765	36.423	181	36.133	206	30.209	184	215
4	8:36.796	7:21.981	154	40.477	167	34.338	173		13	2:07.393	37.472	180	38.866	191	51.055	54	199
5	1:48.804	39.320	177	38.051	179	31.433	182	178	14	2:56.010	1:49.312	180	36.645	206	30.053	184	
6	1:46.319	38.382	180	37.224	197	30.713	185	207	15	1:42.580	36.725	181	36.056	201	29.799	184	204
7	1:44.383	37.519	181	36.283	205	30.581	186	197	16	1:44.068	36.759	180	37.261	210	30.048	185	200
8	1:44.669	37.462	181	36.242	206	30.965	183	210	17	1:42.151	36.578	181	35.754	208	29.819	185	205
9	1:42.477	36.833	182	35.742	208	29.902	183	202	18	3:05.389	52.951	76	1:02.632	75	1:09.806	45	148

Lap	Time	SE1	SP1	SE2	SP2	SE3	SP3	TSP	Lap	Time	SE1	SP1	SE2	SP2	SE3	SP3	TSP
21 Stolz, DEU / Asch, DEU									theoretical besttime: 1:39.702								
1	10:04.406	8:52.430	173	40.086	190	31.890	182		10	1:40.100	35.663	181	35.171	210	29.266	185	213
2	2:38.357	39.062	173	54.972	72	1:04.323	50	209	11	1:58.712	35.856	181	35.779	201	47.077	58	208
3	7:34.841	6:25.969	175	37.769	186	31.103	182		12	2:55.108	1:48.225	178	36.853	207	30.030	184	
4	1:44.518	37.545	179	36.491	198	30.482	184	184	13	1:43.143	36.675	180	36.382	209	30.086	184	222
5	1:43.087	36.835	177	36.214	202	30.038	184	197	14	1:41.771	36.519	178	35.725	211	29.527	183	222
6	1:42.324	36.635	177	35.944	207	29.745	183	202	15	1:40.759	35.989	179	35.408	211	29.362	184	225
7	1:40.547	36.142	178	34.957	209	29.448	184	213	16	1:40.704	35.846	177	35.072	212	29.786	183	226
8	1:40.523	35.697	181	35.378	210	29.448	185	216	17	2:36.290	35.479	180	57.580	71	1:03.231	54	226
9	1:46.080	35.911	181	35.472	202	34.697	184	211									

Lap	Time	SE1	SP1	SE2	SP2	SE3	SP3	TSP	Lap	Time	SE1	SP1	SE2	SP2	SE3	SP3	TSP
24 Ortmann, DEU / Winkelhock, DEU									theoretical besttime: 1:38.368								
1	3:52.011	2:40.070	146	39.898	171	32.043	181		12	1:44.750	37.851	147	36.067	179	30.832	185	205
2	1:46.567	38.213	176	37.542	189	30.812	183	184	13	1:38.410	34.994	182	34.467	210	28.949	185	224
3	1:44.335	37.359	178	36.921	202	30.055	184	195	14	2:00.526	35.965	181	35.541	200	49.020	55	201
4	1:43.421	36.905	179	36.662	202	29.854	185	205	15	2:53.516	1:46.320	178	37.789	204	29.407	186	
5	1:42.206	36.549	180	36.293	204	29.364	185	202	16	1:44.351	37.563	179	36.023	204	30.765	186	196
6	2:59.994	56.517	75	1:01.829	73	1:01.648	55	86	17	1:42.570	36.613	180	36.008	204	29.949	187	210
7	6:32.021	5:24.842	177	36.657	197	30.522	185		18	1:43.805	37.528	181	36.130	138	30.147	187	208
8	1:47.250	36.190	180	35.305	200	35.755	184	214	19	1:40.355	35.873	181	35.332	211	29.150	186	212
9	1:42.372	35.819	183	35.063	201	31.490	185	201	20	1:44.113	35.886	181	39.186	211	29.041	186	215
10	1:39.823	35.507	180	35.122	204	29.194	186	220	21	2:32.969	35.425	182	56.966	76	1:00.578	54	225
11	1:38.743	35.279	179	34.557	211	28.907	184	215									

Lap	Time	SE1	SP1	SE2	SP2	SE3	SP3	TSP	Lap	Time	SE1	SP1	SE2	SP2	SE3	SP3	TSP
25 Feller, CHE / Haase, DEU									theoretical besttime: 1:38.254								
1	2:56.513	1:45.859	169	39.239	189	31.415	181		12	1:57.280	35.172	183	35.562	208	46.546	58	225
2	1:46.484	38.485	168	37.142	201	30.857	179	200	13	2:42.984	1:37.889	181	35.415	212	29.680	182	
3	1:44.314	37.374	174	36.710	206	30.230	182	216	14	1:40.088	36.020	176	34.823	210	29.245	185	207
4	1:43.844	37.157	179	36.851	210	29.836	183	208	15	1:40.655	35.951	181	35.480	214	29.224	185	202
5	1:41.102	36.204	179	35.488	212	29.410	184	201	16	1:40.067	35.821	180	35.141	213	29.105	185	223
6	2:28.948	36.655	176	51.362	78	1:00.931	57	216	17	1:39.860	35.741	181	35.146	214	28.973	186	225
7	8:01.791	6:54.494	176	36.363	203	30.934	185		18	1:39.865	35.557	182	35.433	214	28.875	185	214
8	1:40.357	36.018	180	34.859	205	29.480	184	203	19	1:39.990	35.752	178	35.166	213	29.072	184	218
9	1:56.824	35.793	180	36.450	201	44.581	185	196	20	1:38.551	35.130	181	34.404	214	29.017	184	222
10	1:39.468	35.901	178	34.496	211	29.071	185	220	21	2:16.131	35.038	181	39.927	77	1:01.166	58	225
11	1:38.562	35.173	182	34.341	210	29.048	185	224									

Lap	Time	SE1	SP1	SE2	SP2	SE3	SP3	TSP	Lap	Time	SE1	SP1	SE2	SP2	SE3	SP3	TSP
26 Schmidt, CHE / Green, GBR									theoretical besttime: 1:38.516								
1	6:03.359	4:52.969	168	39.225	196	31.165	180		10	3:11.784	1:48.002	180	35.834	210	47.948	55	
2	1:46.338	38.654	174	37.160	198	30.524	183	204	11	2:53.864	1:48.088	180	36.154	210	29.622	184	
3	1:47.997	37.142	178	35.957	207	34.898	185	203	12	1:40.204	35.645	180	35.522	212	29.037	186	225
4	2:16.835	36.121	180	35.198	201	1:05.516	49	219	13	1:39.478	35.147	181	35.149	213	29.182	184	227
5	8:19.706	7:11.755	161	37.260	181	30.691	184		14	1:39.138	35.061	183	34.988	213	29.089	185	229
6	1:41.478	35.867	177	35.744	212	29.867	183	224	15	1:40.850	34.941	180	35.684	213	30.225	186	229
7	1:40.011	35.460	181	35.172	212	29.379	184	208	16	1:38.532	34.957	183	34.607	213	28.968	186	230
8	1:57.229	35.413	181	34.713	213	47.103	55	214	17	3:01.411	51.193	70	1:04.792	73	1:05.426	55	210
9	4:32.726	3:06.537	180	36.491	206	49.698	55										



ADAC GT Masters

Sector List Free Practice 2



Provisional

Motorsportarena Oschersleben, Length: 3667m

Air temperature: 18.38°C

Track temperature: 17.31°C

Weather condition: Wet

DMSB Reg. Nr.: DMSB 801/18

Friday, April 13, 2018 16:55:00

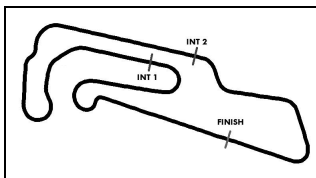
Lap	Time	SE1	SP1	SE2	SP2	SE3	SP3	TSP	Lap	Time	SE1	SP1	SE2	SP2	SE3	SP3	TSP
28 van der Linde, ZAF / van der Linde, ZAF									theoretical besttime: 1:38.244								
1	3:48.275	2:38.169	175	38.400	191	31.706	180		11	1:39.094	35.447	181	34.585	212	29.062	186	226
2	1:46.598	37.778	177	37.801	205	31.019	184	210	12	1:56.423	35.032	179	35.435	210	45.956	58	230
3	1:45.501	37.443	179	36.942	203	31.116	182	206	13	3:17.964	2:13.096	174	35.890	209	28.978	184	
4	2:02.432	37.803	178	36.851	195	47.778	57	206	14	1:40.511	35.673	179	35.536	213	29.302	184	225
5	10:33.380	9:26.583	177	36.555	206	30.242	182		15	1:39.084	35.125	180	35.017	212	28.942	185	226
6	1:45.546	38.864	180	35.781	210	30.901	183	223	16	1:39.495	35.376	180	34.981	212	29.138	186	229
7	1:41.504	36.334	178	35.463	209	29.707	185	201	17	1:38.798	34.973	180	34.775	213	29.050	183	227
8	1:40.585	36.381	182	34.988	210	29.216	185	193	18	1:38.401	35.020	182	34.695	213	28.686	187	225
9	1:40.206	35.700	177	34.841	212	29.665	185	212	19	2:15.367	36.590	180	38.331	76	1:00.446	58	229
10	1:39.918	35.266	180	35.168	192	29.484	186	227									

Lap	Time	SE1	SP1	SE2	SP2	SE3	SP3	TSP	Lap	Time	SE1	SP1	SE2	SP2	SE3	SP3	TSP
29 Picariello, BEL / Mies, DEU									theoretical besttime: 1:37.321								
1	4:12.090	3:01.636	169	38.729	185	31.725	180		11	1:37.674	34.660	183	34.376	213	28.638	186	228
2	1:44.457	37.009	176	37.191	208	30.257	183	219	12	1:37.672	34.752	182	34.247	212	28.673	185	230
3	1:41.901	36.111	180	35.826	210	29.964	183	225	13	1:37.374	34.652	183	34.208	214	28.514	187	230
4	1:48.474	36.124	182	41.519	210	30.831	186	203	14	1:54.437	34.733	180	34.155	213	45.549	58	231
5	2:03.153	35.225	183	35.775	212	52.153	58	229	15	2:51.815	1:46.862	181	35.796	212	29.157	185	
6	8:21.960	7:14.843	175	35.290	207	31.827	186		16	1:40.092	36.099	180	34.843	211	29.150	183	227
7	1:52.508	46.032	167	35.574	211	30.902	186	228	17	1:38.460	34.848	182	34.502	213	29.110	183	225
8	1:41.151	35.264	182	34.942	211	30.945	187	229	18	1:38.106	34.864	183	34.483	212	28.759	184	227
9	1:40.745	35.002	182	35.156	211	30.587	186	230	19	1:50.723	34.749	183	46.881	213	29.093	184	228
10	1:38.765	34.819	183	35.062	213	28.884	185	230	20	1:56.062	35.132	181	34.485	212	46.445	58	226

Lap	Time	SE1	SP1	SE2	SP2	SE3	SP3	TSP	Lap	Time	SE1	SP1	SE2	SP2	SE3	SP3	TSP
33 Salaquarda, CZE / Stippler, DEU									theoretical besttime: 1:38.712								
1	2:18.103	1:06.300	169	39.573	189	32.230	183		11	3:27.758	2:22.610	177	35.896	215	29.252	186	
2	1:46.531	38.201	178	37.569	201	30.761	185	182	12	1:40.283	36.211	181	34.791	215	29.281	186	224
3	1:43.844	36.908	181	36.499	209	30.437	186	198	13	1:39.665	35.867	182	34.784	216	29.014	187	227
4	1:45.791	37.501	178	37.536	210	30.754	184	188	14	1:41.807	35.755	181	36.203	213	29.849	187	230
5	1:42.089	36.761	179	35.693	208	29.635	187	215	15	1:42.040	36.369	180	35.960	205	29.711	187	225
6	1:58.506	35.950	182	35.382	211	47.174	58	224	16	1:39.603	35.419	180	35.027	214	29.157	186	226
7	8:57.137	7:48.359	178	36.507	210	32.271	186		17	1:39.633	35.303	181	35.125	209	29.205	185	230
8	1:40.518	35.496	182	35.540	213	29.482	187	211	18	1:39.423	35.554	183	34.893	214	28.976	186	230
9	1:57.371	35.507	184	35.192	213	46.672	58	218	19	1:38.804	35.002	184	34.801	215	29.001	187	230
10	3:08.274	1:45.737	181	36.094	212	46.443	58		20	2:40.763	34.952	184	1:00.709	73	1:05.102	51	230

Lap	Time	SE1	SP1	SE2	SP2	SE3	SP3	TSP	Lap	Time	SE1	SP1	SE2	SP2	SE3	SP3	TSP
35 Judek, DEU / Eriksson, SWE									theoretical besttime: 1:39.453								
1	2:07.380	55.189	167	40.139	180	32.052	177		12	1:57.636	35.662	182	34.636	206	47.338	57	203
2	1:50.065	39.785	157	38.952	187	31.328	179	189	13	3:06.779	1:57.035	174	37.649	197	32.095	179	
3	1:46.547	38.688	173	37.282	197	30.577	181	187	14	1:47.729	38.865	175	37.572	206	31.292	180	195
4	1:44.907	37.565	177	36.806	197	30.536	181	200	15	1:47.357	37.970	176	37.765	191	31.622	180	187
5	1:47.197	37.160	176	39.947	202	30.090	182	206	16	1:45.553	37.424	177	36.741	200	31.388	182	205
6	2:01.312	37.218	178	36.084	208	48.010	57	198	17	1:45.609	37.502	177	36.619	178	31.488	181	203
7	9:18.866	8:08.104	177	38.490	156	32.272	181		18	1:45.045	37.234	178	36.801	206	31.010	182	211
8	1:40.691	36.405	178	35.067	208	29.219	183	208	19	1:44.350	37.092	177	36.354	201	30.904	182	219
9	1:40.064	36.147	180	34.700	209	29.217	184	212	20	1:47.303	37.385	179	36.404	208	33.514	65	213
10	1:44.073	40.031	179	34.887	208	29.155	184	202	21	2:58.772	1:01.914	80	58.119	79	58.739	57	76
11	1:39.827	35.794	181	34.700	210	29.333	185	211									

Lap	Time	SE1	SP1	SE2	SP2	SE3	SP3	TSP	Lap	Time	SE1	SP1	SE2	SP2	SE3	SP3	TSP
42 Jensen, DEN / Scheider, DEU									theoretical besttime: 1:38.944								
1	8:18.437	7:06.977	171	38.768	188	32.692	180		10	1:42.368	35.997	182	35.587	214	30.784	186	228
2	1:46.321	38.494	177	36.706	206	31.121	183	179	11	1:40.136	35.883	182	35.095	214	29.158	186	226
3	2:30.827	37.318	177	52.800	76	1:00.709	59	206	12	1:39.953	35.629	182	34.939	214	29.385	186	226
4	7:30.835	6:23.697	180	36.432	201	30.706	182		13	1:42.023	35.650	182	35.305	215	31.068	186	229
5	1:41.509	36.530	179	35.239	211	29.740	186	210	14	1:39.226	35.474	182	34.726	214	29.026	185	230
6	1:40.918	35.954	181	35.361	212	29.603	187	229	15	1:39.107	35.563	182	34.454	213	29.090	186	229
7	1:42.108	36.213	182	35.192	213	30.703	185	200	16	1:39.285	35.464	183	34.535	215	29.286	186	230
8	2:07.691	35.532	182	46.026	206	46.133	59	231	17	2:39.344	35.781	181	58.021	68	1:05.542	59	227
9	5:09.933	4:03.570	180	35.084	212	31.279	184										



ADAC GT Masters

Sector List Free Practice 2



Provisional

Motorsportarena Oschersleben, Length: 3667m

Air temperature: 18.38°C

Track temperature: 17.31°C

Weather condition: Wet

DMSB Reg. Nr.: DMSB 801/18

Friday, April 13, 2018 16:55:00

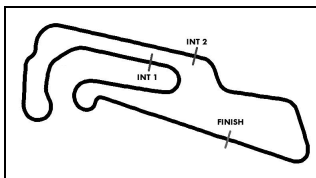
Lap	Time	SE1	SP1	SE2	SP2	SE3	SP3	TSP	Lap	Time	SE1	SP1	SE2	SP2	SE3	SP3	TSP
43 Marschall, DEU / Bouveng, SWE									theoretical besttime: 1:39.943								
1	2:19.833	1:04.846	155	41.303	170	33.684	180		11	1:40.599	35.747	182	35.243	213	29.609	188	216
2	1:53.083	39.907	171	40.036	190	33.140	183	187	12	1:44.324	35.673	183	39.100	213	29.551	186	218
3	1:47.537	38.067	179	37.727	177	31.743	183	197	13	1:56.471	35.683	183	34.896	213	45.892	59	203
4	1:45.443	37.749	180	37.037	211	30.657	185	202	14	5:40.540	4:34.449	179	36.258	213	29.833	185	
5	1:45.426	37.986	156	37.011	211	30.429	186	193	15	1:57.595	35.770	182	35.418	213	46.407	59	219
6	2:15.553	38.720	172	36.903	167	59.930	59	207	16	2:52.829	1:46.522	177	36.326	209	29.981	184	
7	8:19.829	7:10.039	175	38.335	204	31.455	182		17	1:41.000	36.370	179	35.186	213	29.444	184	210
8	1:44.079	37.340	180	36.601	212	30.138	186	193	18	1:40.306	35.779	180	35.153	213	29.374	184	227
9	1:41.853	36.397	181	35.543	213	29.913	185	207	19	2:58.556	51.369	73	1:04.932	73	1:02.255	59	200
10	1:41.238	36.010	181	35.494	213	29.734	187	214									

Lap	Time	SE1	SP1	SE2	SP2	SE3	SP3	TSP	Lap	Time	SE1	SP1	SE2	SP2	SE3	SP3	TSP
47 Pommer, DEU / Götz, DEU									theoretical besttime: 1:38.208								
1	3:20.388	2:12.570	164	37.521	194	30.297	183		11	1:39.182	35.500	180	34.563	210	29.119	185	225
2	1:58.471	36.568	180	36.184	204	45.719	60	208	12	1:39.405	35.628	180	34.714	211	29.063	183	213
3	2:50.991	1:46.253	174	35.578	209	29.160	185		13	1:39.403	35.385	182	34.908	211	29.110	184	226
4	1:39.298	35.424	182	34.946	210	28.928	186	225	14	1:56.105	35.363	183	34.697	210	46.045	60	227
5	2:16.568	35.618	181	42.801	80	58.149	53	225	15	2:50.899	1:45.833	179	35.479	212	29.587	185	
6	8:46.827	7:35.324	172	41.074	206	30.429	183		16	1:39.081	34.927	181	34.849	213	29.305	184	223
7	1:42.503	36.742	181	36.236	209	29.525	184	204	17	1:54.344	34.736	181	34.700	213	44.908	60	226
8	1:40.683	36.335	182	35.136	210	29.212	183	215	18	3:11.279	2:06.572	181	34.985	211	29.722	186	
9	1:39.939	35.856	178	34.878	209	29.205	185	223	19	2:57.767	1:01.932	79	58.060	80	57.775	59	225
10	1:39.443	35.541	180	34.544	210	29.358	184	225									

Lap	Time	SE1	SP1	SE2	SP2	SE3	SP3	TSP	Lap	Time	SE1	SP1	SE2	SP2	SE3	SP3	TSP
48 Dontje, NLD / Buhk, DEU									theoretical besttime: 1:38.953								
1	3:55.115	2:45.616	175	38.785	198	30.714	183		12	1:55.685	35.732	182	35.090	211	44.863	60	220
2	1:45.012	37.665	179	37.221	204	30.126	184	204	13	2:52.347	1:47.135	181	35.705	211	29.507	186	
3	1:43.826	37.645	181	36.373	210	29.808	185	198	14	1:40.435	35.577	180	35.587	212	29.271	186	226
4	1:47.504	36.976	181	36.217	206	34.311	185	203	15	1:42.202	36.600	179	35.959	212	29.643	186	220
5	1:41.498	36.364	181	35.704	210	29.430	183	210	16	1:40.486	35.528	179	35.737	212	29.221	187	226
6	2:58.159	56.823	80	59.263	72	1:02.073	58	80	17	1:39.948	35.132	179	35.704	212	29.112	186	224
7	7:27.435	6:21.860	180	35.914	207	29.661	186		18	1:39.562	35.433	182	34.979	212	29.150	186	226
8	1:40.657	36.042	182	35.179	212	29.436	185	217	19	1:39.726	35.630	180	34.968	213	29.128	186	219
9	1:39.648	35.462	183	35.156	212	29.030	186	221	20	1:39.777	35.360	183	35.162	212	29.255	184	224
10	1:39.694	35.514	183	34.866	212	29.314	184	222	21	3:00.114	51.564	70	1:04.845	71	1:03.705	50	200
11	1:39.419	35.419	183	34.791	213	29.209	186	219									

Lap	Time	SE1	SP1	SE2	SP2	SE3	SP3	TSP	Lap	Time	SE1	SP1	SE2	SP2	SE3	SP3	TSP
50 Geipel, DEU / Frey, CHE									theoretical besttime: 1:40.308								
1	6:32.673	5:18.098	170	40.529	183	34.046	117		10	1:40.308	35.685	182	35.158	207	29.465	186	215
2	1:51.750	41.051	177	39.825	180	30.874	185	178	11	2:00.200	37.483	182	36.003	199	46.714	58	219
3	1:44.848	37.600	180	36.729	208	30.519	185	201	12	2:49.381	1:43.051	177	36.227	203	30.103	185	
4	2:37.765	37.297	139	59.544	75	1:00.924	57	201	13	1:45.898	36.691	181	39.258	201	29.949	186	201
5	7:14.753	6:07.220	178	36.977	179	30.556	186		14	1:44.958	36.693	181	36.240	212	32.025	187	200
6	1:43.658	37.314	178	36.167	200	30.177	186	198	15	1:41.143	36.040	181	35.627	212	29.476	187	213
7	1:42.907	36.381	168	36.715	202	29.811	186	208	16	1:50.633	39.355	158	40.450	192	30.828	187	224
8	1:42.735	35.873	182	35.591	209	31.271	185	206	17	1:41.197	36.049	183	35.413	213	29.735	185	206
9	1:41.280	36.036	182	35.673	211	29.571	187	201	18	2:00.078	36.297	181	36.745	210	47.036	58	207

Lap	Time	SE1	SP1	SE2	SP2	SE3	SP3	TSP	Lap	Time	SE1	SP1	SE2	SP2	SE3	SP3	TSP
53 Beretta, ITA / Vainio, FIN									theoretical besttime: 1:38.177								
1	4:26.238	3:14.131	147	40.007	198	32.100	177		11	1:39.373	35.489	177	34.746	211	29.138	186	226
2	1:47.948	38.994	169	38.098	202	30.856	183	179	12	1:41.026	35.524	181	34.996	208	30.506	186	217
3	1:44.525	37.431	177	36.875	206	30.219	183	214	13	1:39.199	35.160	178	35.236	211	28.803	184	225
4	1:43.011	36.773	177	36.039	206	30.199	183	210	14	1:38.177	34.946	180	34.494	211	28.737	185	226
5	2:16.173	36.288	180	38.673	112	1:01.212	57	226	15	1:40.918	35.823	178	35.778	204	29.317	184	213
6	8:26.313	7:17.815	134	37.309	192	31.189	183		16	1:41.481	35.875	180	35.639	206	29.967	183	209
7	1:41.945	36.801	179	35.343	207	29.801	183	208	17	1:42.454	36.417	180	36.458	211	29.579	184	203
8	1:42.502	36.579	181	35.524	207	30.399	183	208	18	1:41.248	36.473	181	35.495	212	29.280	185	209
9	1:40.549	35.891	179	35.224	209	29.434	185	222	19	1:57.455	35.881	175	35.415	210	46.159	57	219
10	1:41.322	36.340	175	35.797	212	29.185	184	213	20	3:39.640	1:46.855	179	51.100	72	1:01.685	57	



ADAC GT Masters

Sector List Free Practice 2



Provisional

Motorsportarena Oschersleben, Length: 3667m

Air temperature: 18.38°C

Track temperature: 17.31°C

Weather condition: Wet

DMSB Reg. Nr.: DMSB 801/18

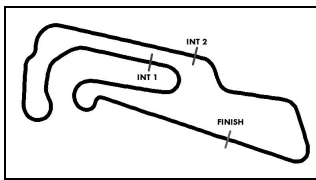
Friday, April 13, 2018 16:55:00

Lap	Time	SE1	SP1	SE2	SP2	SE3	SP3	TSP	Lap	Time	SE1	SP1	SE2	SP2	SE3	SP3	TSP
63	Bortolotti, ITA / Caldarelli, ITA									theoretical besttime: 1:38.925							
1	4:07.098	2:46.809	129	47.167	140	33.122	181		10	1:55.034	35.123	180	34.847	208	45.064	60	216
2	1:53.864	40.547	157	40.455	127	32.862	185	144	11	2:55.286	1:48.537	177	36.927	184	29.822	185	
3	1:45.202	38.221	178	36.531	190	30.450	186	163	12	1:41.728	36.692	176	35.766	205	29.270	186	207
4	1:42.678	37.125	177	35.905	210	29.648	187	186	13	1:40.502	35.757	181	35.275	209	29.470	185	217
5	2:03.856	36.034	179	35.354	203	52.468	60	193	14	1:42.139	36.183	181	36.618	206	29.338	186	229
6	9:40.359	8:35.557	177	35.579	208	29.223	184		15	1:57.172	35.710	177	35.710	212	45.752	60	220
7	1:39.516	35.518	181	34.958	211	29.040	186	216	16	3:07.713	1:45.857	179	36.412	201	45.444	60	
8	1:40.949	35.198	182	36.448	208	29.303	186	219	17	3:14.591	1:49.253	179	38.450	187	46.888	60	
9	1:39.152	35.330	182	34.762	213	29.060	187	223									

69	Slooten, NLD / Luhr, DEU									theoretical besttime: 1:40.354							
1	7:14.131	6:00.610	172	42.398	200	31.123	182		10	2:58.446	1:50.626	179	37.282	184	30.538	184	
2	1:45.204	37.582	180	36.920	204	30.702	184	196	11	1:44.202	37.742	181	36.060	203	30.400	183	209
3	1:50.726	36.769	182	43.178	164	30.779	185	207	12	1:42.259	36.134	183	36.202	197	29.923	185	210
4	2:59.641	57.713	76	1:00.333	73	1:01.595	58	81	13	1:42.948	36.958	178	36.220	209	29.770	187	198
5	8:15.425	7:02.881	177	39.631	144	32.913	183		14	1:41.196	35.751	182	35.711	209	29.734	187	201
6	1:46.087	36.580	183	36.104	203	33.403	186	205	15	1:40.354	35.319	181	35.578	210	29.457	186	224
7	1:42.240	36.357	182	35.867	205	30.016	185	210	16	1:41.746	35.590	182	35.934	177	30.222	186	209
8	1:41.325	35.703	183	35.733	207	29.889	186	218	17	1:41.225	35.971	180	35.631	209	29.623	187	217
9	1:58.981	35.732	183	37.389	201	45.860	59	218	18	2:53.835	56.875	112	54.777	74	1:02.183	47	213

84	Assenheimer, DEU / Schmid, DEU									theoretical besttime: 1:38.816							
1	3:01.394	1:50.719	174	38.428	177	32.247	181		11	1:40.192	35.541	181	35.704	210	28.947	186	226
2	1:46.569	38.485	177	37.372	204	30.712	183	177	12	1:39.153	35.124	181	34.885	212	29.144	185	225
3	1:44.694	36.868	181	36.377	176	31.449	182	193	13	1:38.967	35.103	182	34.766	212	29.098	185	225
4	2:00.612	36.782	181	36.357	198	47.473	60	200	14	1:56.220	35.681	180	35.042	208	45.497	60	225
5	2:46.959	1:23.514	179	35.426	205	48.019	60		15	2:54.268	1:48.375	181	36.199	205	29.694	186	
6	8:54.922	7:46.856	172	37.553	191	30.513	187		16	1:40.189	35.656	183	35.062	208	29.471	186	210
7	1:42.872	37.037	179	36.103	209	29.732	186	211	17	1:40.538	35.832	183	35.479	214	29.227	184	213
8	1:40.652	36.150	181	35.230	211	29.272	187	197	18	2:03.956	43.427	181	35.220	213	45.309	60	223
9	1:40.669	35.777	181	35.147	211	29.745	185	215	19	3:40.311	1:59.798	180	42.892	80	57.621	60	
10	1:41.877	35.419	180	37.401	208	29.057	185	219									

99	Renauer, DEU / Jaminet, FRA									theoretical besttime: 1:38.575							
1	4:31.945	3:02.649	167	39.364	187	49.932	49		11	1:39.709	35.720	179	34.829	212	29.160	187	219
2	2:24.439	1:00.361	177	37.041	202	47.037	56		12	1:39.009	35.239	184	34.587	213	29.183	187	228
3	2:06.793	1:00.486	180	36.235	210	30.072	184		13	1:56.570	34.828	182	35.142	213	46.600	58	228
4	1:41.610	36.422	182	35.632	211	29.556	185	223	14	3:04.372	1:54.592	181	39.882	204	29.898	183	
5	2:51.356	50.759	78	1:00.539	77	1:00.058	58	197	15	1:41.193	35.856	183	35.817	209	29.520	186	216
6	6:27.395	5:21.016	177	36.499	208	29.880	184		16	1:40.025	35.292	183	35.437	211	29.296	184	225
7	1:42.227	36.132	180	36.305	211	29.790	188	223	17	1:39.274	35.205	184	34.806	213	29.263	186	228
8	1:40.703	36.010	179	35.199	212	29.494	187	206	18	1:55.843	35.004	185	34.733	213	46.106	58	228
9	1:40.380	35.464	184	35.234	210	29.682	187	219	19	3:19.339	1:47.921	178	35.691	212	55.727	58	
10	1:40.183	35.408	180	35.145	213	29.630	187	229									



ADAC GT Masters

Top speed list Free Practice 2



Provisional

Motorsportarena Oschersleben, Length: 3667m

Air temperature: 18.38°C

Track temperature: 17.31°C

Weather condition: Wet

DMSB Reg. Nr.: DMSB 801/18

Friday, April 13, 2018 16:55:00

#	Name (NAT)	Team	Car name	Speed	Lap	Race time
1	Marvin Kirchhöfer (DEU)	Callaway Competition (DEU)	Corvette C7 GT3	234.27	10	26:10.313
9	Christopher Dreyspring (DEU)	Honda Team Schubert Motorsport (DEU)	Honda NSX GT3	233.76	13	29:58.754
6	Jake Dennis (GBR)	Phoenix Racing (DEU)	Audi R8 LMS	233.76	17	39:06.572
5	Max Hofer (AUT)	Phoenix Racing (DEU)	Audi R8 LMS	232.25	13	29:12.551
29	Christopher Mies (DEU)	Montaplast by Land-Motorsport (DEU)	Audi R8 LMS	231.75	14	31:43.020
7	Luca Ludwig (DEU)	HB Racing (AUT)	Ferrari 488 GT3	231.75	17	39:51.030
42	Mikkel Jensen (DEN)	BMW Team Schnitzer (DEU)	BMW M6 GT3	231.26	8	25:16.073
28	Kelvin van der Linde (ZAF)	Montaplast by Land-Motorsport (DEU)	Audi R8 LMS	230.76	12	30:08.153
33	Frank Stippler (DEU)	Team ISR (CZE)	Audi R8 LMS	230.76	14	33:50.966
14	Christopher Zöchling (AUT)	MRS GT-Racing (DEU)	BMW M6 GT3	230.76	17	40:27.478
26	Jamie Green (GBR)	BWT Mücke Motorsport (DEU)	Audi R8 LMS	230.76	16	42:56.101
12	Dries Vanthoor (BEL)	EFY by TECE (DEU)	Audi R8 LMS	230.27	16	41:27.164
17	Kevin Estre (FRA)	KÜS TEAM75 Bernhard (DEU)	Porsche 911 GT3 R	229.78	10	23:42.504
99	Robert Renauer (DEU)	Precote Herberth Motorsport (DEU)	Porsche 911 GT3 R	229.78	10	25:11.947
63	Andrea Caldarelli (ITA)	ORANGE1 by GRT Grasser (AUT)	Lamborghini Huracan GT3	229.29	14	34:30.377
43	Dennis Marschall (DEU)	BMW Team Schnitzer (DEU)	BMW M6 GT3	227.84	18	42:52.372
47	Markus Pommer (DEU)	MAN-FILTER Team HTP Motorsport (DEU)	Mercedes-AMG GT3	227.36	14	32:38.262
19	Ezequiel Perez Companc (ARG)	GRT Grasser-Racing-Team (AUT)	Lamborghini Huracan GT3	227.36	18	42:34.059
48	Maximilian Buhk (DEU)	MAN-FILTER Team HTP Motorsport (DEU)	Mercedes-AMG GT3	226.89	14	32:51.131
21	Sebastian Asch (DEU)	Team ZAKSPEED BKK Mobil Oil Racing (DEU)	Mercedes-AMG GT3	226.89	16	42:19.459
13	Sven Barth (DEU)	RWT Racing (AUT)	Corvette C7 GT3	226.89	17	43:25.625
53	Aaro Vainio (FIN)	Team Rosberg (DEU)	Lamborghini Huracan GT3	226.41	5	9:46.922
84	Patrick Assenheimer (DEU)	AutoArenA Motorsport (DEU)	Mercedes-AMG GT3	226.41	11	27:06.374
25	Christopher Haase (DEU)	BWT Mücke Motorsport (DEU)	Audi R8 LMS	225.94	12	27:23.330
24	Mike David Ortmann (DEU)	BWT Mücke Motorsport (DEU)	Audi R8 LMS	225.94	21	44:06.267
18	Adrien de Leener (BEL)	KÜS TEAM75 Bernhard (DEU)	Porsche 911 GT3 R	225.46	12	29:00.746
3	Nikolaj Rogivue (CHE)	Aust Motorsport (DEU)	Audi R8 LMS	225.46	14	32:28.855
69	Jan-Erik Slooten (NLD)	IronForce by RING POLICE (DEU)	Porsche 911 GT3 R	224.53	15	39:07.929
50	Rahel Frey (CHE)	YACO Racing	Audi R8 LMS	224.06	16	38:39.371
8	Lance David Arnold (DEU)	Car Collection Motorsport (DEU)	Mercedes-AMG GT3	222.68	9	21:43.150
35	Jimmy Eriksson (SWE)	Team Rosberg (DEU)	Lamborghini Huracan GT3	219.06	19	41:21.863
11	Pierre Kaffer (DEU)	EFY by TECE (DEU)	Audi R8 LMS	218.18	9	20:04.139
4	Maximilian Hackländer (DEU)	Aust Motorsport (DEU)	Audi R8 LMS	216.86	18	40:36.972
20	Kim Luis Schramm (DEU)	Team ZAKSPEED BKK Mobil Oil Racing (DEU)	Mercedes-AMG GT3	215.56	12	32:44.271