



ADAC Formel 4

Result List Qualifying 2



Provisional

DMSB Reg. Nr.: DMSB 830/18



Motorsportarena Oschersleben, Length: 3667m
 Air temperature: 19.05°C
 Track temperature: 18.14°C
 Weather condition: Wet

Friday, April 13, 2018 16:30:00

started : 21 classified : 21 not classified : 0

Nr.	Drivers	Team	Lap	Best Time	Gap	Diff	Kph	Day Time
Cl.	Car	Competitor						
1	44 L.Zendeli(DEU) ADAC Formel 4 powered by Abarth	(T) US Racing - CHRS(DEU) US Racing - CHRS	3	1:24.225			156.7	16:39:16
2	74 E.Fittipaldi(ITA) ADAC Formel 4 powered by Abarth	(T) PREMA Theodore Racing PREMA Theodore Racing	6	1:24.266	0.041	0.041	156.6	16:39:13
3	2 F.Vesti(DNK) ADAC Formel 4 powered by Abarth	(T) Van Amersfoort Racing(NLD) Van Amersfoort Racing	3	1:24.531	0.306	0.265	156.1	16:38:09
4	21 C.Weerts(BEL) ADAC Formel 4 powered by Abarth	Van Amersfoort Racing(NLD) Van Amersfoort Racing	6	1:24.904	0.679	0.373	155.4	16:39:22
5	10 K.Lappalainen(FIN) ADAC Formel 4 powered by Abarth	KIC Driving Academy(FIN) KIC Driving Academy	6	1:25.004	0.779	0.100	155.3	16:39:48
6	5 G.Petecof(ITA) ADAC Formel 4 powered by Abarth	PREMA Theodore Racing PREMA Theodore Racing	6	1:25.006	0.781	0.002	155.2	16:39:20
7	14 L.Lorandi(ITA) ADAC Formel 4 powered by Abarth	(T) KDC Racing(ESP) KDC Racing	5	1:25.037	0.812	0.031	155.2	16:39:31
8	80 A.Estner(DEU) ADAC Formel 4 powered by Abarth	(T) Neuhauser Racing Team(AUT) Neuhauser Racing Team	3	1:25.106	0.881	0.069	155.1	16:35:15
9	23 J.Alders(NLD) ADAC Formel 4 powered by Abarth	Van Amersfoort Racing(NLD) Van Amersfoort Racing	6	1:25.121	0.896	0.015	155.0	16:39:19
10	22 L.Roy(DEU) ADAC Formel 4 powered by Abarth	Van Amersfoort Racing(NLD) Van Amersfoort Racing	5	1:25.158	0.933	0.037	155.0	16:37:43
11	64 O.Caldwell(GBR) ADAC Formel 4 powered by Abarth	(T) PREMA Theodore Racing PREMA Theodore Racing	6	1:25.210	0.985	0.052	154.9	16:39:27
12	4 N.Krütten(DEU) ADAC Formel 4 powered by Abarth	(T) ADAC Berlin-Brandenburg e.V.(DEU) ADAC Berlin-Brandenburg e.V.	5	1:25.350	1.125	0.140	154.6	16:39:44
13	95 T.Beckhäuser(CZE) ADAC Formel 4 powered by Abarth	US Racing - CHRS(DEU) US Racing - CHRS	3	1:25.404	1.179	0.054	154.5	16:39:01
14	26 L.Köhler(DEU) ADAC Formel 4 powered by Abarth	(T) ADAC Berlin-Brandenburg e.V.(DEU) ADAC Berlin-Brandenburg e.V.	6	1:25.407	1.182	0.003	154.5	16:39:24
15	81 S.Estner(DEU) ADAC Formel 4 powered by Abarth	(T) Neuhauser Racing Team(AUT) Neuhauser Racing Team	5	1:25.430	1.205	0.023	154.5	16:38:21
16	13 A.Di Comberti(GBR) ADAC Formel 4 powered by Abarth	(T) KDC Racing(ESP) KDC Racing	5	1:25.541	1.316	0.111	154.3	16:39:26
17	6 I.Cohen(ISR) ADAC Formel 4 powered by Abarth	(T) ADAC Berlin-Brandenburg e.V.(DEU) ADAC Berlin-Brandenburg e.V.	5	1:25.547	1.322	0.006	154.3	16:37:27
18	69 J.Salmenautio(FIN) ADAC Formel 4 powered by Abarth	(T) KIC Driving Academy(FIN) KIC Driving Academy	5	1:25.745	1.520	0.198	153.9	16:38:49
19	30 L.Lawson(NLD) ADAC Formel 4 powered by Abarth	(T) Van Amersfoort Racing(NLD) Van Amersfoort Racing	3	1:26.792	2.567	1.047	152.1	16:39:43
20	28 M.Wishofer(AUT) ADAC Formel 4 powered by Abarth	(T) US Racing - CHRS(DEU) US Racing - CHRS	2	1:26.927	2.702	0.135	151.8	16:39:46
21	27 D.Schumacher(DEU) ADAC Formel 4 powered by Abarth	US Racing - CHRS(DEU) US Racing - CHRS	3	1:27.007	2.782	0.080	151.7	16:39:40

Classification limit: 110% Time: 1:32.647

T = nominated for the Team Classification

Subject to final scrutineering!

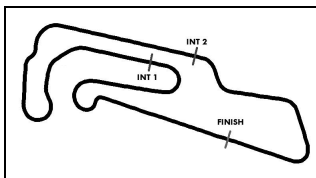
Publication time:	Clerk of the Course: Ralph Bohnhorst	Timekeeper: Steffen Ruhl
-------------------	--------------------------------------	--------------------------

ver: 1.0

www.adac.de/motorsport

Page 1/ 1 printed: 13.4.2018 16:46





ADAC Formel 4

Sector List Qualifying 2

Provisional



Motorsportarena Oschersleben, Length: 3667m

Air temperature: 19.05°C

Track temperature: 18.14°C

Weather condition: Wet

DMSB Reg. Nr.: DMSB 830/18

Friday, April 13, 2018 16:30:00

Lap	Time	SE1	SP1	SE2	SP2	SE3	SP3	TSP	Lap	Time	SE1	SP1	SE2	SP2	SE3	SP3	TSP
2	Vesti, DNK								theoretical besttime: 1:24.295								
1	5:17.561	4:17.685	155	32.686	154	27.190	174		4	1:28.213	34.245	143	29.867	201	24.101	178	213
2	1:26.643	32.157	171	30.008	196	24.478	178	204	5	1:29.948	31.128	175	29.143	202	29.677	171	210
3	1:24.531	31.254	175	29.253	204	24.024	180	211	6	2:03.796	36.139	169	34.163	160	53.494	52	180

4	Krütten, DEU								theoretical besttime: 1:25.035								
1	3:54.817	2:57.119	170	31.968	197	25.730	179		4	1:31.934	33.845	177	29.583	203	28.506	178	163
2	1:25.997	31.790	175	29.805	202	24.402	180	211	5	1:25.350	31.379	177	29.350	203	24.621	180	212
3	1:25.396	31.297	177	29.471	203	24.628	180	213	6	1:48.670	31.293	177	29.340	204	48.037	55	214

5	Petecof, ITA								theoretical besttime: 1:24.932								
1	1:58.067	55.874	161	34.203	160	27.990	161		5	1:25.068	31.424	175	29.525	199	24.119	177	208
2	1:37.331	36.718	151	33.237	167	27.376	174	172	6	1:25.006	31.340	174	29.500	199	24.166	175	210
3	1:28.886	31.964	173	31.786	197	25.136	175	208	7	1:26.491	31.313	174	29.524	199	25.654	171	209
4	1:25.612	31.414	175	29.838	199	24.360	177	210	8	1:58.039	34.562	168	34.776	190	48.701	56	200

6	Cohen, ISR								theoretical besttime: 1:25.425								
1	1:42.160	44.192	165	31.748	193	26.220	172		5	1:25.547	31.417	176	29.661	200	24.469	178	210
2	1:27.697	32.065	175	30.589	196	25.043	175	204	6	1:25.612	31.312	176	29.717	200	24.583	177	210
3	1:26.176	31.438	175	29.973	194	24.765	178	206	7	1:26.445	31.295	175	29.812	198	25.338	175	210
4	1:25.634	31.380	175	29.780	200	24.474	176	210	8	2:04.548	32.851	175	31.814	148	59.883	36	205

10	Lappalainen, FIN								theoretical besttime: 1:24.857								
1	2:38.623	1:39.454	170	32.713	191	26.456	170		5	1:25.266	31.313	175	29.377	200	24.576	175	209
2	1:28.349	33.328	171	30.326	190	24.695	176	199	6	1:25.004	31.460	175	29.340	200	24.204	176	208
3	1:25.749	31.674	173	29.579	200	24.496	177	208	7	1:55.187	31.386	176	29.669	200	54.132	42	212
4	1:25.220	31.433	173	29.440	199	24.347	177	210									

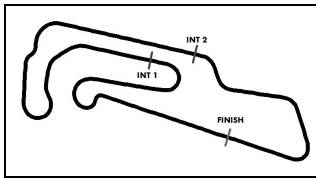
13	Di Comberti, GBR								theoretical besttime: 1:25.502								
1	3:40.734	2:41.719	160	32.985	184	26.030	173		5	1:25.541	31.643	174	29.535	199	24.363	178	210
2	1:28.052	32.400	172	30.291	196	25.361	177	206	6	1:28.216	31.642	175	29.574	199	27.000	170	211
3	1:26.029	31.764	175	29.627	201	24.638	177	210	7	2:14.116	38.428	133	42.613	119	53.075	55	180
4	1:25.913	31.604	174	29.683	201	24.626	177	211									

14	Lorandi, ITA								theoretical besttime: 1:24.955								
1	3:44.281	2:46.309	167	32.509	193	25.463	175		4	1:27.450	32.756	173	30.209	198	24.485	177	208
2	1:26.191	32.061	174	29.839	200	24.291	178	207	5	1:25.037	31.455	175	29.354	200	24.228	177	209
3	1:28.022	31.582	173	29.600	200	26.840	174	208	6	1:44.731	31.406	173	29.321	201	44.004	54	211

21	Weerts, BEL								theoretical besttime: 1:24.687								
1	2:13.026	1:17.793	163	30.723	189	24.510	176		5	1:25.899	31.263	174	29.453	201	25.183	177	211
2	1:25.456	31.555	175	29.537	200	24.364	177	209	6	1:24.904	31.315	175	29.415	201	24.174	177	211
3	1:27.845	31.316	175	29.451	198	27.078	177	212	7	1:26.482	31.223	175	29.372	200	25.887	173	210
4	1:24.910	31.388	174	29.290	201	24.232	178	210	8	1:58.239	34.505	168	33.054	180	50.680	50	200

22	Roy, DEU								theoretical besttime: 1:25.150								
1	1:56.442	56.609	172	33.258	186	26.575	175		5	1:25.158	31.550	174	29.339	199	24.269	177	207
2	1:29.265	32.791	175	31.506	196	24.968	176	206	6	1:25.242	31.542	174	29.417	199	24.283	176	208
3	1:26.197	32.023	175	29.602	197	24.572	176	208	7	1:26.214	31.641	173	29.408	198	25.165	170	208
4	1:25.754	31.748	174	29.515	197	24.491	175	208	8	2:00.738	34.675	172	33.850	183	52.213	54	204

23	Alders, NLD								theoretical besttime: 1:24.786								
1	1:56.212	56.529	169	32.971	194	26.712	176		5	1:32.791	38.107	173	30.093	203	24.591	178	211
2	1:33.131	32.908	173	33.251	197	26.972	177	209	6	1:25.121	31.421	176	29.436	203	24.264	178	212
3	1:25.904	31.737	175	29.637	203	24.530	178	211	7	1:26.224	31.236	176	29.286	202	25.702	169	212
4	1:25.457	31.489	176	29.470	203	24.498	178	210	8	2:14.667	41.556	119	37.399	149	55.712	55	164



ADAC Formel 4

Sector List Qualifying 2

Provisional



Motorsportarena Oschersleben, Length: 3667m

Air temperature: 19.05°C

Track temperature: 18.14°C

Weather condition: Wet

DMSB Reg. Nr.: DMSB 830/18

Friday, April 13, 2018 16:30:00

Lap	Time	SE1	SP1	SE2	SP2	SE3	SP3	TSP	Lap	Time	SE1	SP1	SE2	SP2	SE3	SP3	TSP
26	Köhler, DEU								theoretical besttime: 1:25.385								
1	2:01.844	59.418	168	34.254	179	28.172	146		5	1:25.561	31.481	174	29.510	201	24.570	178	210
2	1:35.714	36.529	153	32.049	199	27.136	174	168	6	1:25.407	31.443	175	29.532	201	24.432	178	211
3	1:29.104	32.968	174	30.013	201	26.123	176	209	7	1:27.379	31.496	175	29.514	201	26.369	171	210
4	1:26.134	31.770	174	29.584	202	24.780	178	211	8	2:12.032	37.986	151	37.622	152	56.424	49	173

27	Schumacher, DEU								theoretical besttime: 1:25.135								
1	6:34.292	5:31.915	139	34.582	136	27.795	172		3	1:27.007	31.330	177	31.204	178	24.473	177	211
2	1:38.354	33.955	165	38.363	148	26.036	177	177	4	1:47.795	31.228	176	29.434	199	47.133	56	211

28	Wishofer, AUT								theoretical besttime: 1:24.766								
1	8:19.220	7:23.125	167	30.559	192	25.536	175		3	1:49.728	31.132	175	29.038	202	49.558	56	210
2	1:26.927	31.455	172	30.876	150	24.596	178	206									

30	Lawson, NLD								theoretical besttime: 1:25.550								
1	6:45.961	5:44.749	136	36.069	172	25.143	177		4	1:29.116	31.206	175	29.201	201	28.709	172	210
2	1:30.215	32.254	168	30.547	198	27.414	178	209	5	2:13.695	38.544	136	35.733	143	59.418	49	155
3	1:26.792	31.352	175	29.337	201	26.103	178	210									

44	Zendeli, DEU								theoretical besttime: 1:23.882								
1	6:24.794	5:24.437	152	33.730	192	26.627	152		4	1:25.986	30.804	176	29.058	202	26.124	172	211
2	1:26.842	32.803	172	29.818	197	24.221	178	195	5	2:51.477	42.434	101	57.000	74	1:12.043	39	194
3	1:24.225	31.058	176	29.147	202	24.020	178	211									

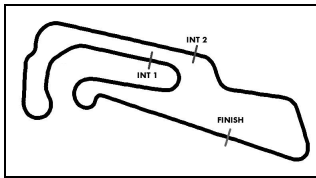
64	Caldwell, GBR								theoretical besttime: 1:24.900								
1	1:55.790	52.618	153	35.794	174	27.378	172		5	1:34.095	31.644	176	33.260	171	29.191	177	212
2	1:40.644	40.553	136	33.549	186	26.542	177	204	6	1:25.210	31.435	176	29.449	203	24.326	179	213
3	1:25.762	31.587	178	29.961	202	24.214	178	213	7	2:04.184	32.428	151	31.355	201	1:00.401	55	213
4	1:25.451	31.237	176	29.818	202	24.396	177	210									

69	Salmenautio, FIN								theoretical besttime: 1:25.679								
1	3:02.403	2:01.519	165	33.329	144	27.555	176		5	1:25.745	31.661	173	29.561	201	24.523	175	207
2	1:27.761	32.405	170	30.320	193	25.036	175	205	6	1:25.836	31.667	173	29.496	199	24.673	170	208
3	1:26.939	32.268	173	29.914	198	24.757	175	207	7	2:13.671	33.011	168	36.644	130	1:04.016	34	205
4	1:26.086	31.789	172	29.775	200	24.522	175	207									

74	Fittipaldi, ITA								theoretical besttime: 1:24.212								
1	1:54.989	51.458	146	35.589	180	27.942	167		5	1:24.483	31.211	175	29.274	201	23.998	178	212
2	1:37.701	33.982	172	35.964	179	27.755	177	191	6	1:24.266	31.166	175	29.153	202	23.947	179	211
3	1:26.869	32.452	172	30.033	202	24.384	178	212	7	1:25.223	31.112	177	29.239	201	24.872	174	212
4	1:24.806	31.459	175	29.177	203	24.170	178	210	8	2:00.354	34.729	167	33.204	191	52.421	50	209

80	Estner, DEU								theoretical besttime: 1:24.979								
1	2:23.062	1:25.454	162	32.078	191	25.530	170		5	1:25.610	31.453	169	29.653	200	24.504	176	209
2	1:26.369	32.188	169	29.801	195	24.380	177	204	6	1:25.840	31.548	173	29.921	199	24.371	177	209
3	1:25.106	31.329	174	29.479	200	24.298	177	209	7	1:47.797	31.297	174	29.384	200	47.116	54	209
4	1:28.244	31.350	173	30.037	182	26.857	177	208									

81	Estner, DEU								theoretical besttime: 1:25.352								
1	2:35.120	1:34.444	151	33.629	162	27.047	159		5	1:25.430	31.378	176	29.529	200	24.523	177	209
2	1:29.168	33.876	175	30.171	191	25.121	177	174	6	1:26.689	31.485	175	29.858	179	25.346	177	211
3	1:25.726	31.538	174	29.743	200	24.445	177	210	7	1:53.887	31.414	176	29.570	200	52.903	46	211
4	1:25.448	31.414	175	29.542	200	24.492	177	210									



ADAC Formel 4

Sector List Qualifying 2

Provisional



Motorsportarena Oschersleben, Length: 3667m

Air temperature: 19.05°C

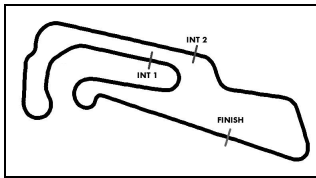
Track temperature: 18.14°C

Weather condition: Wet

DMSB Reg. Nr.: DMSB 830/18

Friday, April 13, 2018 16:30:00

Lap	Time	SE1	SP1	SE2	SP2	SE3	SP3	TSP	Lap	Time	SE1	SP1	SE2	SP2	SE3	SP3	TSP
95	Beckhäuser, CZE								theoretical besttime: 1:24.789								
1	6:07.771	5:10.775	167	31.432	192	25.564	171		4	1:26.014	31.157	175	29.316	200	25.541	165	210
2	1:27.399	32.458	171	30.261	193	24.680	177	200	5	2:03.294	31.681	175	29.475	200	1:02.138	37	205
3	1:25.404	31.535	174	29.553	200	24.316	177	209									



ADAC Formel 4

Top speed list Qualifying 2

Provisional



Motorsportarena Oschersleben, Length: 3667m

Air temperature: 19.05°C

Track temperature: 18.14°C

Weather condition: Wet

DMSB Reg. Nr.: DMSB 830/18

Friday, April 13, 2018 16:30:00

#	Name (NAT)	Team	Car name	Speed	Lap	Race time
4	Niklas Krütten (DEU)	ADAC Berlin-Brandenburg e.V. (DEU)	ADAC Formel 4 powered by Abarth	214.71	6	9:48.929
64	Oliver Caldwell (GBR)	PREMA Theodore Racing	ADAC Formel 4 powered by Abarth	213.43	3	3:41.924
2	Frederik Vesti (DNK)	Van Amersfoort Racing (NLD)	ADAC Formel 4 powered by Abarth	213.43	4	8:14.186
74	Enzo Fittipaldi (ITA)	PREMA Theodore Racing	ADAC Formel 4 powered by Abarth	212.59	3	3:38.198
21	Charles Weerts (BEL)	Van Amersfoort Racing (NLD)	ADAC Formel 4 powered by Abarth	212.18	3	3:43.966
23	Joey Alders (NLD)	Van Amersfoort Racing (NLD)	ADAC Formel 4 powered by Abarth	212.18	6	7:58.968
10	Konsta Lappalainen (FIN)	KIC Driving Academy (FIN)	ADAC Formel 4 powered by Abarth	212.18	7	9:53.707
26	Leon Köhler (DEU)	ADAC Berlin-Brandenburg e.V. (DEU)	ADAC Formel 4 powered by Abarth	211.76	4	5:12.183
44	Lirim Zendeli (DEU)	US Racing - CHRS (DEU)	ADAC Formel 4 powered by Abarth	211.76	4	9:21.343
13	Aaron Di Comberti (GBR)	KDC Racing (ESP)	ADAC Formel 4 powered by Abarth	211.76	6	9:31.797
27	David Schumacher (DEU)	US Racing - CHRS (DEU)	ADAC Formel 4 powered by Abarth	211.76	4	9:45.154
81	Sebastian Estner (DEU)	Neuhauser Racing Team (AUT)	ADAC Formel 4 powered by Abarth	211.35	6	8:26.394
14	Leonardo Lorandi (ITA)	KDC Racing (ESP)	ADAC Formel 4 powered by Abarth	211.35	6	9:36.519
6	Ido Cohen (ISR)	ADAC Berlin-Brandenburg e.V. (DEU)	ADAC Formel 4 powered by Abarth	210.93	7	8:58.342
30	Liam Lawson (NLD)	Van Amersfoort Racing (NLD)	ADAC Formel 4 powered by Abarth	210.93	4	9:48.469
28	Mick Wishofer (AUT)	US Racing - CHRS (DEU)	ADAC Formel 4 powered by Abarth	210.93	3	9:51.653
5	Gianluca Petecof (ITA)	PREMA Theodore Racing	ADAC Formel 4 powered by Abarth	210.52	6	8:00.517
95	Tom Beckhäuser (CZE)	US Racing - CHRS (DEU)	ADAC Formel 4 powered by Abarth	210.11	4	9:06.100
80	Andreas Estner (DEU)	Neuhauser Racing Team (AUT)	ADAC Formel 4 powered by Abarth	209.70	6	8:13.940
22	Lucas Alecco Roy (DEU)	Van Amersfoort Racing (NLD)	ADAC Formel 4 powered by Abarth	208.89	3	3:31.274
69	Jesse Salmenautio (FIN)	KIC Driving Academy (FIN)	ADAC Formel 4 powered by Abarth	208.89	6	8:54.511