



# ADAC Formel 4

## Result List Qualifying 1

Provisional



Motorsportarena Oschersleben, Length: 3667m

Air temperature: 19.87°C

Track temperature: 20.42°C

Weather condition: Wet

**DMSB** Reg. Nr.: DMSB 830/18

Friday, April 13, 2018 16:10:00

started : 21      classified : 21      not classified : 0

Nr.	Drivers	Team	Lap	Best Time	Gap	Diff	Kph	Day Time
Cl.	Car	Competitor						
1	44 L.Zendeli(DEU) ADAC Formel 4 powered by Abarth	(T) US Racing - CHRS(DEU) US Racing - CHRS	4	1:23.905			157.3	16:18:59
2	28 M.Wishofer(AUT) ADAC Formel 4 powered by Abarth	(T) US Racing - CHRS(DEU) US Racing - CHRS	4	1:24.123	0.218	0.218	156.9	16:18:43
3	74 E.Fittipaldi(ITA) ADAC Formel 4 powered by Abarth	(T) PREMA Theodore Racing PREMA Theodore Racing	5	1:24.320	0.415	0.197	156.5	16:18:10
4	30 L.Lawson(NLD) ADAC Formel 4 powered by Abarth	(T) Van Amersfoort Racing(NLD) Van Amersfoort Racing	5	1:24.370	0.465	0.050	156.4	16:17:28
5	2 F.Vesti(DNK) ADAC Formel 4 powered by Abarth	(T) Van Amersfoort Racing(NLD) Van Amersfoort Racing	5	1:24.373	0.468	0.003	156.4	16:17:32
6	27 D.Schumacher(DEU) R ADAC Formel 4 powered by Abarth	US Racing - CHRS(DEU) US Racing - CHRS	5	1:24.481	0.576	0.108	156.2	16:20:12
7	21 C.Weerts(BEL) ADAC Formel 4 powered by Abarth	Van Amersfoort Racing(NLD) Van Amersfoort Racing	6	1:24.767	0.862	0.286	155.7	16:19:15
8	14 L.Lorandi(ITA) ADAC Formel 4 powered by Abarth	(T) KDC Racing(ESP) KDC Racing	7	1:24.817	0.912	0.050	155.6	16:20:55
9	5 G.Petecof(ITA) R ADAC Formel 4 powered by Abarth	PREMA Theodore Racing PREMA Theodore Racing	6	1:24.883	0.978	0.066	155.5	16:19:17
10	23 J.Alders(NLD) R ADAC Formel 4 powered by Abarth	Van Amersfoort Racing(NLD) Van Amersfoort Racing	10	1:24.889	0.984	0.006	155.5	16:25:25
11	95 T.Beckhäuser(CZE) ADAC Formel 4 powered by Abarth	US Racing - CHRS(DEU) US Racing - CHRS	6	1:24.938	1.033	0.049	155.4	16:22:03
12	64 O.Caldwell(GBR) ADAC Formel 4 powered by Abarth	(T) PREMA Theodore Racing PREMA Theodore Racing	7	1:24.958	1.053	0.020	155.3	16:20:46
13	80 A.Estner(DEU) ADAC Formel 4 powered by Abarth	(T) Neuhauser Racing Team(AUT) Neuhauser Racing Team	7	1:24.974	1.069	0.016	155.3	16:21:17
14	4 N.Krütten(DEU) R ADAC Formel 4 powered by Abarth	(T) ADAC Berlin-Brandenburg e.V.(DEU) ADAC Berlin-Brandenburg e.V.	10	1:25.090	1.185	0.116	155.1	16:24:49
15	10 K.Lappalainen(FIN) ADAC Formel 4 powered by Abarth	KIC Driving Academy(FIN) KIC Driving Academy	9	1:25.397	1.492	0.307	154.5	16:23:50
16	26 L.Köhler(DEU) R ADAC Formel 4 powered by Abarth	(T) ADAC Berlin-Brandenburg e.V.(DEU) ADAC Berlin-Brandenburg e.V.	7	1:25.433	1.528	0.036	154.5	16:20:30
17	22 L.Roy(DEU) ADAC Formel 4 powered by Abarth	Van Amersfoort Racing(NLD) Van Amersfoort Racing	6	1:25.436	1.531	0.003	154.5	16:19:26
18	81 S.Estner(DEU) R ADAC Formel 4 powered by Abarth	(T) Neuhauser Racing Team(AUT) Neuhauser Racing Team	8	1:25.548	1.643	0.112	154.3	16:22:44
19	6 I.Cohen(ISR) R ADAC Formel 4 powered by Abarth	(T) ADAC Berlin-Brandenburg e.V.(DEU) ADAC Berlin-Brandenburg e.V.	5	1:25.632	1.727	0.084	154.1	16:17:44
20	13 A.Di Comberti(GBR) ADAC Formel 4 powered by Abarth	(T) KDC Racing(ESP) KDC Racing	10	1:25.814	1.909	0.182	153.8	16:25:31
21	69 J.Salmenautio(FIN) ADAC Formel 4 powered by Abarth	(T) KIC Driving Academy(FIN) KIC Driving Academy	10	1:25.923	2.018	0.109	153.6	16:25:47

Classification limit: 110%      Time: 1:32.295

T = nominated for the Team Classification

Subject to final scrutineering!

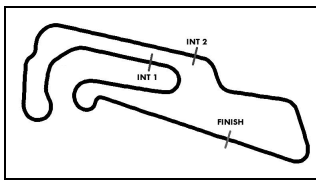
Publication time:	Clerk of the Course: Ralph Bohnhorst	Timekeeper: Steffen Ruhl
-------------------	--------------------------------------	--------------------------

ver: 1.0

[www.adac.de/motorsport](http://www.adac.de/motorsport)

Page 1/ 1 printed: 13.4.2018 16:28





# ADAC Formel 4

## Sector List Qualifying 1

Provisional



Motorsportarena Oschersleben, Length: 3667m

Air temperature: 19.87°C

Track temperature: 20.42°C

Weather condition: Wet

DMSB Reg. Nr.: DMSB 830/18

Friday, April 13, 2018 16:10:00

Lap	Time	SE1	SP1	SE2	SP2	SE3	SP3	TSP	Lap	Time	SE1	SP1	SE2	SP2	SE3	SP3	TSP
<b>2</b>	Vesti, DNK								<b>theoretical besttime: 1:24.315</b>								
1	1:49.139	51.062	147	31.712	188	26.365	174		7	1:24.665	31.316	175	29.258	201	24.091	176	209
2	1:27.795	33.014	163	30.088	197	24.693	177	206	8	1:24.643	31.302	175	29.200	201	24.141	177	209
3	1:25.986	31.809	<b>175</b>	29.860	201	24.317	177	208	9	1:31.221	36.652	169	30.179	199	24.390	177	205
4	1:24.718	31.516	175	29.164	<b>201</b>	24.038	177	209	10	1:25.279	31.399	174	29.420	200	24.460	177	<b>210</b>
5	<b>1:24.373</b>	31.331	175	<b>29.124</b>	201	<b>23.918</b>	177	209	11	1:26.014	31.394	174	29.356	200	25.264	175	209
6	1:24.498	<b>31.273</b>	174	29.177	201	24.048	176	210									

Lap	Time	SE1	SP1	SE2	SP2	SE3	SP3	TSP	Lap	Time	SE1	SP1	SE2	SP2	SE3	SP3	TSP
<b>4</b>	Krütten, DEU								<b>theoretical besttime: 1:24.959</b>								
1	1:49.578	46.856	158	35.189	163	27.533	167		7	1:27.730	33.063	177	29.591	202	25.076	179	213
2	1:33.565	34.346	172	31.148	188	28.071	179	186	8	1:25.246	31.269	177	29.564	202	24.413	179	212
3	1:26.279	31.816	177	29.692	<b>203</b>	24.771	<b>180</b>	211	9	1:25.103	<b>31.201</b>	<b>176</b>	29.447	201	24.455	180	212
4	1:25.766	31.487	<b>178</b>	29.779	203	24.500	180	213	10	<b>1:25.090</b>	31.263	176	29.448	202	24.379	179	213
5	1:25.161	31.395	176	<b>29.412</b>	203	24.354	180	212	11	1:25.511	31.406	176	29.481	201	24.624	177	211
6	1:25.154	31.336	177	29.472	202	<b>24.346</b>	179	<b>213</b>									

Lap	Time	SE1	SP1	SE2	SP2	SE3	SP3	TSP	Lap	Time	SE1	SP1	SE2	SP2	SE3	SP3	TSP
<b>5</b>	Petecof, ITA								<b>theoretical besttime: 1:24.834</b>								
1	2:01.666	58.295	151	35.513	160	27.858	172		6	<b>1:24.883</b>	31.325	173	29.473	199	<b>24.085</b>	<b>176</b>	<b>209</b>
2	1:33.399	35.187	152	32.616	164	25.596	175	174	7	1:26.075	31.431	174	<b>29.438</b>	<b>199</b>	25.206	176	208
3	1:26.683	31.972	<b>175</b>	30.117	197	24.594	176	207	8	1:37.651	31.516	173	33.179	133	32.956	175	208
4	1:25.384	31.569	174	29.615	198	24.200	<b>176</b>	207	9	1:25.267	31.528	173	29.553	198	24.186	175	208
5	1:25.277	<b>31.311</b>	174	29.733	<b>199</b>	24.233	175	208	10	1:25.089	31.348	174	29.587	198	24.154	176	207

Lap	Time	SE1	SP1	SE2	SP2	SE3	SP3	TSP	Lap	Time	SE1	SP1	SE2	SP2	SE3	SP3	TSP
<b>6</b>	Cohen, ISR								<b>theoretical besttime: 1:25.511</b>								
1	1:50.167	48.858	151	33.970	169	27.339	171		7	1:25.691	31.403	176	<b>29.644</b>	<b>201</b>	24.644	179	210
2	1:34.525	34.165	167	31.440	193	28.920	174	180	8	1:25.923	<b>31.348</b>	<b>175</b>	29.806	200	24.769	178	209
3	1:27.350	32.317	175	30.138	201	24.895	179	206	9	1:26.030	31.420	176	29.792	200	24.818	178	210
4	1:26.395	31.650	176	30.126	<b>202</b>	24.619	<b>180</b>	<b>211</b>	10	1:25.848	31.487	174	29.731	200	24.630	178	211
5	<b>1:25.632</b>	31.352	175	29.761	200	<b>24.519</b>	178	211	11		31.587	176	29.823	200			209
6	1:25.778	31.489	174	29.724	200	24.565	177	210									

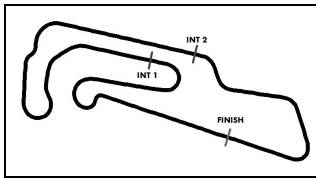
Lap	Time	SE1	SP1	SE2	SP2	SE3	SP3	TSP	Lap	Time	SE1	SP1	SE2	SP2	SE3	SP3	TSP
<b>10</b>	Lappalainen, FIN								<b>theoretical besttime: 1:25.354</b>								
1	2:14.623	1:11.734	163	35.334	155	27.555	172		6	1:25.519	31.646	175	29.567	199	24.306	176	209
2	1:29.219	33.205	171	30.858	194	25.156	175	194	7	1:25.426	31.617	174	29.537	199	<b>24.272</b>	<b>176</b>	209
3	1:28.333	32.435	174	30.759	<b>200</b>	25.139	<b>178</b>	207	8	1:26.204	31.707	173	29.881	196	24.616	176	210
4	1:29.292	31.753	<b>175</b>	32.306	123	25.233	177	<b>210</b>	9	<b>1:25.397</b>	<b>31.550</b>	<b>174</b>	29.554	199	24.293	177	208
5	1:25.961	31.772	173	29.582	198	24.607	175	209	10	1:25.411	31.558	174	<b>29.532</b>	<b>198</b>	24.321	175	208

Lap	Time	SE1	SP1	SE2	SP2	SE3	SP3	TSP	Lap	Time	SE1	SP1	SE2	SP2	SE3	SP3	TSP
<b>13</b>	Di Comberti, GBR								<b>theoretical besttime: 1:25.747</b>								
1	2:20.105	1:17.145	133	34.513	162	28.447	166		6	1:26.471	31.903	173	<b>29.673</b>	<b>201</b>	24.895	178	210
2	1:37.763	36.821	148	34.458	157	26.484	177	173	7	1:26.110	31.718	173	29.685	200	24.707	177	<b>213</b>
3	1:27.867	32.561	175	30.380	199	24.926	178	208	8	1:27.443	31.753	175	30.824	199	24.866	177	211
4	1:26.368	31.819	174	29.923	199	24.626	<b>178</b>	210	9	1:26.358	31.766	169	29.746	199	24.846	177	209
5	1:26.266	31.964	173	29.792	199	<b>24.510</b>	177	210	10	<b>1:25.814</b>	<b>31.564</b>	<b>173</b>	29.679	198	24.571	177	209

Lap	Time	SE1	SP1	SE2	SP2	SE3	SP3	TSP	Lap	Time	SE1	SP1	SE2	SP2	SE3	SP3	TSP
<b>14</b>	Lorandi, ITA								<b>theoretical besttime: 1:24.758</b>								
1	2:13.939	1:13.294	159	33.731	194	26.914	170		6	1:24.873	<b>31.294</b>	<b>173</b>	29.378	200	24.201	176	208
2	1:34.918	33.220	172	32.517	141	29.181	177	201	7	<b>1:24.817</b>	31.351	175	<b>29.303</b>	<b>202</b>	24.163	175	210
3	1:26.294	31.983	173	29.840	197	24.471	176	208	8	1:32.639	31.327	175	34.269	162	27.043	177	209
4	1:25.058	31.547	173	29.336	200	24.175	<b>178</b>	207	9	1:25.537	31.581	173	29.651	200	24.305	176	209
5	1:24.954	31.412	173	29.381	200	<b>24.161</b>	176	<b>210</b>	10	1:45.614	31.459	174	29.794	201	44.361	52	209

Lap	Time	SE1	SP1	SE2	SP2	SE3	SP3	TSP	Lap	Time	SE1	SP1	SE2	SP2	SE3	SP3	TSP
<b>21</b>	Weerts, BEL								<b>theoretical besttime: 1:24.581</b>								
1	1:51.928	52.780	150	33.169	157	25.979	166		6	<b>1:24.767</b>	31.333	175	<b>29.231</b>	<b>201</b>	24.203	177	210
2	1:36.860	35.807	114	32.709	163	28.344	177	185	7	1:25.572	31.527	175	29.400	200	24.645	175	210
3	1:24.988	31.649	175	29.285	<b>201</b>	24.054	<b>178</b>	209	8	1:34.407	31.471	168	35.045	118	27.891	176	209
4	1:30.900	<b>31.332</b>	<b>176</b>	33.530	122	26.038	176	<b>210</b>	9	1:24.850	31.355	174	29.385	200	24.110	176	209
5	1:25.163	31.676	174	29.469	200	<b>24.018</b>	177	209	10	1:24.859	31.337	174	29.373	200	24.149	176	210





# ADAC Formel 4

## Sector List Qualifying 1

Provisional



Motorsportarena Oschersleben, Length: 3667m

Air temperature: 19.87°C

Track temperature: 20.42°C

Weather condition: Wet

DMSB Reg. Nr.: DMSB 830/18

Friday, April 13, 2018 16:10:00

Lap	Time	SE1	SP1	SE2	SP2	SE3	SP3	TSP	Lap	Time	SE1	SP1	SE2	SP2	SE3	SP3	TSP
-----	------	-----	-----	-----	-----	-----	-----	-----	-----	------	-----	-----	-----	-----	-----	-----	-----

### 22 Roy, DEU

theoretical besttime: 1:25.319

1	2:12.760	1:12.124	160	33.715	195	26.921	171		6	<b>1:25.436</b>	<b>31.644</b>	<b>175</b>	29.421	199	24.371	176	<b>209</b>
2	1:29.384	33.410	171	30.888	195	25.086	175	202	7	1:25.739	31.894	174	29.386	199	24.459	175	209
3	1:27.114	32.465	171	29.917	198	24.732	<b>177</b>	207	8	1:25.653	31.741	174	29.461	197	24.451	175	208
4	1:25.968	32.025	174	29.487	<b>199</b>	24.456	177	208	9	1:25.461	31.651	175	29.514	198	<b>24.296</b>	<b>175</b>	208
5	1:25.538	31.773	174	<b>29.379</b>	199	24.386	177	208	10	1:26.103	31.839	170	29.686	197	24.578	175	207

### 23 Alders, NLD

theoretical besttime: 1:24.889

1	2:13.635	1:12.949	163	33.723	198	26.963	174		6	1:41.331	40.233	153	35.939	198	25.159	178	211
2	1:29.244	33.156	173	30.759	200	25.329	177	206	7	1:25.384	31.464	174	29.547	202	24.373	177	211
3	1:28.817	33.139	173	30.630	201	25.048	<b>178</b>	210	8	1:25.254	31.406	176	29.525	202	24.323	177	211
4	1:25.933	31.613	175	29.862	202	24.458	178	210	9	1:25.051	31.400	176	29.446	201	24.205	177	210
5	1:25.404	31.413	175	29.487	<b>202</b>	24.504	177	<b>211</b>	10	<b>1:24.889</b>	<b>31.342</b>	<b>174</b>	<b>29.385</b>	<b>202</b>	<b>24.162</b>	<b>177</b>	210

### 26 Köhler, DEU

theoretical besttime: 1:25.296

1	1:48.914	46.156	167	35.276	181	27.482	171		7	<b>1:25.433</b>	<b>31.477</b>	<b>175</b>	29.571	199	24.385	176	209
2	1:31.350	34.700	172	31.211	189	25.439	177	199	8	1:25.543	31.618	176	29.547	199	24.378	176	208
3	1:27.190	32.375	175	30.021	200	24.794	<b>179</b>	209	9	1:26.135	31.506	175	<b>29.444</b>	<b>201</b>	25.185	176	209
4	1:26.006	31.980	175	29.575	200	24.451	177	210	10	1:26.332	31.625	175	29.738	198	24.969	171	<b>210</b>
5	1:25.804	31.785	175	29.561	200	24.458	177	209	11	1:49.146	32.931	175	30.355	199	45.860	55	194
6	1:25.581	31.640	174	29.566	200	<b>24.375</b>	178	209									

### 27 Schumacher, DEU

theoretical besttime: 1:24.371

1	4:29.241	3:30.253	159	33.183	190	25.805	172		6	1:24.483	<b>31.151</b>	<b>176</b>	29.253	200	24.079	177	210
2	1:28.133	32.532	170	30.332	194	25.269	178	201	7	1:38.548	34.228	142	36.521	152	27.799	177	209
3	1:25.057	31.560	175	29.219	<b>201</b>	24.278	177	210	8	1:24.582	31.207	175	29.262	201	24.113	177	210
4	1:24.722	31.327	174	29.267	201	24.128	<b>178</b>	<b>210</b>	9	1:46.258	31.251	175	29.483	196	45.524	56	210
5	<b>1:24.481</b>	31.261	174	<b>29.148</b>	201	<b>24.072</b>	178	210									

### 28 Wishofer, AUT

theoretical besttime: 1:23.913

1	4:23.455	3:26.579	165	31.480	190	25.396	170		6	1:24.385	31.251	175	29.078	201	24.056	176	209
2	1:26.795	32.539	170	29.935	191	24.321	177	197	7	1:41.684	34.292	169	37.326	177	30.066	177	209
3	1:28.186	31.450	174	29.169	200	27.567	<b>178</b>	208	8	1:24.378	31.270	175	29.058	200	24.050	177	208
4	<b>1:24.123</b>	<b>30.957</b>	175	<b>29.016</b>	200	24.150	177	<b>210</b>	9	1:48.819	31.187	175	31.717	150	45.915	56	208
5	1:24.280	31.180	175	29.160	200	<b>23.940</b>	177	209									

### 30 Lawson, NLD

theoretical besttime: 1:24.370

1	1:46.739	48.945	166	32.004	192	25.790	171		7	1:24.802	31.418	175	29.333	200	24.051	177	208
2	1:27.038	32.439	171	29.759	198	24.840	177	201	8	1:24.707	31.297	175	29.267	201	24.143	176	210
3	1:25.289	31.643	175	29.321	200	24.325	177	209	9	1:39.269	37.109	154	34.353	149	27.807	177	209
4	1:24.651	31.326	<b>176</b>	29.246	200	24.079	177	209	10	1:24.807	31.344	176	29.361	202	24.102	178	208
5	<b>1:24.370</b>	<b>31.230</b>	175	<b>29.105</b>	201	<b>24.035</b>	177	<b>210</b>	11	1:45.298	31.315	175	29.306	202	44.677	54	210
6	1:24.621	31.308	175	29.147	201	24.166	174	210									

### 44 Zendeli, DEU

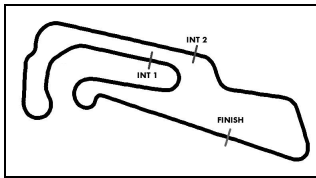
theoretical besttime: 1:23.807

1	4:41.374	3:41.313	167	33.607	141	26.454	172		6	1:29.843	31.013	175	32.553	174	26.277	178	211
2	1:29.317	34.229	169	30.370	191	24.718	178	202	7	1:28.108	30.946	176	29.177	187	27.985	178	210
3	1:24.569	31.313	176	29.131	201	24.125	179	210	8	1:24.377	31.116	175	29.134	201	24.127	177	210
4	<b>1:23.905</b>	<b>30.924</b>	175	29.055	202	<b>23.926</b>	<b>179</b>	<b>211</b>	9	1:44.291	31.173	176	29.539	201	43.579	56	210
5	1:23.978	30.963	176	<b>28.957</b>	<b>203</b>	24.058	177	211									

### 64 Caldwell, GBR

theoretical besttime: 1:24.907

1	2:08.163	1:04.471	156	35.388	191	28.304	174		6	1:25.392	31.440	176	29.634	202	24.318	177	212
2	1:29.065	33.181	173	30.767	198	25.117	178	204	7	<b>1:24.958</b>	<b>31.339</b>	<b>175</b>	<b>29.400</b>	<b>201</b>	24.219	177	211
3	1:26.051	31.783	173	29.727	<b>202</b>	24.541	178	211	8	1:25.560	31.354	174	29.478	200	24.728	176	211
4	1:24.972	31.388	<b>176</b>	29.416	202	<b>24.168</b>	178	212	9	1:25.086	31.388	175	29.435	201	24.263	177	210
5	1:26.772	32.440	172	29.905	201	24.427	<b>179</b>	<b>212</b>	10	1:25.127	31.389	175	29.504	200	24.234	178	210



# ADAC Formel 4

## Sector List Qualifying 1



Provisional

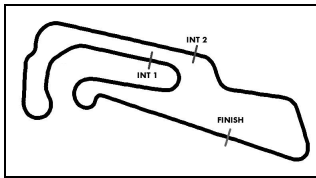


Motorsportarena Oschersleben, Length: 3667m  
 Air temperature: 19.87°C  
 Track temperature: 20.42°C  
 Weather condition: Wet

**DMSB** Reg. Nr.: DMSB 830/18

Friday, April 13, 2018 16:10:00

Lap	Time	SE1	SP1	SE2	SP2	SE3	SP3	TSP	Lap	Time	SE1	SP1	SE2	SP2	SE3	SP3	TSP
<b>69 Salmenautio, FIN</b>									<b>theoretical besttime: 1:25.923</b>								
1	2:36.406	1:33.600	165	33.569	171	29.237	162		6	1:26.984	32.197	172	29.997	198	24.790	175	<b>208</b>
2	1:36.357	35.843	169	30.717	192	29.797	<b>176</b>	150	7	1:26.393	31.940	173	29.817	198	24.636	175	206
3	1:27.997	32.496	173	30.524	199	24.977	176	208	8	1:26.181	31.740	172	29.806	198	24.635	175	207
4	1:27.158	31.931	173	30.157	199	25.070	175	207	9	1:26.079	31.694	173	29.736	198	24.649	176	207
5	1:27.065	32.111	173	30.088	<b>200</b>	24.866	176	207	10	<b>1:25.923</b>	<b>31.639</b>	<b>174</b>	<b>29.706</b>	<b>198</b>	<b>24.578</b>	<b>174</b>	208
<b>74 Fittipaldi, ITA</b>									<b>theoretical besttime: 1:24.215</b>								
1	2:16.941	1:10.926	149	34.854	192	31.161	143		6	1:31.603	31.342	160	34.958	194	25.303	177	210
2	1:38.237	37.763	152	33.862	175	26.612	177	170	7	1:25.349	31.242	172	29.286	201	24.821	178	210
3	1:25.916	32.121	174	29.515	201	24.280	<b>179</b>	209	8	1:24.390	31.183	176	<b>29.102</b>	<b>201</b>	24.105	178	211
4	1:24.692	31.321	175	29.288	<b>202</b>	24.083	178	210	9	1:24.420	31.173	176	29.186	201	24.061	178	210
5	<b>1:24.320</b>	31.134	175	29.195	201	<b>23.991</b>	179	<b>212</b>	10	1:24.421	<b>31.122</b>	<b>175</b>	29.205	202	24.094	177	211
<b>80 Estner, DEU</b>									<b>theoretical besttime: 1:24.814</b>								
1	2:31.110	1:30.068	161	34.244	147	26.798	169		6	1:27.360	31.576	175	30.795	159	24.989	177	209
2	1:36.575	34.312	165	33.957	118	28.306	177	198	7	<b>1:24.974</b>	31.287	174	29.454	199	<b>24.233</b>	<b>176</b>	209
3	1:25.670	31.706	<b>175</b>	29.536	199	24.428	<b>177</b>	208	8	1:24.990	<b>31.265</b>	<b>174</b>	29.434	200	24.291	177	209
4	1:25.179	31.601	175	<b>29.316</b>	<b>200</b>	24.262	177	208	9	1:25.267	31.409	174	29.536	200	24.322	176	<b>210</b>
5	1:25.631	31.487	173	29.731	200	24.413	177	209	10	1:25.075	31.274	174	29.518	200	24.283	176	209
<b>81 Estner, DEU</b>									<b>theoretical besttime: 1:25.419</b>								
1	2:32.670	1:31.539	152	33.869	141	27.262	168		6	1:25.582	<b>31.373</b>	<b>174</b>	29.655	201	24.554	177	210
2	1:36.048	33.992	166	33.435	112	28.621	177	185	7	1:25.625	31.537	174	<b>29.598</b>	<b>201</b>	24.490	176	<b>211</b>
3	1:26.736	31.968	175	29.971	200	24.797	177	210	8	<b>1:25.548</b>	31.396	176	29.704	200	<b>24.448</b>	<b>177</b>	209
4	1:26.274	31.619	175	29.986	200	24.669	<b>178</b>	210	9	1:26.323	31.414	175	29.847	200	25.062	177	210
5	1:25.806	31.571	175	29.683	200	24.552	177	210	10	1:25.770	31.510	175	29.698	199	24.562	176	209
<b>95 Beckhäuser, CZE</b>									<b>theoretical besttime: 1:24.938</b>								
1	4:46.209	3:47.381	166	32.874	192	25.954	167		6	<b>1:24.938</b>	<b>31.256</b>	<b>175</b>	<b>29.357</b>	<b>201</b>	<b>24.325</b>	<b>177</b>	209
2	1:34.188	33.188	126	34.933	124	26.067	175	202	7	1:25.359	31.378	175	29.515	201	24.466	178	210
3	1:26.281	32.125	172	29.477	200	24.679	177	208	8	1:26.822	31.621	175	30.551	178	24.650	177	<b>212</b>
4	1:25.638	31.527	175	29.612	198	24.499	177	209	9		31.554	175	29.538	199			210
5	1:25.268	31.430	175	29.385	200	24.453	177	209									



# ADAC Formel 4

## Top speed list Qualifying 1

Provisional



Motorsportarena Oschersleben, Length: 3667m

Air temperature: 19.87°C

Track temperature: 20.42°C

Weather condition: Wet

**DMSB** Reg. Nr.: DMSB 830/18

Friday, April 13, 2018 16:10:00

#	Name (NAT)	Team	Car name	Speed	Lap	Race time
4	Niklas Krütten (DEU)	ADAC Berlin-Brandenburg e.V. (DEU)	ADAC Formel 4 powered by Abarth	213.86	6	7:45.809
13	Aaron Di Comberti (GBR)	KDC Racing (ESP)	ADAC Formel 4 powered by Abarth	213.01	7	9:50.314
64	Oliver Caldwell (GBR)	PREMA Theodore Racing	ADAC Formel 4 powered by Abarth	212.59	5	6:33.726
74	Enzo Fittipaldi (ITA)	PREMA Theodore Racing	ADAC Formel 4 powered by Abarth	212.18	5	6:51.280
95	Tom Beckhäuser (CZE)	US Racing - CHRS (DEU)	ADAC Formel 4 powered by Abarth	212.18	8	13:33.358
6	Ido Cohen (ISR)	ADAC Berlin-Brandenburg e.V. (DEU)	ADAC Formel 4 powered by Abarth	211.76	4	4:57.535
23	Joey Alders (NLD)	Van Amersfoort Racing (NLD)	ADAC Formel 4 powered by Abarth	211.76	5	6:43.111
44	Lirim Zendeli (DEU)	US Racing - CHRS (DEU)	ADAC Formel 4 powered by Abarth	211.76	4	7:40.748
81	Sebastian Estner (DEU)	Neuhauser Racing Team (AUT)	ADAC Formel 4 powered by Abarth	211.35	7	9:58.614
27	David Schumacher (DEU)	US Racing - CHRS (DEU)	ADAC Formel 4 powered by Abarth	210.93	4	7:27.948
26	Leon Köhler (DEU)	ADAC Berlin-Brandenburg e.V. (DEU)	ADAC Formel 4 powered by Abarth	210.93	10	13:27.485
21	Charles Weerts (BEL)	Van Amersfoort Racing (NLD)	ADAC Formel 4 powered by Abarth	210.52	4	4:59.283
10	Konsta Lappalainen (FIN)	KIC Driving Academy (FIN)	ADAC Formel 4 powered by Abarth	210.52	4	5:17.698
2	Frederik Vesti (DNK)	Van Amersfoort Racing (NLD)	ADAC Formel 4 powered by Abarth	210.52	10	13:22.554
30	Liam Lawson (NLD)	Van Amersfoort Racing (NLD)	ADAC Formel 4 powered by Abarth	210.11	5	6:09.241
14	Leonardo Lorandi (ITA)	KDC Racing (ESP)	ADAC Formel 4 powered by Abarth	210.11	5	6:45.746
28	Mick Wishofer (AUT)	US Racing - CHRS (DEU)	ADAC Formel 4 powered by Abarth	210.11	4	7:23.957
80	Andreas Estner (DEU)	Neuhauser Racing Team (AUT)	ADAC Formel 4 powered by Abarth	210.11	9	12:47.025
5	Gianluca Petecof (ITA)	PREMA Theodore Racing	ADAC Formel 4 powered by Abarth	209.30	6	7:57.976
22	Lucas Alecco Roy (DEU)	Van Amersfoort Racing (NLD)	ADAC Formel 4 powered by Abarth	209.30	6	8:06.317
69	Jesse Salmenautio (FIN)	KIC Driving Academy (FIN)	ADAC Formel 4 powered by Abarth	208.49	6	8:40.550