

# ADAC GT Masters

## Result List Free Practice 1



Provisional

Motorsportarena Oschersleben, Length: 3667m

Air temperature: 19.67°C

Track temperature: 20.59°C

Weather condition: Wet

**DMSB** Reg. Nr.: DMSB 801/18

Friday, April 13, 2018 12:10:00

started : 35      classified : 35      not classified : 0

	Drivers	Team	Car	Lap	Best Time	Gap	Diff	Kph	Day Time
1	63 <b>M.Bortolotti(ITA)/A.Caldarelli(ITA)</b>	ORANGE1 by GRT Grasser(AUT)	Lamborghini Huracan GT3	5	<b>1:23.911</b>			157.3	12:24:56
2	47 M.Pommer(DEU)/ <b>M.Götz(DEU)</b>	MAN-FILTER Team HTP Motorsport(DE)	Mercedes-AMG GT3	6	<b>1:24.085</b>	0.174	0.174	156.9	12:21:10
3	29 A.Picariello(BEL)(J)/ <b>C.Mies(DEU)</b>	Montaplast by Land-Motorsport(DEU)	Audi R8 LMS	5	<b>1:24.112</b>	0.201	0.027	156.9	12:17:47
4	28 S.van der Linde(ZAF)(J)/ <b>K.van der Linde(ZAF)</b>	Montaplast by Land-Motorsport(DEU)	Audi R8 LMS	4	<b>1:24.161</b>	0.250	0.049	156.8	12:16:08
5	7 D.Schwager(DEU)/ <b>L.Ludwig(DEU)</b>	HB Racing(AUT)	Ferrari 488 GT3	7	<b>1:24.285</b>	0.374	0.124	156.6	12:20:33
6	24 M.Ortmann(DEU)(J)/ <b>M.Winkelhock(DEU)</b>	BWT Mücke Motorsport(DEU)	Audi R8 LMS	6	<b>1:24.311</b>	0.400	0.026	156.5	12:19:32
7	12 F.Spengler(DEU)/ <b>D.Vanthoor(BEL)</b>	EFP by TECE(DEU)	Audi R8 LMS	6	<b>1:24.362</b>	0.451	0.051	156.4	12:19:16
8	17 <b>T.Bernhard(DEU)/K.Estre(FRA)</b>	KÜS TEAM75 Bernhard(DEU)	Porsche 911 GT3 R	5	<b>1:24.382</b>	0.471	0.020	156.4	12:20:18
9	1 M.Kirchhöfer(DEU)/ <b>D.Keilwitz(DEU)</b>	Callaway Competition(DEU)	Corvette C7 GT3	5	<b>1:24.416</b>	0.505	0.034	156.3	12:18:49
10	6 O.Tunjo(COL)(J)/ <b>J.Dennis(GBR)</b>	Phoenix Racing(DEU)	Audi R8 LMS	6	<b>1:24.451</b>	0.540	0.035	156.3	12:19:15
11	82 R.Ineichen(CHE)(T)/ <b>C.Engelhart(DEU)</b>	GRT Grasser-Racing-Team(AUT)	Lamborghini Huracan GT3	10	<b>1:24.490</b>	0.579	0.039	156.2	12:31:39
12	48 <b>I.Dontje(NLD)/M.Buhk(DEU)</b>	MAN-FILTER Team HTP Motorsport(DE)	Mercedes-AMG GT3	8	<b>1:24.515</b>	0.604	0.025	156.1	12:23:43
13	19 E.Perez Companc(ARG)(J)/ <b>F.Perera(FRA)</b>	GRT Grasser-Racing-Team(AUT)	Lamborghini Huracan GT3	4	<b>1:24.577</b>	0.666	0.062	156.0	12:23:34
14	20 K.Schramm(DEU)(J)/ <b>N.Sylvest(DNK)(J)</b>	Team ZAKSPEED BKK Mobil Oil Racing	Mercedes-AMG GT3	7	<b>1:24.589</b>	0.678	0.012	156.0	12:31:58
15	33 F.Salaquarda(CZE)/ <b>F.Stippler(DEU)</b>	Team ISR(CZE)	Audi R8 LMS	6	<b>1:24.662</b>	0.751	0.073	155.9	12:20:24
16	18 A.de Leener(BEL)/ <b>K.Bachler(AUT)</b>	KÜS TEAM75 Bernhard(DEU)	Porsche 911 GT3 R	6	<b>1:24.682</b>	0.771	0.020	155.8	12:20:35
17	13 C.Hürtgen(DEU)(T)/ <b>S.Barth(DEU)(T)</b>	RWT Racing(AUT)	Corvette C7 GT3	5	<b>1:24.694</b>	0.783	0.012	155.8	12:18:22
18	21 L.Stolz(DEU)(J)/S.Asch(DEU)	Team ZAKSPEED BKK Mobil Oil Racing	Mercedes-AMG GT3	6	<b>1:24.694</b>	0.783		155.8	12:24:10
19	99 <b>R.Renauer(DEU)/M.Jaminet(FRA)</b>	Precote Herberth Motorsport(DEU)	Porsche 911 GT3 R	6	<b>1:24.730</b>	0.819	0.036	155.8	12:23:48
20	84 P.Assenheimer(DEU)/ <b>C.Schmid(DEU)</b>	AutoArenA Motorsport(DEU)	Mercedes-AMG GT3	8	<b>1:24.731</b>	0.820	0.001	155.8	12:23:21
21	14 C.Zöchling(AUT)/ <b>J.Klingmann(DEU)</b>	MRS GT-Racing(DEU)	BMW M6 GT3	5	<b>1:24.749</b>	0.838	0.018	155.7	12:21:02
22	42 M.Jensen(DEN)(J)/ <b>T.Scheider(DEU)</b>	BMW Team Schnitzer(DEU)	BMW M6 GT3	6	<b>1:24.765</b>	0.854	0.016	155.7	12:25:52
23	69 J.Slooten(NLD)(T)/ <b>L.Luhr(DEU)</b>	IronForce by RING POLICE(DEU)	Porsche 911 GT3 R	4	<b>1:24.998</b>	1.087	0.233	155.3	12:18:30
24	3 N.Rogivue(CHE)(J)/ <b>F.Vervisch(BEL)</b>	Aust Motorsport(DEU)	Audi R8 LMS	10	<b>1:25.117</b>	1.206	0.119	155.0	12:29:50
25	50 P.Geipel(DEU)/ <b>R.Frey(CHE)</b>	YACO Racing(DEU)	Audi R8 LMS	4	<b>1:25.120</b>	1.209	0.003	155.0	12:16:35
26	11 E.Erhart(DEU)/ <b>P.Kaffer(DEU)</b>	EFP by TECE(DEU)	Audi R8 LMS	4	<b>1:25.176</b>	1.265	0.056	154.9	12:16:27
27	5 M.Hofer(AUT)(J)/ <b>P.Ellis(GBR)</b>	Phoenix Racing(DEU)	Audi R8 LMS	5	<b>1:25.272</b>	1.361	0.096	154.8	12:19:02
28	9 C.Dreyspring(DEU)(J)/ <b>G.Maggi(CHE)(J)</b>	Honda Team Schubert Motorsport(DEU)	Honda NSX GT3	6	<b>1:25.273</b>	1.362	0.001	154.8	12:20:07
29	35 J.Judek(DEU)(J)/ <b>J.Eriksson(SWE)</b>	Team Rosberg(DEU)	Lamborghini Huracan GT3	6	<b>1:25.376</b>	1.465	0.103	154.6	12:20:46
30	25 R.Feller(CHE)(J)/ <b>C.Haase(DEU)</b>	BWT Mücke Motorsport(DEU)	Audi R8 LMS	7	<b>1:25.405</b>	1.494	0.029	154.5	12:21:27
31	43 D.Marschall(DEU)(J)/ <b>V.Bouveng(SWE)(J)</b>	BMW Team Schnitzer(DEU)	BMW M6 GT3	9	<b>1:25.483</b>	1.572	0.078	154.4	12:33:43
32	8 C.Friedrich(DEU)(J)/ <b>L.Arnold(DEU)</b>	Car Collection Motorsport(DEU)	Mercedes-AMG GT3	5	<b>1:25.650</b>	1.739	0.167	154.1	12:17:55
33	53 <b>M.Beretta(ITA)(J)/A.Vainio(FIN)(J)</b>	Team Rosberg(DEU)	Lamborghini Huracan GT3	8	<b>1:25.716</b>	1.805	0.066	154.0	12:28:05
34	26 J.Schmidt(CHE)(J)/ <b>J.Green(GBR)</b>	BWT Mücke Motorsport(DEU)	Audi R8 LMS	8	<b>1:25.930</b>	2.019	0.214	153.6	12:25:49
35	4 R.Lips(CHE)(T)/ <b>M.Hackländer(DEU)</b>	Aust Motorsport(DEU)	Audi R8 LMS	5	<b>1:27.543</b>	3.632	1.613	150.7	12:28:58

Subject to final scrutineering!

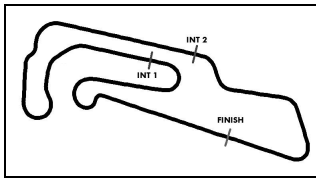
Publication time:	Clerk of the Course: Ralph Bohnhorst	Timekeeper: Steffen Ruhl
-------------------	--------------------------------------	--------------------------

ver: 2.0

[www.adac.de/motorsport](http://www.adac.de/motorsport)

Page 1/ 1 printed: 13.4.2018 15:38





# ADAC GT Masters

## Sector List Free Practice 1

Provisional



Motorsportarena Oschersleben, Length: 3667m

Air temperature: 19.67°C

Track temperature: 20.59°C

Weather condition: Wet

**DMSB** Reg. Nr.: DMSB 801/18

Friday, April 13, 2018 12:10:00

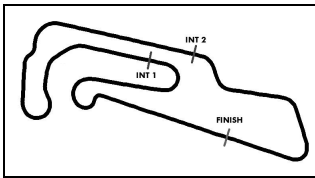
Lap	Time	SE1	SP1	SE2	SP2	SE3	SP3	TSP	Lap	Time	SE1	SP1	SE2	SP2	SE3	SP3	TSP
<b>1 Kirchhöfer, DEU / Keilwitz, DEU</b>									<b>theoretical besttime: 1:24.313</b>								
1	3:03.724	1:59.679	152	35.563	203	28.482	185		14	2:05.075	31.052	190	32.297	82	1:01.726	58	238
2	1:30.725	33.049	188	31.895	216	25.781	196	232	15	2:35:40.577	2:34:20.890	181	34.326	214	45.361	58	
3	1:25.202	31.030	191	29.571	222	24.601	197	238	16	2:43.082	1:45.120	186	32.035	220	25.927	196	
4	1:24.721	30.733	190	29.624	220	<b>24.364</b>	196	<b>240</b>	17	1:28.759	31.937	193	30.673	221	26.149	196	238
5	<b>1:24.416</b>	<b>30.641</b>	191	<b>29.308</b>	222	24.467	196	240	18	1:26.885	31.355	192	30.275	221	25.255	196	238
6	1:46.020	30.649	191	29.648	<b>223</b>	45.723	58	240	19	1:26.302	31.287	192	30.101	220	24.914	196	238
7	6:32.180	5:29.445	191	34.628	135	28.107	<b>198</b>		20	1:26.265	31.201	191	30.117	222	24.947	197	238
8	1:25.645	31.005	192	29.796	219	24.844	196	240	21	1:26.407	31.348	192	29.967	222	25.092	196	240
9	1:25.301	30.910	190	29.718	221	24.673	196	239	22	1:25.794	31.034	191	29.895	221	24.865	195	238
10	1:47.974	30.838	192	31.090	219	46.046	58	240	23	1:25.717	30.916	193	29.884	222	24.917	195	238
11	5:44.065	4:48.686	189	30.414	220	24.965	196		24	1:26.142	30.983	193	30.166	222	24.993	195	238
12	1:26.111	31.389	192	29.916	221	24.806	196	237	25	1:25.948	31.004	193	29.991	223	24.953	196	238
13	1:25.973	31.107	191	29.981	220	24.885	194	238	26	1:26.004	31.092	193	30.059	222	24.853	195	238

Lap	Time	SE1	SP1	SE2	SP2	SE3	SP3	TSP	Lap	Time	SE1	SP1	SE2	SP2	SE3	SP3	TSP
<b>3 Rogivue, CHE / Vervisch, BEL</b>									<b>theoretical besttime: 1:24.812</b>								
1	4:13.255	3:05.732	162	38.486	179	29.037	188		15	4:33.292	3:38.302	187	30.047	219	24.943	191	
2	1:32.734	34.023	183	32.473	215	26.238	192	223	16	2:18.138	31.274	188	37.995	65	1:08.869	57	237
3	1:27.608	31.986	186	30.588	218	25.034	<b>193</b>	236	17	2:35:30.274	2:34:27.532	175	35.380	211	27.362	161	
4	1:26.315	31.190	187	30.300	219	24.825	192	<b>237</b>	18	1:30.893	33.693	186	31.367	218	25.833	190	216
5	1:25.888	31.069	188	29.897	220	24.922	193	237	19	1:28.708	32.688	187	30.691	219	25.329	191	196
6	1:26.548	31.498	188	30.038	220	25.012	192	237	20	1:27.258	31.502	187	30.526	219	25.230	191	236
7	1:45.112	31.277	188	30.041	220	43.794	57	237	21	1:27.709	31.832	187	30.561	218	25.316	191	235
8	3:41.118	2:42.948	186	30.604	169	27.566	192		22	1:27.035	31.547	187	30.403	219	25.085	191	236
9	1:26.430	<b>30.809</b>	<b>189</b>	<b>30.168</b>	210	25.453	192	236	23	1:45.099	31.659	185	30.450	219	42.990	57	236
10	<b>1:25.117</b>	30.903	187	<b>29.572</b>	220	24.642	192	237	24	2:57.286	2:00.891	185	30.665	219	25.730	191	
11	1:25.161	30.810	188	29.700	219	24.651	191	237	25	1:28.053	31.385	187	30.356	219	26.312	191	236
12	1:27.876	31.285	188	31.496	219	25.095	192	236	26	1:26.459	31.380	188	29.989	221	25.090	191	237
13	1:25.233	31.144	187	29.658	219	<b>24.431</b>	192	237	27	1:25.835	31.236	188	29.886	221	24.713	192	236
14	1:43.437	31.066	187	30.130	219	42.241	58	237	28	1:25.757	31.158	188	29.869	221	24.730	192	237

Lap	Time	SE1	SP1	SE2	SP2	SE3	SP3	TSP	Lap	Time	SE1	SP1	SE2	SP2	SE3	SP3	TSP
<b>4 Lips, CHE / Hackländer, DEU</b>									<b>theoretical besttime: 1:27.245</b>								
1	13:01.178	11:56.770	169	35.729	184	28.679	188		11	1:45.371	31.796	187	30.547	215	43.028	57	233
2	1:33.229	34.891	184	32.063	216	26.275	191	165	12	2:42:13.351	2:41:08.449	158	34.640	210	30.262	185	
3	1:28.814	32.423	185	30.781	<b>217</b>	25.610	<b>192</b>	225	13	1:33.264	33.592	167	32.857	215	26.815	187	229
4	1:27.599	31.785	186	30.508	216	25.306	191	<b>235</b>	14	1:31.040	32.888	184	31.731	215	26.421	188	231
5	<b>1:27.543</b>	<b>31.638</b>	186	<b>30.347</b>	216	25.558	191	234	15	1:47.636	32.983	182	31.449	213	43.204	54	231
6	1:27.925	31.788	186	30.658	216	25.479	190	234	16	5:13.982	4:12.822	163	33.471	213	27.689	183	
7	1:28.085	31.896	184	30.621	215	25.568	190	232	17	1:31.797	33.566	184	31.523	215	26.708	186	202
8	1:27.803	32.024	184	30.519	216	<b>25.260</b>	191	233	18	1:33.316	34.844	177	31.905	214	26.567	187	210
9	1:27.908	31.710	186	30.700	215	25.498	190	234	19	1:32.584	33.132	183	32.416	201	27.036	186	230
10	1:27.804	31.952	186	30.507	215	25.345	190	233	20	1:32.129	33.819	183	31.849	213	26.461	187	229

Lap	Time	SE1	SP1	SE2	SP2	SE3	SP3	TSP	Lap	Time	SE1	SP1	SE2	SP2	SE3	SP3	TSP
<b>5 Hofer, AUT / Ellis, GBR</b>									<b>theoretical besttime: 1:25.198</b>								
1	3:05.565	1:46.907	102	46.619	119	32.039	185		16	2:37.898	38.991	78	59.353	77	59.554	58	236
2	1:39.018	36.569	148	35.071	213	27.378	193	201	17	2:33:18.178	2:32:13.214	176	35.934	142	29.030	183	
3	1:27.302	31.316	<b>191</b>	31.095	217	24.891	194	238	18	1:30.633	34.113	183	31.382	216	25.138	192	197
4	1:25.334	30.982	190	<b>29.790</b>	220	<b>24.562</b>	193	238	19	1:27.654	32.027	183	30.714	220	24.913	192	237
5	<b>1:25.272</b>	<b>30.846</b>	190	29.830	220	24.596	193	237	20	1:27.452	31.475	188	31.180	220	24.797	192	236
6	1:43.089	31.157	185	29.852	220	42.080	58	238	21	1:25.928	31.187	189	30.054	221	24.687	193	236
7	2:47.323	1:51.223	187	30.958	180	25.142	191		22	1:27.143	31.167	189	30.858	218	25.118	192	237
8	1:27.649	31.342	176	30.743	220	25.564	194	235	23	1:43.657	31.173	189	29.981	221	42.503	58	237
9	1:25.661	30.978	190	29.900	220	24.783	193	238	24	2:43.235	1:47.361	188	30.829	220	25.045	193	
10	1:28.267	31.077	190	31.163	214	26.027	192	237	25	1:26.885	31.407	189	30.484	222	24.994	193	238
11	1:35.642	40.224	188	30.485	219	24.933	192	238	26	1:26.335	31.283	190	30.170	222	24.882	194	238
12	1:25.585	31.074	188	29.796	220	24.715	192	237	27	1:26.332	31.249	189	30.081	222	25.002	192	<b>239</b>
13	1:42.888	31.059	189	30.105	220	41.724	58	237	28	1:28.364	31.403	190	31.750	219	25.211	192	238
14	6:53.460	5:57.961	187	30.518	219	24.981	190		29	1:26.073	31.392	190	29.934	222	24.747	194	238
15	1:26.661	31.365	189	30.398	219	24.898	192	235									





# ADAC GT Masters



## Sector List Free Practice 1

Provisional

Motorsportarena Oschersleben, Length: 3667m

Air temperature: 19.67°C

Track temperature: 20.59°C

Weather condition: Wet

**DMSB** Reg. Nr.: DMSB 801/18

Friday, April 13, 2018 12:10:00

Lap	Time	SE1	SP1	SE2	SP2	SE3	SP3	TSP	Lap	Time	SE1	SP1	SE2	SP2	SE3	SP3	TSP
<b>6 Tunjo, COL / Dennis, GBR</b>									<b>theoretical besttime: 1:24.393</b>								
1	2:01.993	58.928	157	35.660	183	27.405	185		14	2:43.42.913	2:42.37.363	133	37.318	180	28.232	189	
2	1:29.538	32.577	185	31.477	189	25.484	192	231	15	1:31.466	33.413	187	32.102	218	25.951	192	233
3	1:29.411	31.692	185	30.116	216	27.603	<b>194</b>	236	16	1:29.546	32.390	188	31.559	220	25.597	191	237
4	1:25.054	31.006	187	29.613	219	24.435	192	237	17	1:27.610	31.650	188	30.504	221	25.456	191	236
5	1:24.603	30.849	189	29.471	219	<b>24.283</b>	193	237	18	1:26.681	31.234	189	30.331	221	25.116	192	237
6	<b>1:24.451</b>	30.795	188	<b>29.351</b>	219	24.305	193	237	19	1:27.884	32.215	189	30.640	221	25.029	192	238
7	1:44.326	<b>30.759</b>	188	29.589	220	43.978	58	236	20	1:30.057	31.422	189	32.842	206	25.793	191	238
8	7:08.256	6:10.272	184	30.222	217	27.762	192		21	1:27.223	31.638	190	30.433	223	25.152	192	237
9	1:25.158	30.942	189	29.613	219	24.603	192	236	22	1:26.864	31.505	190	30.451	222	24.908	192	<b>239</b>
10	1:29.175	30.828	188	31.190	183	27.157	193	237	23	1:26.983	31.384	189	30.405	221	25.194	190	238
11	1:25.066	31.090	188	29.639	218	24.337	192	236	24	1:28.733	31.453	190	31.006	163	26.274	193	235
12	1:25.112	30.852	188	29.771	217	24.489	192	237	25	1:26.517	31.208	190	30.312	223	24.997	192	237
13	1:55.136	38.959	188	32.302	194	43.875	58	236									

Lap	Time	SE1	SP1	SE2	SP2	SE3	SP3	TSP	Lap	Time	SE1	SP1	SE2	SP2	SE3	SP3	TSP
<b>7 Schwager, DEU / Ludwig, DEU</b>									<b>theoretical besttime: 1:24.266</b>								
1	1:55.002	51.236	180	35.667	150	28.099	190		16	1:24.778	30.954	190	29.533	219	24.291	193	234
2	1:29.832	32.010	188	31.215	217	26.607	193	<b>232</b>	17	1:24.901	30.850	189	29.619	219	24.432	191	237
3	1:25.814	31.018	190	30.244	218	<b>24.552</b>	193	<b>237</b>	18	1:51.563	30.871	190	29.786	220	50.906	56	236
4	1:27.010	32.082	190	29.861	219	25.067	192	237	19	2:34.48.062	2:33.46.250	179	34.691	212	27.121	189	
5	1:24.493	30.750	190	29.506	217	<b>24.237</b>	193	235	20	1:29.678	32.692	189	31.485	214	25.501	193	228
6	1:26.922	30.806	190	30.840	216	25.276	194	237	21	1:26.763	31.404	191	30.299	219	25.060	192	235
7	<b>1:24.285</b>	<b>30.585</b>	190	<b>29.444</b>	219	24.256	193	237	22	1:26.693	31.196	189	30.590	219	24.907	193	233
8	1:24.550	30.696	190	29.484	220	24.370	191	235	23	1:26.036	31.041	189	30.146	219	24.849	192	235
9	1:24.628	30.664	<b>191</b>	29.571	219	24.393	193	233	24	1:28.691	31.236	187	31.327	165	26.128	192	236
10	1:42.018	30.619	190	29.927	221	41.472	<b>59</b>	237	25	1:25.403	30.951	190	29.722	221	24.730	191	236
11	3:52.741	2:52.923	189	31.676	218	28.142	<b>194</b>		26	1:25.572	30.910	190	29.752	219	24.910	194	233
12	1:25.579	30.965	189	30.061	218	24.553	194	237	27	1:45.094	32.802	189	30.362	220	41.930	59	230
13	1:25.314	30.964	189	29.819	220	24.531	192	237	28	2:36.745	1:41.679	189	30.094	220	24.972	191	
14	1:42.661	30.949	189	29.781	218	41.931	59	236	29	1:42.415	31.068	190	30.062	219	41.285	59	236
15	3:48.005	2:52.802	190	30.033	217	25.170	193		30	2:36.362	1:41.051	188	30.017	219	25.294	188	

Lap	Time	SE1	SP1	SE2	SP2	SE3	SP3	TSP	Lap	Time	SE1	SP1	SE2	SP2	SE3	SP3	TSP
<b>8 Friedrich, DEU / Arnold, DEU</b>									<b>theoretical besttime: 1:25.650</b>								
1	2:03.261	57.822	136	37.525	170	27.914	185		15	1:30.833	32.743	186	31.681	203	26.409	188	231
2	1:33.902	34.970	157	32.391	170	26.541	192	222	16	2:20.676	33.831	186	37.972	69	1:08.873	57	208
3	1:25.897	31.163	188	29.831	218	24.903	<b>193</b>	234	17	2:34.52.916	2:33.48.583	154	36.301	192	28.032	188	
4	1:26.676	31.056	188	30.355	203	25.265	192	<b>235</b>	18	1:34.297	35.176	179	32.438	214	26.683	187	198
5	<b>1:25.650</b>	<b>31.024</b>	188	<b>29.765</b>	217	<b>24.861</b>	192	234	19	1:31.315	33.559	183	31.818	214	25.938	189	229
6	1:26.713	31.040	<b>189</b>	29.994	216	25.679	193	235	20	1:29.547	32.430	186	31.491	215	25.626	189	231
7	1:45.335	31.047	188	30.445	216	43.843	58	235	21	1:29.016	32.382	186	31.121	214	25.513	189	230
8	5:47.728	4:52.078	186	30.342	216	25.308	193		22	1:28.434	32.138	187	30.784	216	25.512	189	231
9	1:26.018	31.214	188	29.879	216	24.925	191	234	23	1:28.413	32.188	187	30.761	215	25.464	190	232
10	1:26.197	31.217	188	29.938	218	25.042	190	233	24	1:29.272	32.987	187	30.850	216	25.435	190	231
11	1:44.270	31.260	189	30.596	217	42.414	58	233	25	1:27.562	31.837	187	30.517	216	25.208	189	232
12	4:20.796	3:18.022	180	33.924	210	28.850	190		26	1:27.442	31.822	188	30.388	217	25.232	190	232
13	1:30.835	33.154	185	31.679	215	26.002	191	228	27	1:46.169	32.349	186	30.714	216	43.106	58	232
14	1:29.445	32.639	186	31.172	215	25.634	189	232	28	2:36.575	1:40.794	187	30.552	218	25.229	192	

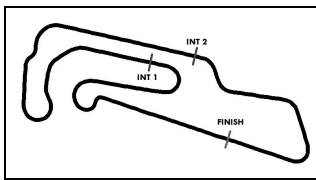
Lap	Time	SE1	SP1	SE2	SP2	SE3	SP3	TSP	Lap	Time	SE1	SP1	SE2	SP2	SE3	SP3	TSP
<b>9 Dreyspring, DEU / Maggi, CHE</b>									<b>theoretical besttime: 1:25.131</b>								
1	2:42.689	1:33.017	143	38.206	183	31.466	172		16	1:28.277	31.293	179	32.216	221	24.768	193	238
2	1:39.078	36.141	168	34.766	180	28.171	170	196	17	2:44.958	41.724	72	1:02.316	75	1:00.918	57	238
3	1:29.320	33.347	189	30.789	221	25.184	196	199	18	2:33.49.294	2:32.47.941	183	34.338	214	27.015	194	
4	1:25.466	31.047	191	29.890	221	<b>24.529</b>	194	240	19	1:31.207	33.125	188	32.219	221	25.863	190	221
5	1:25.579	31.110	191	<b>29.780</b>	220	24.689	197	239	20	1:27.798	31.797	190	30.713	220	25.288	193	235
6	<b>1:25.273</b>	<b>30.822</b>	<b>192</b>	29.891	221	24.560	<b>197</b>	239	21	1:25.919	31.236	191	29.884	222	24.799	191	238
7	1:44.806	31.176	188	30.068	221	43.562	58	241	22	1:26.742	31.071	191	30.676	220	24.995	192	238
8	6:00.371	5:04.120	188	31.452	217	24.799	192		23	1:26.603	31.321	189	30.315	220	24.967	197	238
9	1:25.843	31.080	192	29.906	220	24.857	192	237	24	1:33.463	31.325	190	30.025	221	32.113	196	238
10	1:26.230	31.148	191	30.102	221	24.980	191	<b>242</b>	25	1:26.386	31.229	191	30.155	221	25.002	191	238
11	1:27.178	31.128	191	30.208	220	25.842	197	238	26	1:30.565	32.231	129	33.432	221	24.902	192	238
12	1:25.801	31.069	191	29.991	221	24.741	196	239	27	1:26.526	31.340	191	30.204	221	24.982	191	238
13	1:44.631	31.212	190	30.154	220	43.265	58	241	28	1:26.298	31.281	190	30.144	221	24.873	192	237
14	2:44.030	1:47.569	143	31.553	220	24.908	197		29	1:25.863	31.155	192	29.887	222	24.821	191	238

ver: 2.0

www.adac.de/motorsport

Page 2/ 9 printed: 13.4.2018 15:38





# ADAC GT Masters

## Sector List Free Practice 1



Provisional

Motorsportarena Oschersleben, Length: 3667m

Air temperature: 19.67°C

Track temperature: 20.59°C

Weather condition: Wet

DMSB Reg. Nr.: DMSB 801/18

Friday, April 13, 2018 12:10:00

Lap	Time	SE1	SP1	SE2	SP2	SE3	SP3	TSP	Lap	Time	SE1	SP1	SE2	SP2	SE3	SP3	TSP
15	1:26.837	31.665	190	30.270	220	24.902	193	238	30	1:25.743	31.100	190	29.859	220	24.784	193	238

### 11 Erhart, DEU / Kaffer, DEU

theoretical besttime: 1:24.957

1	2:03.740	1:01.125	177	34.754	208	27.861	188		16	2:34:15.392	2:33:08.111	171	36.741	188	30.540	187	
2	1:31.130	32.760	186	31.000	172	27.370	191	232	17	1:34.381	34.834	184	32.708	216	26.839	189	201
3	1:27.416	31.448	187	29.882	218	26.086	<b>192</b>	235	18	1:30.433	32.587	185	31.765	216	26.081	188	232
4	<b>1:25.176</b>	31.043	189	<b>29.415</b>	<b>220</b>	24.718	190	<b>237</b>	19	1:29.552	32.739	186	30.785	219	26.028	191	233
5	1:25.182	30.991	188	29.507	219	<b>24.684</b>	192	237	20	1:28.270	31.750	186	30.895	217	25.625	189	234
6	1:25.699	31.213	189	29.745	220	24.741	190	236	21	1:29.346	31.990	185	31.010	216	26.346	191	233
7	1:42.713	<b>30.858</b>	189	29.840	219	42.015	59	234	22	1:29.023	32.248	187	31.081	218	25.694	189	224
8	4:58.349	4:00.646	186	31.123	217	26.580	189		23	1:28.563	31.955	187	30.941	218	25.667	190	234
9	1:25.847	31.325	188	29.676	218	24.846	190	234	24	1:28.310	31.989	187	30.755	216	25.566	190	234
10	1:26.377	31.147	<b>189</b>	29.922	217	25.308	191	235	25	1:28.279	31.876	187	30.796	217	25.607	189	235
11	1:43.019	31.227	187	29.991	217	41.801	59	236	26	1:28.235	32.103	187	30.790	218	25.342	190	233
12	7:02.715	6:07.463	185	30.219	217	25.033	190		27	1:28.623	32.038	185	30.957	218	25.628	188	233
13	1:26.646	31.363	187	30.287	216	24.996	190	233	28	1:28.190	31.939	186	30.742	217	25.509	189	234
14	1:25.862	31.291	188	29.825	218	24.746	192	234	29	1:27.766	31.815	187	30.560	218	25.391	190	234
15	2:16.953	31.235	187	40.328	72	1:05.390	59	236									

### 12 Spengler, DEU / Vanthoor, BEL

theoretical besttime: 1:24.264

1	2:04.102	1:01.754	175	34.515	199	27.833	189		16	2:34.033	34.411	186	57.867	79	1:01.755	59	236
2	1:29.002	32.746	186	30.864	198	25.392	192	231	17	2:33:40.344	2:32:32.817	168	38.264	182	29.263	188	
3	1:28.418	30.995	189	29.995	219	27.428	<b>194</b>	236	18	1:31.563	33.553	185	31.936	217	26.074	190	220
4	1:24.971	30.767	188	29.648	<b>220</b>	24.556	192	<b>238</b>	19	1:28.354	32.133	185	30.711	218	25.510	190	235
5	1:25.176	<b>30.592</b>	<b>190</b>	29.590	220	24.994	193	238	20	1:27.317	31.584	187	30.330	219	25.403	190	234
6	<b>1:24.362</b>	30.690	189	<b>29.488</b>	219	<b>24.184</b>	192	237	21	1:26.913	31.566	186	30.169	218	25.178	190	235
7	1:43.632	30.651	190	29.587	220	43.394	58	236	22	1:26.797	31.448	186	30.203	218	25.146	190	235
8	4:56.366	4:01.491	183	30.222	217	24.653	191		23	1:44.669	31.683	186	30.430	218	42.556	59	235
9	1:25.204	30.814	189	29.759	218	24.631	191	236	24	2:42.956	1:47.419	187	30.593	216	24.944	191	
10	1:25.060	30.771	190	29.795	219	24.494	191	237	25	1:26.953	31.600	186	30.256	218	25.097	190	235
11	1:43.261	31.040	187	29.920	218	42.301	59	236	26	1:27.681	31.643	186	30.244	218	25.794	190	236
12	6:03.023	5:08.421	186	30.025	217	24.577	190		27	1:27.269	31.582	188	30.547	215	25.140	190	236
13	1:25.358	31.103	188	29.801	218	24.454	192	234	28	1:27.003	31.688	187	30.225	220	25.090	191	236
14	1:25.384	30.977	188	29.859	218	24.548	191	236	29	1:26.753	31.385	187	30.282	220	25.086	191	237
15	1:25.163	30.994	189	29.649	219	24.520	190	236									

### 13 Hürtgen, DEU / Barth, DEU

theoretical besttime: 1:24.582

1	2:24.719	1:16.580	169	37.843	178	30.296	168		14	1:25.861	31.275	192	29.887	219	24.699	199	239
2	1:42.100	35.930	178	36.031	149	30.139	199	158	15	1:43.943	31.398	192	30.403	217	42.142	59	238
3	1:25.478	31.066	192	29.816	220	24.596	197	238	16	2:37:02.526	2:35:42.658	178	35.055	208	44.813	58	
4	1:25.137	<b>30.761</b>	192	<b>29.442</b>	221	24.934	198	240	17	3:51.098	2:33.945	185	33.426	173	43.727	58	
5	<b>1:24.694</b>	30.826	193	29.489	221	<b>24.379</b>	198	240	18	2:57.161	1:42.449	133	32.214	218	42.498	58	
6	1:25.091	30.906	193	29.681	222	24.504	197	<b>243</b>	19	2:36.675	1:40.887	192	30.477	219	25.311	198	
7	1:43.024	31.454	193	29.677	222	41.893	59	240	20	1:26.709	31.503	193	30.116	221	25.090	197	238
8	2:58.913	2:02.807	192	30.945	219	25.161	199		21	1:27.259	31.341	193	30.198	226	25.720	193	235
9	1:25.557	31.231	193	29.676	217	24.650	197	240	22	1:26.688	31.473	190	30.122	223	25.093	197	237
10	1:25.201	31.050	193	29.688	221	24.463	199	238	23	1:26.959	31.233	192	30.584	222	25.142	197	238
11	1:43.074	31.126	193	30.125	216	41.823	59	240	24	1:26.396	31.239	192	30.084	225	25.073	191	238
12	7:21.879	6:26.695	190	30.205	219	24.979	196		25	1:26.108	31.138	189	30.092	224	24.878	196	237
13	1:25.843	31.277	<b>194</b>	29.942	218	24.624	198	240									

### 14 Zöchling, AUT / Klingmann, DEU

theoretical besttime: 1:24.673

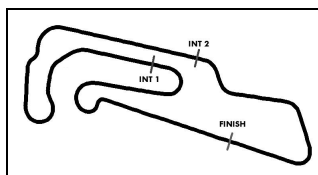
1	3:29.761	2:03.130	177	35.820	204	50.811	49		15	2:36:35.980	2:35:33.544	181	35.628	214	26.808	190	
2	3:15.387	2:18.164	183	31.424	217	25.799	192		16	1:29.313	32.590	186	30.842	220	25.881	193	234
3	1:26.841	31.812	188	30.080	218	24.949	193	235	17	1:27.327	32.060	187	30.359	219	24.908	193	236
4	1:25.334	31.138	188	29.681	219	24.515	194	235	18	1:26.145	31.264	188	30.065	219	24.816	193	236
5	<b>1:24.749</b>	30.942	189	<b>29.491</b>	220	<b>24.316</b>	<b>195</b>	236	19	1:26.217	31.245	190	30.068	220	24.904	193	236
6	1:26.692	31.286	189	30.119	194	25.287	194	237	20	1:26.166	31.094	189	30.236	221	24.836	192	236
7	1:24.946	<b>30.866</b>	189	29.560	219	24.520	193	236	21	1:25.763	31.206	189	29.835	220	24.722	193	236
8	1:25.056	30.886	187	29.666	219	24.504	193	236	22	1:25.908	31.169	188	30.049	220	24.690	193	236
9	1:44.595	31.137	189	29.917	219	43.541	58	236	23	1:26.473	31.198	188	30.216	216	25.059	189	236
10	6:12.411	5:17.576	186	30.110	217	24.725	192		24	1:28.757	32.101	187	30.531	213	26.125	193	232
11	1:25.658	31.264	184	29.773	218	24.621	192	234	25	1:26.096	31.276	188	30.032	221	24.788	193	237

ver: 2.0

www.adac.de/motorsport

Page 3/ 9 printed: 13.4.2018 15:38





# ADAC GT Masters

## Sector List Free Practice 1



Provisional

Motorsportarena Oschersleben, Length: 3667m

Air temperature: 19.67°C

Track temperature: 20.59°C

Weather condition: Wet

**DMSB** Reg. Nr.: DMSB 801/18

Friday, April 13, 2018 12:10:00

Lap	Time	SE1	SP1	SE2	SP2	SE3	SP3	TSP	Lap	Time	SE1	SP1	SE2	SP2	SE3	SP3	TSP
12	1:25.494	31.145	188	29.768	218	24.581	192	234	26	1:26.376	31.305	189	30.128	222	24.943	193	237
13	1:44.057	31.474	187	30.035	216	42.548	59	234	27	1:45.464	31.559	189	31.519	222	42.386	59	<b>238</b>
14	4:11.038	2:51.589	185	30.181	216	49.268	59										

### 17 Bernhard, DEU / Estre, FRA

theoretical besttime: 1:24.298

1	2:29.511	1:05.882	156	36.292	210	47.337	57		14	1:25.838	31.096	188	30.015	217	24.727	190	234
2	3:29.765	2:32.198	183	31.500	216	26.067	176		15	1:25.589	30.866	187	29.882	217	24.841	191	234
3	1:28.675	32.629	187	30.795	216	25.251	192	210	16	1:43.954	31.092	188	30.602	217	42.260	58	235
4	1:25.252	30.935	188	29.730	218	24.587	192	235	17	2:42:31.339	2:41:30.011	183	33.419	214	27.909	188	
5	<b>1:24.382</b>	30.709	189	29.296	219	<b>24.377</b>	<b>193</b>	235	18	1:28.304	32.010	187	30.693	219	25.601	191	233
6	1:24.409	<b>30.631</b>	188	<b>29.290</b>	219	24.488	192	<b>236</b>	19	1:32.063	31.111	188	33.184	138	27.768	192	235
7	1:44.016	31.101	189	29.891	218	43.024	58	235	20	1:31.680	31.179	188	35.217	219	25.284	191	235
8	4:52.413	3:57.592	187	30.102	216	24.719	192		21	1:26.632	31.136	187	30.086	219	25.410	192	234
9	1:25.206	30.902	<b>189</b>	29.715	217	24.589	192	235	22	1:26.147	31.120	188	30.001	219	25.026	191	236
10	1:25.283	30.888	186	29.783	218	24.612	193	235	23	1:26.022	31.103	187	29.938	219	24.981	191	235
11	1:25.105	30.850	187	29.623	219	24.632	193	235	24	1:25.824	31.086	187	29.974	219	24.764	192	235
12	1:43.336	30.947	187	30.013	218	42.376	58	235	25	1:25.725	31.037	188	29.808	220	24.880	192	235
13	2:35.884	1:40.255	184	30.562	216	25.067	190										

### 18 de Leener, BEL / Bachler, AUT

theoretical besttime: 1:24.517

1	3:21.935	2:20.289	175	34.434	212	27.212	188		9	1:25.410	31.061	189	29.721	217	24.628	193	234
2	1:30.079	32.601	183	31.591	186	25.887	191	231	10	1:25.223	31.125	188	29.643	216	24.455	192	235
3	1:27.375	32.026	188	30.098	216	25.251	<b>194</b>	235	11	1:24.905	30.872	188	29.571	217	24.462	190	234
4	1:24.874	30.927	188	29.586	218	<b>24.361</b>	193	<b>236</b>	12	1:25.178	30.993	187	29.692	217	24.493	192	233
5	1:25.984	<b>30.770</b>	188	<b>29.386</b>	<b>220</b>	25.828	193	235	13	1:25.230	30.977	189	29.704	217	24.549	192	234
6	<b>1:24.682</b>	30.827	190	29.488	219	24.367	192	235	14	1:42.083	31.007	189	29.776	217	41.300	60	235
7	1:41.783	30.982	<b>190</b>	29.567	219	41.234	60	236	15	3:09.309	1:39.888	185	30.790	202	58.631	60	
8	8:05.122	7:08.653	171	31.545	217	24.924	192										

### 19 Perez Companc, ARG / Perera, FRA

theoretical besttime: 1:24.564

1	9:06.348	8:00.549	172	37.525	171	28.274	186		14	2:34:18.437	2:33:12.216	179	36.088	186	30.133	183	
2	1:33.080	34.823	148	32.430	177	25.827	192	200	15	1:37.402	34.623	182	34.191	186	28.588	185	207
3	1:29.611	31.777	186	30.025	217	27.809	<b>196</b>	235	16	1:59.115	37.907	170	35.261	174	45.947	59	161
4	<b>1:24.577</b>	<b>30.682</b>	<b>190</b>	<b>29.433</b>	<b>219</b>	24.462	194	236	17	3:34.547	2:26.397	123	38.614	170	29.536	187	
5	1:25.848	30.786	189	30.304	218	24.758	194	<b>237</b>	18	1:36.015	35.147	150	34.314	216	26.554	191	216
6	1:24.990	30.852	190	29.557	218	24.581	193	236	19	1:30.592	32.567	185	32.015	216	26.010	191	234
7	1:25.323	30.836	186	29.777	218	24.710	194	236	20	1:30.765	33.797	153	31.259	217	25.709	191	236
8	1:25.034	30.875	189	29.710	217	<b>24.449</b>	192	236	21	1:27.920	31.636	187	30.556	216	25.728	190	235
9	1:24.859	30.866	188	29.537	219	24.456	194	236	22	1:28.469	31.606	187	30.988	218	25.875	192	234
10	1:43.158	30.870	190	29.752	218	42.536	60	237	23	1:29.671	32.973	187	30.857	216	25.841	189	200
11	6:46.061	5:49.130	184	31.668	207	25.263	193		24	1:27.528	31.618	188	30.563	218	25.347	191	233
12	1:25.472	30.972	188	29.758	218	24.742	194	234	25	1:27.188	31.480	187	30.342	219	25.366	191	237
13	2:16.848	30.999	189	40.130	74	1:05.719	59	236									

### 20 Schramm, DEU / Sylvest, DNK

theoretical besttime: 1:24.571

1	13:20.351	12:15.729	180	35.186	162	29.436	183		11	2:40:10.216	2:39:07.134	173	35.200	152	27.882	183	
2	1:32.710	36.239	186	31.276	217	25.195	192	140	12	1:37.026	35.696	182	33.848	202	27.482	176	187
3	1:25.834	31.368	190	29.995	219	24.471	<b>193</b>	234	13	1:37.989	36.419	181	33.939	181	27.631	187	180
4	1:24.775	30.831	190	29.626	218	<b>24.318</b>	193	235	14	1:34.714	34.348	183	32.913	214	27.453	188	224
5	1:24.800	30.947	191	29.520	218	24.333	192	235	15	1:35.693	34.908	173	33.489	211	27.296	186	228
6	1:24.855	30.876	190	29.599	219	24.380	193	234	16	1:56.742	35.298	182	34.781	186	46.663	54	228
7	<b>1:24.589</b>	<b>30.764</b>	<b>191</b>	<b>29.489</b>	219	24.336	192	234	17	6:30.600	5:28.739	149	34.538	193	27.323	191	
8	1:29.757	31.217	190	31.664	144	26.876	192	234	18	1:30.081	32.412	189	32.118	219	25.551	191	227
9	1:25.364	30.894	190	29.679	219	24.791	192	235	19	1:27.442	31.724	189	30.413	220	25.305	192	235
10	1:50.835	31.158	191	30.214	156	49.463	40	<b>237</b>	20	1:27.323	31.692	187	30.584	220	25.047	192	235

### 21 Stolz, DEU / Asch, DEU

theoretical besttime: 1:25.245

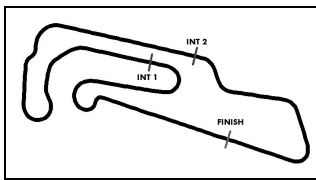
1	7:00.679					7:00.679			13	2:36:13.188	2:35:04.262	173	37.290	167	31.636	184	
2	1:28.499								14	1:34.625	34.849	183	33.047	200	26.729	189	204
3	1:25.597								15	1:30.279	32.394	187	30.919	216	26.966	189	230
4	1:25.851								16	1:27.564	31.652	188	30.530	215	25.382	190	230
5	1:24.937								17	1:25.773	31.213	187	29.838	217	24.722	190	232

ver: 2.0

[www.adac.de/motorsport](http://www.adac.de/motorsport)

Page 4/ 9 printed: 13.4.2018 15:38





# ADAC GT Masters

## Sector List Free Practice 1



Provisional

Motorsportarena Oschersleben, Length: 3667m

Air temperature: 19.67°C

Track temperature: 20.59°C

Weather condition: Wet

**DMSB** Reg. Nr.: DMSB 801/18

Friday, April 13, 2018 12:10:00

Lap	Time	SE1	SP1	SE2	SP2	SE3	SP3	TSP	Lap	Time	SE1	SP1	SE2	SP2	SE3	SP3	TSP
6	<b>1:24.694</b>								18	1:46.235	31.277	187	30.111	219	44.847	54	232
7	9:14.557	8:17.857	186	30.439	217	26.261	<b>193</b>		19	3:31.354	2:35.202	185	31.211	217	24.941	191	
8	1:27.499	<b>30.858</b>	189	29.767	219	26.874	192	233	20	1:25.809	31.299	187	29.812	219	24.698	191	232
9	1:28.884	31.248	<b>189</b>	29.843	218	27.793	193	235	21	1:26.990	31.623	188	30.347	220	25.020	190	233
10	1:25.619	31.070	189	29.832	218	24.717	191	234	22	1:26.181	31.207	189	30.101	219	24.873	191	234
11	1:25.428	31.041	189	<b>29.711</b>	218	<b>24.676</b>	192	234	23	1:26.202	31.166	188	30.011	220	25.025	191	234
12	1:45.270	31.085	189	29.867	217	44.318	54	<b>235</b>	24	1:44.574	31.584	188	30.525	219	42.465	59	234

### 24 Ortman, DEU / Winkelhock, DEU

theoretical besttime: 1:24.181

1	2:19.024	1:10.441	135	38.949	139	29.634	187		13	1:25.302	30.978	188	29.754	219	24.570	190	236
2	1:30.469	33.705	187	31.203	193	25.561	193	173	14	1:57.637	31.355	188	30.647	218	55.635	38	235
3	1:25.214	31.080	187	29.719	219	24.415	192	236	15	2:40:47.823	2:39:22.045	173	37.009	165	48.769	55	
4	1:24.427	<b>30.660</b>	189	29.449	218	24.318	190	236	16	5:03.803	3:43.063	181	34.109	206	46.631	55	
5	1:28.702	32.095	187	31.371	216	25.236	193	235	17	2:44.033	1:44.673	185	31.729	208	27.631	190	
6	<b>1:24.311</b>	30.790	186	<b>29.361</b>	<b>220</b>	<b>24.160</b>	192	236	18	1:28.282	32.008	187	30.712	217	25.562	190	235
7	1:29.145	32.475	<b>190</b>	32.067	216	24.603	192	<b>237</b>	19	1:28.130	31.654	186	31.207	217	25.269	190	234
8	2:01.301	33.539	185	31.519	214	56.243	38	236	20	1:27.062	31.535	187	30.347	218	25.180	190	234
9	5:51.477	4:52.045	162	30.950	215	28.482	<b>193</b>		21	1:27.038	31.598	187	30.409	217	25.031	190	234
10	1:26.416	31.098	186	30.096	219	25.222	192	237	22	1:26.967	31.516	187	30.303	218	25.148	189	233
11	1:25.754	31.543	188	29.667	218	24.544	191	235	23	1:26.790	31.556	187	30.285	219	24.949	191	234
12	1:33.690	37.570	184	30.746	219	25.374	192	235	24	1:27.046	31.728	186	30.250	219	25.068	189	235

### 25 Feller, CHE / Haase, DEU

theoretical besttime: 1:24.894

1	2:38.979	1:27.899	177	35.305	167	35.775	188		14	2:59.996	1:00.591	81	59.200	78	1:00.205	57	79
2	1:31.734	32.324	187	31.745	213	27.665	<b>193</b>	230	15	2:33:21.903	2:31:59.455	157	37.489	177	44.959	58	
3	1:25.841	31.192	188	29.887	217	24.762	193	236	16	3:10.131	2:11.958	183	32.113	215	26.060	184	
4	1:27.607	<b>30.695</b>	<b>189</b>	30.010	220	26.902	193	<b>237</b>	17	1:28.084	32.021	187	30.753	216	25.310	190	230
5	1:25.423	30.790	188	<b>29.621</b>	<b>220</b>	25.012	192	236	18	1:28.402	31.757	186	30.881	217	25.764	190	235
6	1:31.779	31.120	188	32.529	197	28.130	193	236	19	1:28.209	32.292	183	30.672	216	25.245	191	235
7	<b>1:25.405</b>	30.868	188	29.959	216	<b>24.578</b>	190	236	20	1:27.483	31.671	187	30.500	217	25.312	189	235
8	1:48.919	35.397	187	30.468	219	43.054	55	236	21	1:27.246	31.563	187	30.460	218	25.223	191	234
9	7:14.790	6:08.224	145	35.220	53	31.346	193		22	1:27.269	31.441	188	30.520	217	25.308	190	235
10	1:25.499	31.153	188	29.749	219	24.597	192	235	23	1:26.528	31.217	187	30.224	219	25.087	190	235
11	1:48.311	32.470	186	31.597	160	44.244	58	236	24	1:26.686	31.417	187	30.113	219	25.156	190	235
12	6:13.653	5:17.540	184	30.219	217	25.894	193		25	1:26.638	31.440	187	30.175	220	25.023	189	235
13	1:27.847	31.547	187	30.637	218	25.663	121	234	26	1:26.629	31.503	187	30.064	220	25.062	189	235

### 26 Schmidt, CHE / Green, GBR

theoretical besttime: 1:25.648

1	4:31.169	2:58.776	121	41.791	144	50.602	51		13	6:25.111	5:28.288	152	31.430	198	25.393	191	
2	2:38.608	1:33.588	156	36.575	167	28.445	190		14	1:27.041	31.567	187	30.440	218	25.034	192	235
3	1:27.768	32.141	185	30.428	217	25.199	191	234	15	2:15.257	32.268	185	38.938	132	1:04.051	52	235
4	1:26.774	31.763	187	30.055	<b>220</b>	24.956	<b>193</b>	236	16	2:34:47.214	2:33:42.575	116	37.356	188	27.283	189	
5	1:25.952	31.367	188	29.885	220	<b>24.700</b>	192	<b>236</b>	17	1:31.497	32.937	185	32.215	212	26.345	188	220
6	1:26.512	31.440	187	30.199	216	24.873	192	236	18	1:49.193	32.060	186	31.895	218	45.238	55	233
7	1:26.227	31.250	<b>188</b>	30.120	214	24.857	192	236	19	3:08.696	2:09.088	183	33.088	217	26.520	191	
8	<b>1:25.930</b>	31.326	188	<b>29.757</b>	219	24.847	192	235	20	1:27.559	31.726	185	30.590	217	25.243	190	233
9	1:25.959	31.404	188	29.816	218	24.739	191	236	21	1:26.982	31.466	186	30.466	218	25.050	189	234
10	1:26.048	31.342	187	29.896	218	24.810	191	236	22	1:26.183	31.254	186	30.043	219	24.886	190	234
11	1:45.614	31.310	188	30.069	217	44.235	55	236	23	1:26.082	31.234	186	30.048	219	24.800	191	235
12	2:23.331	1:08.270	187	30.768	218	44.293	55		24	1:48.382	<b>31.191</b>	<b>186</b>	31.178	217	46.013	55	236

### 28 van der Linde, ZAF / van der Linde, ZAF

theoretical besttime: 1:24.105

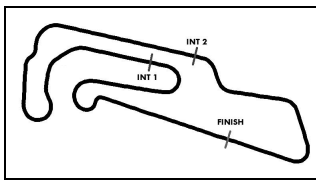
1	1:50.146	51.220	178	33.069	210	25.857	186		15	1:36.290	31.241	187	29.940	218	35.109	73	235
2	1:27.419	32.016	187	30.492	218	24.911	190	228	16	3:05.741	1:02.731	78	1:02.768	71	1:00.242	57	78
3	1:25.781	30.684	185	30.511	217	24.586	193	235	17	2:33:11.190	2:32:08.645	168	35.809	169	26.736	184	
4	<b>1:24.161</b>	30.641	189	<b>29.226</b>	219	24.294	<b>193</b>	236	18	1:30.517	32.075	185	33.076	214	25.366	189	225
5	1:24.199	<b>30.588</b>	189	29.320	216	<b>24.291</b>	191	236	19	1:27.059	31.470	189	30.648	219	24.941	191	233
6	1:27.598	30.649	188	32.075	217	24.874	190	234	20	1:27.353	31.159	189	30.912	219	25.282	190	235
7	1:24.333	30.595	<b>189</b>	29.418	218	24.320	192	235	21	1:25.802	31.062	188	30.006	218	24.734	191	235
8	1:45.182	31.496	139	31.183	217	42.503	58	236	22	1:30.421	31.530	187	30.975	144	27.916	191	236
9	4:21.120	3:26.550	186	29.886	216	24.684	192		23	1:25.474	31.011	186	29.910	219	24.553	192	235
10	1:25.237	30.927	188	29.512	219	24.798	191	235	24	1:27.106	31.044	186	30.006	219	26.056	192	<b>237</b>

ver: 2.0

[www.adac.de/motorsport](http://www.adac.de/motorsport)

Page 5/ 9 printed: 13.4.2018 15:38





# ADAC GT Masters

## Sector List Free Practice 1

Provisional



Motorsportarena Oschersleben, Length: 3667m

Air temperature: 19.67°C

Track temperature: 20.59°C

Weather condition: Wet

**DMSB** Reg. Nr.: DMSB 801/18

Friday, April 13, 2018 12:10:00

Lap	Time	SE1	SP1	SE2	SP2	SE3	SP3	TSP	Lap	Time	SE1	SP1	SE2	SP2	SE3	SP3	TSP
11	1:44.185	31.318	189	30.315	219	42.552	57	236	25	1:25.337	30.992	188	29.630	219	24.715	191	236
12	5:39.058	4:44.592	186	29.831	216	24.635	190		26	1:45.470	32.028	187	30.572	219	42.870	58	237
13	1:44.438	31.712	188	30.065	217	42.661	58	234	27	3:35.836	2:39.260	185	30.076	217	26.500	192	
14	3:00.440	2:03.051	163	32.342	217	25.047	191		28	1:25.788	31.216	187	29.866	220	24.706	191	236

### 29 Picariello, BEL / Mies, DEU

theoretical besttime: 1:24.068

1	1:58.511	54.258	128	37.731	184	26.522	188		16	1:26.996	31.604	186	30.331	218	25.061	191	234
2	1:28.271	31.939	183	30.811	215	25.521	194	231	17	2:16.704	31.536	187	39.279	72	1:05.889	58	235
3	1:31.776	30.856	187	29.515	221	31.405	191	237	18	2:35.28.162	2:34.28.074	178	33.690	213	26.398	188	
4	1:24.397	30.722	188	29.413	219	24.262	193	235	19	1:29.203	32.328	183	31.409	216	25.466	189	232
5	1:24.112	30.560	188	29.246	219	24.306	191	236	20	1:27.267	31.690	186	30.395	217	25.182	191	232
6	1:33.156	37.766	187	30.516	219	24.874	192	235	21	1:26.789	31.499	186	30.274	218	25.016	190	233
7	1:43.080	30.626	188	30.056	220	42.398	58	236	22	1:26.434	31.346	187	30.143	218	24.945	190	234
8	4:05.534	3:11.068	187	29.746	219	24.720	194		23	1:26.434	31.395	186	30.107	218	24.932	190	234
9	1:42.813	30.973	186	29.345	220	42.495	50	236	24	1:27.127	31.148	187	30.130	219	25.849	191	234
10	2:54.114	1:58.408	188	30.040	218	25.666	193		25	1:27.521	32.481	186	30.149	219	24.891	190	237
11	1:24.474	30.713	188	29.391	219	24.370	191	235	26	1:26.769	31.302	188	30.289	219	25.178	191	235
12	1:24.820	30.838	188	29.542	219	24.440	192	235	27	1:45.380	31.620	187	30.443	219	43.317	58	236
13	1:27.429	30.966	188	29.653	219	26.810	192	236	28	2:59.674	2:04.516	187	30.193	219	24.965	190	
14	1:42.621	31.023	187	29.792	218	41.806	58	235	29	1:26.040	31.274	187	29.926	219	24.840	190	235
15	3:16.646	2:20.081	184	31.227	217	25.338	189										

### 33 Salaquarda, CZE / Stippler, DEU

theoretical besttime: 1:24.623

1	2:50.881	1:46.305	169	36.174	210	28.402	173		16	1:25.740	31.141	188	29.884	219	24.715	191	237
2	1:36.409	35.893	177	34.104	179	26.412	191	175	17	2:17.441	30.897	188	41.657	77	1:04.887	58	238
3	1:27.183	31.631	190	30.435	216	25.117	192	234	18	2:34.39.815	2:33.14.333	178	36.657	164	48.825	57	
4	1:39.728	30.860	190	42.785	160	26.083	193	237	19	3:36.779	2:36.628	182	33.645	186	26.506	191	
5	1:25.489	30.775	191	29.983	221	24.731	193	237	20	1:27.753	31.917	188	30.648	220	25.188	192	235
6	1:24.662	30.713	190	29.574	221	24.375	193	239	21	1:26.581	31.280	189	30.183	220	25.118	192	236
7	1:24.842	30.924	190	29.582	221	24.336	194	238	22	1:27.858	31.121	189	30.433	220	26.304	193	237
8	1:29.588	30.725	186	30.793	184	28.070	192	237	23	1:28.264	31.307	188	31.288	218	25.669	192	237
9	1:25.269	30.829	190	29.853	220	24.587	194	236	24	1:26.686	31.308	189	30.433	219	24.945	191	237
10	1:25.119	30.769	190	29.624	221	24.726	188	237	25	1:27.832	31.290	189	30.616	221	25.926	193	237
11	1:45.122	31.446	190	30.285	219	43.391	58	235	26	1:26.650	31.375	189	30.316	221	24.959	192	238
12	6:53.138	5:57.742	188	30.427	219	24.969	192		27	1:26.083	31.154	189	30.019	220	24.910	192	237
13	1:25.699	31.031	189	29.942	220	24.726	190	236	28	1:45.306	31.925	188	30.579	219	42.802	58	237
14	1:26.072	31.303	188	29.967	219	24.802	193	236	29								
15	1:26.094	31.121	188	30.103	219	24.870	192	237									

### 35 Judek, DEU / Eriksson, SWE

theoretical besttime: 1:25.160

1	2:48.686	1:20.089	164	37.044	175	51.553	40		17	1:28.832	31.541	186	30.169	216	27.122	80	235
2	2:01.427	59.852	155	33.712	210	27.863	189		18	3:10.331	1:07.471	73	59.967	75	1:02.893	50	76
3	1:32.814	34.801	184	31.633	213	26.380	178	232	19	2:32.54.947	2:31.43.148	131	40.878	176	30.921	181	
4	1:31.946	36.476	186	30.445	216	25.025	191	161	20	1:41.629	38.110	177	34.564	212	28.955	186	201
5	1:25.809	31.002	188	29.979	218	24.828	193	234	21	1:33.876	34.267	181	32.381	216	27.228	187	229
6	1:25.376	30.897	188	29.953	219	24.526	191	235	22	1:32.854	33.772	183	31.831	218	27.251	188	230
7	1:28.597	31.680	157	31.838	214	25.079	192	234	23	1:30.663	33.056	183	31.565	215	26.042	188	232
8	1:25.461	30.956	187	29.808	216	24.697	191	234	24	1:31.003	32.914	181	31.661	215	26.428	187	231
9	1:43.955	31.153	187	29.737	217	43.065	57	234	25	1:31.557	32.636	183	32.273	213	26.648	188	231
10	5:57.562	5:01.396	184	30.962	216	25.204	190		26	1:31.947	33.256	182	32.630	217	26.061	187	231
11	1:26.116	31.134	187	30.000	215	24.982	189	232	27	1:30.032	32.553	183	31.273	215	26.206	188	231
12	1:26.048	31.172	186	29.950	216	24.926	189	232	28	1:30.439	32.895	182	31.472	216	26.072	188	230
13	1:26.452	31.261	185	30.117	215	25.074	189	233	29	1:29.480	32.333	183	31.184	216	25.963	188	231
14	1:26.587	31.380	186	30.087	216	25.120	189	232	30	1:30.451	32.554	184	31.455	216	26.442	186	231
15	1:26.738	31.465	186	30.193	215	25.080	186	232	31	1:30.493	32.737	184	31.303	217	26.453	187	232
16	1:27.286	31.611	186	30.250	216	25.425	190	232									

### 42 Jensen, DEN / Scheider, DEU

theoretical besttime: 1:24.738

1	8:27.028	7:22.282	147	37.132	167	27.614	189		14	2:34.55.807	2:33.54.973	182	33.368	214	27.466	188	
2	1:36.952	35.924	169	32.428	184	28.600	176	226	15	1:49.669	33.176	183	32.553	185	43.940	59	231
3	1:32.638	34.371	145	33.128	209	25.139	195	187	16	3:06.761	2:08.693	175	32.151	218	25.917	191	
4	1:25.284	30.925	190	29.633	220	24.726	193	237	17	1:27.613	31.830	188	30.451	220	25.332	191	233
5	1:24.896	30.799	188	29.491	220	24.606	193	237	18	1:27.824	31.783	189	30.594	220	25.447	192	235

ver: 2.0

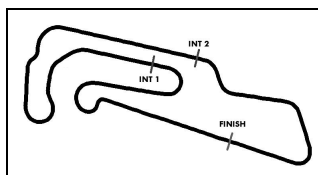
www.adac.de/motorsport

Page 6/9 printed: 13.4.2018 15:38



Premium-Serienpartner





# ADAC GT Masters

## Sector List Free Practice 1



Provisional

Motorsportarena Oschersleben, Length: 3667m

Air temperature: 19.67°C

Track temperature: 20.59°C

Weather condition: Wet

**DMSB** Reg. Nr.: DMSB 801/18

Friday, April 13, 2018 12:10:00

Lap	Time	SE1	SP1	SE2	SP2	SE3	SP3	TSP	Lap	Time	SE1	SP1	SE2	SP2	SE3	SP3	TSP
6	1:24.765	30.826	189	29.473	221	24.466	192	237	19	1:26.410	31.292	186	30.179	220	24.939	192	235
7	1:24.975	30.883	189	29.518	220	24.574	194	237	20	1:26.003	31.332	187	29.866	220	24.805	192	236
8	1:44.622	31.655	186	30.467	217	42.500	59	238	21	1:25.844	31.075	188	29.914	220	24.855	192	236
9	3:58.458	3:02.504	186	30.777	219	25.177	194		22	1:29.088	31.112	189	29.931	221	28.045	193	236
10	1:25.851	31.230	187	29.834	220	24.787	193	237	23	1:26.027	31.247	186	29.875	222	24.905	189	236
11	1:25.727	31.128	189	29.776	220	24.823	194	236	24	1:25.952	31.307	187	29.935	221	24.710	191	235
12	1:43.291	31.249	189	30.110	219	41.932	59	237	25	1:43.745	31.289	188	30.414	221	42.042	59	236
13	4:29.855	3:08.062	142	32.512	216	49.281	59										

### 43 Marschall, DEU / Bouveng, SWE

theoretical besttime: 1:25.446

1	8:17.680	7:08.665	158	38.293	146	30.722	186		14	2:34:20.082	2:33:14.937	166	36.528	191	28.617	191	
2	1:35.532	35.160	137	33.429	215	26.943	192	217	15	1:30.813	33.181	187	31.695	221	25.937	191	227
3	1:54.691	35.079	181	34.218	189	45.394	59	216	16	1:28.076	31.774	184	30.813	219	25.489	191	234
4	4:33.750	3:31.290	164	35.014	162	27.446	192		17	1:26.879	31.446	190	30.388	219	25.045	191	234
5	1:34.932	33.006	149	33.672	163	28.254	194	235	18	1:27.016	31.670	187	30.333	218	25.013	192	235
6	1:27.148	31.641	189	30.020	220	25.487	194	237	19	1:44.461	31.453	188	30.451	219	42.557	59	235
7	1:28.243	31.815	190	30.696	190	25.732	191	238	20	2:43.220	1:46.779	186	30.936	220	25.505	193	
8	1:25.704	31.109	190	29.752	220	24.843	192	235	21	1:27.471	31.716	188	30.409	219	25.346	193	236
9	1:25.483	31.139	190	29.741	220	24.603	195	237	22	1:27.602	31.824	186	30.432	220	25.346	193	236
10	1:26.319	31.102	189	29.970	219	25.247	183	238	23	1:28.262	31.635	188	31.097	220	25.530	193	236
11	1:47.268	32.188	187	31.345	156	43.735	59	233	24	1:27.115	31.546	188	30.298	219	25.271	193	236
12	3:27.293	2:31.804	188	30.262	218	25.227	193		25	1:27.924	32.236	188	30.497	221	25.191	192	237
13	2:16.726	31.566	188	37.139	67	1:08.021	59	236	26	1:26.539	31.503	187	30.042	223	24.994	192	237

### 47 Pommer, DEU / Götz, DEU

theoretical besttime: 1:23.929

1	3:54.727	2:52.707	143	34.502	196	27.518	187		14	1:26.076	31.194	189	29.971	219	24.911	191	234
2	1:30.584	32.888	183	31.469	215	26.227	186	227	15	1:25.892	31.272	189	29.856	219	24.764	192	234
3	1:27.441	32.297	189	30.087	216	25.057	192	228	16	1:25.658	31.078	188	29.816	218	24.764	193	234
4	1:28.388	31.297	187	32.187	203	24.904	193	234	17	1:42.647	30.978	188	29.769	219	41.900	59	235
5	1:24.495	31.063	187	29.204	219	24.228	193	234	18	2:36:16.818	2:35:08.736	166	37.241	182	30.841	182	
6	1:24.085	30.497	190	29.290	219	24.298	193	235	19	1:42.713	38.243	177	35.058	206	29.412	178	171
7	1:24.521	30.631	188	29.472	219	24.418	193	235	20	1:37.842	35.119	182	34.615	182	28.108	185	204
8	1:41.480	30.663	190	29.306	219	41.511	59	234	21	1:53.100	33.922	181	33.751	187	45.427	60	226
9	5:07.619	4:00.420	186	37.942	77	29.257	191		22	5:41.835	4:38.367	179	35.611	156	27.857	189	
10	1:26.592	31.541	187	30.133	219	24.918	192	233	23	1:29.002	32.497	186	30.998	216	25.507	190	227
11	1:26.079	31.195	187	29.971	217	24.913	192	233	24	1:44.076	31.652	185	30.454	218	41.970	59	232
12	1:26.022	31.169	187	30.076	218	24.777	193	234	25	2:37.994	1:42.194	187	30.377	219	25.423	190	
13	1:25.530	31.099	187	29.717	219	24.714	192	235	26	1:30.285	31.671	188	31.709	148	26.905	189	232

### 48 Dontje, NLD / Buhk, DEU

theoretical besttime: 1:24.433

1	3:30.696	2:26.140	125	37.309	190	27.247	189		17	1:26.015	31.358	187	29.906	218	24.751	193	234
2	1:33.062	31.997	188	33.573	168	27.492	175	230	18	1:26.294	31.388	186	30.184	217	24.722	193	234
3	1:29.855	32.152	187	30.982	200	26.721	193	226	19	1:25.930	31.242	188	29.953	217	24.735	192	234
4	1:24.986	30.808	188	29.455	219	24.723	193	235	20	2:39.288	43.496	79	58.062	79	57.730	59	234
5	1:30.315	30.691	189	30.851	156	28.773	194	235	21	2:34:02.641	2:33:00.104	173	34.751	210	27.786	186	
6	1:24.577	30.585	190	29.482	219	24.510	192	235	22	1:50.661	33.620	182	33.791	212	43.250	60	227
7	1:24.638	30.655	188	29.398	219	24.585	193	234	23	3:43.530	2:42.501	173	33.929	198	27.100	189	
8	1:24.515	30.587	189	29.464	220	24.464	194	235	24	1:30.619	33.316	181	31.312	216	25.991	191	230
9	1:24.671	30.763	188	29.458	220	24.450	193	236	25	1:26.781	31.256	187	30.231	219	25.294	191	233
10	1:24.643	30.611	189	29.514	220	24.518	192	235	26	1:26.159	31.139	188	30.182	218	24.838	192	233
11	1:25.495	30.882	189	29.712	221	24.901	192	235	27	1:26.322	31.348	189	30.074	219	24.900	191	233
12	1:43.749	31.135	190	30.202	220	42.412	59	236	28	1:26.295	31.270	188	30.079	219	24.946	193	233
13	2:50.540	1:52.840	173	32.327	217	25.373	192		29	1:26.653	31.332	188	30.242	219	25.079	192	234
14	1:27.088	31.782	187	30.202	217	25.104	192	234	30	1:26.647	31.398	188	30.226	219	25.023	192	234
15	1:26.576	31.437	188	30.288	218	24.851	192	234	31	1:26.396	31.361	188	30.028	220	25.007	191	234
16	1:26.176	31.299	187	30.154	218	24.723	192	234	32	1:47.741	32.647	188	31.831	208	43.263	60	235

### 50 Geipel, DEU / Frey, CHE

theoretical besttime: 1:25.120

1	2:09.076	1:03.806	176	34.498	208	30.772	189		16	1:27.609	31.430	187	30.790	188	25.389	192	236
2	1:28.575	32.536	188	30.892	217	25.147	194	233	17	1:26.619	31.373	188	30.086	219	25.160	188	237
3	1:31.973	31.221	189	33.361	212	27.391	192	240	18	2:29.582	32.594	155	57.517	78	59.471	57	235
4	1:25.120	31.033	190	29.664	219	24.423	192	237	19	2:34:00.235	2:32:54.149	160	37.539	177	28.547	185	
5	1:46.609	32.113	182	30.367	218	44.129	58	238	20	1:31.815	34.054	181	31.817	216	25.944	190	222

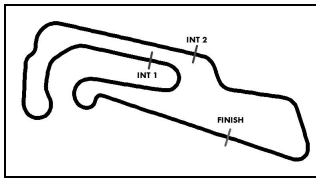
ver: 2.0

www.adac.de/motorsport

Page 7 / 9 printed: 13.4.2018 15:38







# ADAC GT Masters

## Sector List Free Practice 1



Provisional

Motorsportarena Oschersleben, Length: 3667m

Air temperature: 19.67°C

Track temperature: 20.59°C

Weather condition: Wet

**DMSB** Reg. Nr.: DMSB 801/18

Friday, April 13, 2018 12:10:00

Lap	Time	SE1	SP1	SE2	SP2	SE3	SP3	TSP	Lap	Time	SE1	SP1	SE2	SP2	SE3	SP3	TSP
6	3:41.523	2:45.488	179	30.891	216	25.144	192		21	1:29.326	33.280	187	30.714	218	25.332	190	234
7	1:26.337	31.429	188	30.016	218	24.892	191	235	22	1:28.263	31.982	186	30.947	217	25.334	190	234
8	1:25.824	31.128	189	29.940	219	24.756	192	235	23	1:28.026	32.007	185	30.552	218	25.467	189	234
9	1:46.567	31.681	188	31.075	219	43.811	57	236	24	1:27.427	31.795	189	30.486	218	25.146	190	234
10	3:59.980	2:58.758	175	35.373	189	25.849	192		25	1:26.771	31.637	189	30.149	218	24.985	190	234
11	1:26.719	31.518	188	30.158	219	25.043	192	235	26	1:45.303	31.846	188	30.448	217	43.009	58	234
12	1:26.459	31.508	188	30.149	218	24.802	192	236	27	3:44.246	2:48.802	187	30.397	218	25.047	190	
13	1:25.865	31.327	188	29.870	218	24.668	192	235	28	1:26.675	31.477	189	30.258	218	24.940	190	234
14	1:26.203	31.374	188	29.949	219	24.880	193	236	29	1:26.811	31.490	189	30.240	219	25.081	190	235
15	1:26.188	31.455	188	29.941	219	24.792	192	236	30	1:27.950	31.646	189	30.581	219	25.723	190	235

### 53 Beretta, ITA / Vainio, FIN

theoretical besttime: 1:25.671

1	2:25.126	56.307	153	39.798	174	49.021	57		14	1:28.481	31.997	185	30.893	215	25.591	190	233
2	2:22.353	59.767	169	37.083	180	45.503	57		15	1:52.832	31.587	186	30.718	213	50.527	57	233
3	6:03.596	5:00.625	170	36.554	177	26.417	183		16	2:38:08.145	2:37:01.414	143	37.392	168	29.339	180	
4	1:29.928	33.357	145	30.904	215	25.667	190	212	17	1:37.757	37.361	178	33.541	201	26.855	188	174
5	1:26.503	31.491	185	30.016	216	24.996	190	232	18	1:29.829	32.614	184	30.961	214	26.254	189	232
6	1:26.149	31.130	186	30.049	217	24.970	189	233	19	1:29.507	32.447	184	31.341	214	25.719	188	231
7	1:26.016	31.166	186	29.938	217	24.912	190	233	20	1:28.792	31.950	186	31.060	215	25.782	188	231
8	<b>1:25.716</b>	<b>31.027</b>	187	<b>29.789</b>	<b>218</b>	24.900	189	233	21	1:27.827	31.759	186	30.677	216	25.391	189	232
9	1:26.440	31.280	186	30.269	216	24.891	<b>190</b>	234	22	1:26.906	31.410	187	30.277	216	25.219	190	232
10	1:25.971	31.128	185	29.958	217	24.885	190	<b>234</b>	23	1:27.264	31.476	187	30.376	216	25.412	188	233
11	1:25.951	31.069	186	30.027	217	<b>24.855</b>	190	233	24	1:47.911	32.254	185	32.002	216	43.655	57	234
12	1:44.922	31.303	185	30.327	216	43.292	57	233	25	3:15.287	1:59.470	183	32.085	216	43.732	57	
13	4:29.060	3:30.068	174	32.669	213	26.323	190										

### 63 Bortolotti, ITA / Caldarelli, ITA

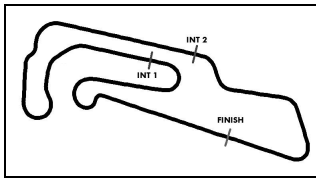
theoretical besttime: 1:23.694

1	9:11.251	8:10.110	178	33.898	190	27.243	193		15	2:39.222	41.865	103	59.241	79	58.116	58	163
2	1:27.393	31.847	186	30.292	218	25.254	194	234	16	2:33:29.431	2:32:20.022	162	38.663	169	30.746	180	
3	1:28.826	31.043	180	29.722	219	28.061	<b>196</b>	237	17	1:43.739	36.962	177	36.505	201	30.272	184	180
4	1:24.347	<b>30.379</b>	189	29.731	219	24.237	195	237	18	2:06.183	40.916	149	38.584	164	46.683	60	186
5	<b>1:23.911</b>	30.417	189	<b>29.173</b>	220	24.321	195	237	19	3:15.374	2:15.457	181	33.595	213	26.322	188	
6	1:28.148	30.708	187	31.034	219	26.406	195	<b>239</b>	20	1:27.908	32.046	187	30.818	218	25.044	192	234
7	1:24.424	30.638	188	29.412	218	24.374	195	237	21	1:27.995	31.354	186	31.659	220	24.982	192	232
8	1:24.058	30.581	<b>191</b>	29.335	220	<b>24.142</b>	193	237	22	1:27.035	31.104	188	29.881	193	26.050	192	233
9	1:26.255	30.575	187	30.384	218	25.296	195	237	23	1:25.808	31.147	189	29.761	220	24.900	192	235
10	1:24.606	30.795	190	29.441	220	24.370	193	236	24	1:28.423	31.319	188	32.359	220	24.745	191	237
11	1:42.681	30.760	188	30.037	219	41.884	59	236	25	1:29.794	31.108	188	29.987	221	28.699	193	235
12	4:41.109	3:43.996	184	31.793	216	25.320	192		26	1:25.801	31.219	188	29.887	219	24.695	193	238
13	1:26.928	31.580	187	30.313	219	25.035	192	236	27	1:26.086	31.132	188	30.217	221	24.737	191	235
14	1:25.941	31.160	188	29.993	219	24.788	193	235									

### 69 Slooten, NLD / Luhr, DEU

theoretical besttime: 1:24.877

1	3:44.550	2:20.905	176	38.007	167	45.638	58		15	1:25.963	31.066	190	30.088	218	24.809	192	234
2	1:53.733	54.932	186	32.451	206	26.350	192		16	1:44.088	31.232	188	30.851	217	42.005	59	235
3	1:26.987	31.517	190	30.119	218	25.351	192	235	17	2:40:59.167	2:39:56.585	149	35.250	180	27.332	188	
4	<b>1:24.998</b>	<b>30.709</b>	191	<b>29.655</b>	<b>220</b>	24.634	<b>193</b>	236	18	1:30.899	32.581	187	32.389	215	25.929	190	223
5	1:27.313	30.853	191	31.181	214	25.279	192	<b>237</b>	19	1:27.569	31.597	188	30.562	218	25.410	190	233
6	1:25.155	30.715	<b>191</b>	29.927	219	<b>24.513</b>	193	235	20	1:28.240	32.314	188	30.464	219	25.462	192	233
7	1:43.464	30.749	190	30.467	218	42.248	59	236	21	1:27.409	31.396	188	30.762	218	25.251	191	235
8	4:55.917	3:57.481	187	30.660	218	27.776	192		22	1:29.312	32.296	166	31.288	219	25.728	190	235
9	1:26.159	31.128	190	30.091	217	24.940	191	235	23	1:27.676	31.540	189	30.724	219	25.412	190	234
10	1:25.908	31.263	190	29.948	218	24.697	192	234	24	1:27.446	31.587	188	30.544	219	25.315	191	234
11	1:25.878	30.998	190	29.978	219	24.902	192	235	25	1:27.156	31.442	189	30.446	219	25.268	192	234
12	1:25.849	31.040	190	30.025	218	24.784	193	235	26	1:26.801	31.426	189	30.257	219	25.118	191	235
13	1:26.357	31.041	189	30.176	218	25.140	191	236	27	1:26.909	31.386	189	30.287	220	25.236	192	234
14	1:26.194	31.161	190	30.142	218	24.891	192	235									



# ADAC GT Masters

## Sector List Free Practice 1



Provisional

Motorsportarena Oschersleben, Length: 3667m

Air temperature: 19.67°C

Track temperature: 20.59°C

Weather condition: Wet

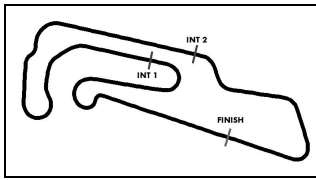
**DMSB** Reg. Nr.: DMSB 801/18

Friday, April 13, 2018 12:10:00

Lap	Time	SE1	SP1	SE2	SP2	SE3	SP3	TSP	Lap	Time	SE1	SP1	SE2	SP2	SE3	SP3	TSP
<b>82 Ineichen, CHE / Engelhart, DEU</b>									<b>theoretical besttime: 1:24.113</b>								
1	8:46.618	7:42.727	161	36.067	186	27.824	187		8	1:26.538	30.718	189	29.840	219	25.980	196	<b>240</b>
2	1:27.358	31.883	188	30.221	220	25.254	194	232	9	1:24.553	30.788	188	29.361	220	<b>24.404</b>	<b>193</b>	239
3	1:25.099	30.850	190	29.738	221	24.511	194	237	10	<b>1:24.490</b>	30.661	190	29.329	218	24.500	194	237
4	1:27.280	30.510	190	<b>29.228</b>	<b>223</b>	27.542	196	238	11	1:42.136	30.750	190	29.690	219	41.696	59	238
5	1:25.207	<b>30.481</b>	191	30.051	220	24.675	195	238	12	7:18.929	6:23.438	182	30.426	218	25.065	195	
6	1:27.225	30.604	<b>192</b>	29.979	221	26.642	195	238	13								238
7	1:24.643	30.732	190	29.391	220	24.520	195	238									

Lap	Time	SE1	SP1	SE2	SP2	SE3	SP3	TSP	Lap	Time	SE1	SP1	SE2	SP2	SE3	SP3	TSP
<b>84 Assenheimer, DEU / Schmid, DEU</b>									<b>theoretical besttime: 1:24.558</b>								
1	3:18.135	2:14.644	176	34.891	188	28.600	192		17	1:25.949	31.142	189	29.924	219	24.883	193	236
2	1:31.236	33.172	182	32.067	217	25.997	192	223	18	1:26.110	31.180	189	30.112	218	24.818	193	236
3	1:26.584	31.379	188	30.015	218	25.190	193	234	19	1:25.555	31.044	187	29.778	218	24.733	192	235
4	1:25.400	30.909	188	29.684	219	24.807	193	234	20	2:28.793	33.339	132	57.263	79	58.191	59	234
5	1:25.651	30.738	189	29.908	<b>220</b>	25.005	192	234	21	2:33:59.145	2:32:54.455	171	36.294	199	28.396	184	
6	1:24.888	30.966	<b>189</b>	<b>29.441</b>	219	24.481	192	235	22	1:36.297	34.576	181	33.514	213	28.207	187	206
7	1:24.846	<b>30.673</b>	189	29.619	219	24.554	192	234	23	1:52.442	34.442	183	33.439	202	44.561	60	226
8	<b>1:24.731</b>	30.761	189	29.526	219	<b>24.444</b>	<b>193</b>	234	24	3:33.873	2:31.837	182	34.885	203	27.151	189	
9	1:24.923	30.796	188	29.645	219	24.482	192	<b>236</b>	25	1:29.320	32.871	186	30.729	218	25.720	191	225
10	1:43.373	31.007	189	29.785	219	42.581	59	235	26	1:26.660	31.364	187	30.200	217	25.096	191	234
11	2:47.663	1:52.029	188	30.419	218	25.215	191		27	1:26.623	31.553	188	30.089	218	24.981	192	234
12	1:26.281	31.048	188	30.050	219	25.183	192	233	28	1:26.541	31.269	187	30.202	219	25.070	191	233
13	1:26.393	31.549	187	30.070	218	24.774	193	234	29	1:26.258	31.275	189	29.949	219	25.034	192	234
14	1:25.756	31.128	188	29.834	219	24.794	193	235	30	1:27.383	31.092	188	30.178	217	26.113	192	234
15	1:25.936	31.056	188	30.003	219	24.877	193	235	31	1:31.676	32.458	188	33.347	151	25.871	192	234
16	1:26.001	31.268	188	30.010	219	24.723	193	236	32	1:45.845	31.445	189	31.219	218	43.181	60	235

Lap	Time	SE1	SP1	SE2	SP2	SE3	SP3	TSP	Lap	Time	SE1	SP1	SE2	SP2	SE3	SP3	TSP
<b>99 Renauer, DEU / Jaminet, FRA</b>									<b>theoretical besttime: 1:24.721</b>								
1	3:09.704	2:00.976	171	38.413	171	30.315	188		10	1:42.821	<b>30.743</b>	<b>191</b>	29.935	218	42.143	58	<b>237</b>
2	1:54.754	36.250	183	33.857	164	44.647	58	183	11	2:49:56.801	2:48:49.278	166	38.797	105	28.726	189	
3	4:26.684	3:19.983	107	39.834	212	26.867	192		12	1:37.290	36.622	176	33.482	152	27.186	190	170
4	1:27.297	31.523	189	29.676	<b>219</b>	26.098	193	234	13	1:32.344	33.501	187	31.437	190	27.406	192	171
5	1:25.178	30.980	190	29.462	219	24.736	<b>194</b>	235	14	1:33.228	33.513	135	33.292	196	26.423	190	235
6	<b>1:24.730</b>	30.752	190	<b>29.438</b>	218	<b>24.540</b>	194	236	15	1:27.451	31.619	188	30.184	219	25.648	192	210
7	1:28.045	30.899	190	29.737	219	27.409	194	236	16	1:45.439	31.289	188	30.458	219	43.692	58	235
8	1:27.266	32.771	190	29.809	218	24.686	192	236	17	4:16.418	3:01.011	185	30.858	219	44.549	58	
9	1:25.066	30.865	<b>191</b>	29.523	219	24.678	194	235	18	2:04.064	51.027	188	30.317	218	42.720	58	



# ADAC GT Masters

## Top speed list Free Practice 1



Provisional

Motorsportarena Oschersleben, Length: 3667m

Air temperature: 19.67°C

Track temperature: 20.59°C

Weather condition: Wet

**DMSB** Reg. Nr.: DMSB 801/18

Friday, April 13, 2018 12:10:00

#	Name (NAT)	Team	Car name	Speed	Lap	Race time
13	Sven Barth (DEU)	RWT Racing (AUT)	Corvette C7 GT3	243.24	6	8:27.009
9	Giorgio Maggi (CHE)	Honda Team Schubert Motorsport (DEU)	Honda NSX GT3	242.15	10	19:23.364
1	Daniel Keilwitz (DEU)	Callaway Competition (DEU)	Corvette C7 GT3	240.53	4	6:04.560
82	Christian Engelhart (DEU)	GRT Grasser-Racing-Team (AUT)	Lamborghini Huracan GT3	240.53	8	17:28.383
50	Rahel Frey (CHE)	YACO Racing (DEU)	Audi R8 LMS	240.00	3	3:42.592
33	Frank Stippler (DEU)	Team ISR (CZE)	Audi R8 LMS	239.46	6	9:04.640
63	Mirko Bortolotti (ITA)	ORANGE1 by GRT Grasser (AUT)	Lamborghini Huracan GT3	239.46	6	15:00.669
6	Oscar Tunjo (COL)	Phoenix Racing (DEU)	Audi R8 LMS	239.46	22	46:11.544
5	Philip Ellis (GBR)	Phoenix Racing (DEU)	Audi R8 LMS	239.46	27	47:54.590
12	Dries Vanthoor (BEL)	EFP by TECE (DEU)	Audi R8 LMS	238.93	4	5:06.466
43	Victor Bouveng (SWE)	BMW Team Schnitzer (DEU)	BMW M6 GT3	238.93	7	19:28.678
42	Timo Scheider (DEU)	BMW Team Schnitzer (DEU)	BMW M6 GT3	238.41	8	17:21.495
14	Jens Klingmann (DEU)	MRS GT-Racing (DEU)	BMW M6 GT3	238.41	27	50:53.417
7	Luca Ludwig (DEU)	HB Racing (AUT)	Ferrari 488 GT3	237.88	3	3:29.810
25	Christopher Haase (DEU)	BWT Mücke Motorsport (DEU)	Audi R8 LMS	237.88	4	5:41.529
19	Franck Perera (FRA)	GRT Grasser-Racing-Team (AUT)	Lamborghini Huracan GT3	237.88	5	13:38.589
99	Robert Renauer (DEU)	Precote Herberth Motorsport (DEU)	Porsche 911 GT3 R	237.88	10	18:13.676
29	Christopher Mies (DEU)	Montaplast by Land-Motorsport (DEU)	Audi R8 LMS	237.36	3	3:31.760
11	Pierre Kaffer (DEU)	EFP by TECE (DEU)	Audi R8 LMS	237.36	4	5:07.264
3	Nikolaj Rogivue (CHE)	Aust Motorsport (DEU)	Audi R8 LMS	237.36	4	7:18.575
69	Lucas Luhr (DEU)	IronForce by RING POLICE (DEU)	Porsche 911 GT3 R	237.36	5	8:35.239
24	Markus Winkelhock (DEU)	BWT Mücke Motorsport (DEU)	Audi R8 LMS	237.36	7	9:37.134
20	Nicolai Sylvest (DNK)	Team ZAKSPEED BKK Mobil Oil Racing (DEU)	Mercedes-AMG GT3	237.36	10	24:58.020
28	Sheldon van der Linde (ZAF)	Montaplast by Land-Motorsport (DEU)	Audi R8 LMS	237.36	24	43:04.070
18	Klaus Bachler (AUT)	KÜS TEAM75 Bernhard (DEU)	Porsche 911 GT3 R	236.84	4	6:24.361
26	Jamie Green (GBR)	BWT Mücke Motorsport (DEU)	Audi R8 LMS	236.84	5	10:09.304
17	Timo Bernhard (DEU)	KÜS TEAM75 Bernhard (DEU)	Porsche 911 GT3 R	236.84	6	10:22.567
84	Clemens Schmid (DEU)	AutoArenA Motorsport (DEU)	Mercedes-AMG GT3	236.32	9	13:26.456
48	Indy Dontje (NLD)	MAN-FILTER Team HTP Motorsport (DEU)	Mercedes-AMG GT3	236.32	9	13:47.615
21	Sebastian Asch (DEU)	Team ZAKSPEED BKK Mobil Oil Racing (DEU)	Mercedes-AMG GT3	235.80	12	29:17.250
47	Markus Pommer (DEU)	MAN-FILTER Team HTP Motorsport (DEU)	Mercedes-AMG GT3	235.80	17	29:30.175
8	Lance David Arnold (DEU)	Car Collection Motorsport (DEU)	Mercedes-AMG GT3	235.29	4	5:08.052
35	Jimmy Eriksson (SWE)	Team Rosberg (DEU)	Lamborghini Huracan GT3	235.29	6	9:25.701
4	Maximilian Hackländer (DEU)	Aust Motorsport (DEU)	Audi R8 LMS	235.29	4	16:08.238
53	Michele Beretta (ITA)	Team Rosberg (DEU)	Lamborghini Huracan GT3	234.78	10	19:36.860