

ADAC Formel 4

Result List Free Practice 2



Provisional

DMSB Reg. Nr.: DMSB 830/18



Motorsportarena Oschersleben, Length: 3667m
 Air temperature: 16.27°C
 Track temperature: 16.08°C
 Weather condition: Wet

Friday, April 13, 2018 10:15:00

started : 21 classified : 21 not classified : 0

Nr.	Drivers	Team	Lap	Best Time	Gap	Diff	Kph	Day Time
Cl.	Car	Competitor						
1	44 L.Zendeli(DEU) ADAC Formel 4 powered by Abarth	(T) US Racing - CHRS(DEU) US Racing - CHRS	13	1:24.068			157.0	10:42:33
2	28 M.Wishofer(AUT) ADAC Formel 4 powered by Abarth	(T) US Racing - CHRS(DEU) US Racing - CHRS	13	1:24.140	0.072	0.072	156.8	10:42:31
3	30 L.Lawson(NLD) ADAC Formel 4 powered by Abarth	(T) Van Amersfoort Racing(NLD) Van Amersfoort Racing	13	1:24.644	0.576	0.504	155.9	10:43:03
4	27 D.Schumacher(DEU) R ADAC Formel 4 powered by Abarth	US Racing - CHRS(DEU) US Racing - CHRS	5	1:24.743	0.675	0.099	155.7	10:22:45
5	2 F.Vesti(DNK) ADAC Formel 4 powered by Abarth	(T) Van Amersfoort Racing(NLD) Van Amersfoort Racing	9	1:24.822	0.754	0.079	155.6	10:35:58
6	21 C.Weerts(BEL) ADAC Formel 4 powered by Abarth	Van Amersfoort Racing(NLD) Van Amersfoort Racing	6	1:24.866	0.798	0.044	155.5	10:25:33
7	74 E.Fittipaldi(ITA) ADAC Formel 4 powered by Abarth	(T) Prema Powerteam SRL(ITA) Prema Powerteam SRL	12	1:24.912	0.844	0.046	155.4	10:43:10
8	80 A.Estner(DEU) ADAC Formel 4 powered by Abarth	(T) Neuhauser Racing Team(AUT) Neuhauser Racing Team	5	1:25.019	0.951	0.107	155.2	10:23:40
9	14 L.Lorandi(ITA) ADAC Formel 4 powered by Abarth	(T) KDC Racing(ESP) KDC Racing	6	1:25.068	1.000	0.049	155.1	10:25:45
10	64 O.Caldwell(GBR) ADAC Formel 4 powered by Abarth	(T) Prema Powerteam SRL(ITA) Prema Powerteam SRL	5	1:25.433	1.365	0.365	154.5	10:24:45
11	10 K.Lappalainen(FIN) ADAC Formel 4 powered by Abarth	KIC Driving Academy(FIN) KIC Driving Academy	6	1:25.510	1.442	0.077	154.3	10:24:34
12	4 N.Krütten(DEU) R ADAC Formel 4 powered by Abarth	(T) ADAC Berlin-Brandenburg e.V.(DEU) ADAC Berlin-Brandenburg e.V.	6	1:25.765	1.697	0.255	153.9	10:24:42
13	26 L.Köhler(DEU) R ADAC Formel 4 powered by Abarth	(T) ADAC Berlin-Brandenburg e.V.(DEU) ADAC Berlin-Brandenburg e.V.	6	1:25.880	1.812	0.115	153.7	10:25:01
14	5 G.Petecof(ITA) R ADAC Formel 4 powered by Abarth	Prema Powerteam SRL(ITA) Prema Powerteam SRL	12	1:25.885	1.817	0.005	153.7	10:42:41
15	6 I.Cohen(ISR) R ADAC Formel 4 powered by Abarth	(T) ADAC Berlin-Brandenburg e.V.(DEU) ADAC Berlin-Brandenburg e.V.	13	1:25.928	1.860	0.043	153.6	10:42:39
16	23 J.Alders(NLD) R ADAC Formel 4 powered by Abarth	Van Amersfoort Racing(NLD) Van Amersfoort Racing	9	1:26.015	1.947	0.087	153.4	10:35:50
17	22 L.Roy(DEU) ADAC Formel 4 powered by Abarth	Van Amersfoort Racing(NLD) Van Amersfoort Racing	6	1:26.021	1.953	0.006	153.4	10:24:23
18	13 A.Di Comberti(GBR) ADAC Formel 4 powered by Abarth	(T) KDC Racing(ESP) KDC Racing	6	1:26.268	2.200	0.247	153.0	10:24:24
19	95 T.Beckhäuser(CZE) ADAC Formel 4 powered by Abarth	US Racing - CHRS(DEU) US Racing - CHRS	6	1:26.291	2.223	0.023	152.9	10:24:47
20	81 S.Estner(DEU) R ADAC Formel 4 powered by Abarth	(T) Neuhauser Racing Team(AUT) Neuhauser Racing Team	13	1:26.782	2.714	0.491	152.1	10:42:59
21	69 J.Salmenautio(FIN) ADAC Formel 4 powered by Abarth	(T) KIC Driving Academy(FIN) KIC Driving Academy	6	1:27.701	3.633	0.919	150.5	10:25:24

T = nominated for the Team Classification

Subject to final scrutineering!

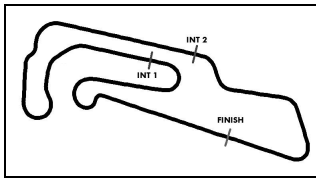
Publication time:	Clerk of the Course: Ralph Bohnhorst	Timekeeper: Steffen Ruhl
-------------------	--------------------------------------	--------------------------

ver: 1.0

www.adac.de/motorsport

Page 1/ 1 printed: 13.4.2018 10:45





ADAC Formel 4

Class Result List Free Practice 2



Provisional

DMSB Reg. Nr.: DMSB 830/18

Friday, April 13, 2018 10:15:00



Motorsportarena Oschersleben, Length: 3667m
Air temperature: 16.27°C
Track temperature: 16.14°C
Weather condition: Wet

started : 21 classified : 21 not classified : 0

Nr. Drivers Car	Team Competitor	Lap	Best Time	Gap	Diff	Kph	Day Time
--------------------	--------------------	-----	-----------	-----	------	-----	----------

CLASS: Rookie

Started: 7	Classified: 7	Not Classified: 0
1 27 D.Schumacher(DEU) ADAC Formel 4 powered by Abarth		US Racing - CHR(S)DEU) US Racing - CHR(S)
2 4 N.Krütten(DEU) ADAC Formel 4 powered by Abarth		ADAC Berlin-Brandenburg e.V.(DEU) ADAC Berlin-Brandenburg e.V.
3 26 L.Köhler(DEU) ADAC Formel 4 powered by Abarth		ADAC Berlin-Brandenburg e.V.(DEU) ADAC Berlin-Brandenburg e.V.
4 5 G.Petecof(ITA) ADAC Formel 4 powered by Abarth		Prema Powerteam SRL(ITA) Prema Powerteam SRL
5 6 I.Cohen(ISR) ADAC Formel 4 powered by Abarth		ADAC Berlin-Brandenburg e.V.(DEU) ADAC Berlin-Brandenburg e.V.
6 23 J.Alders(NLD) ADAC Formel 4 powered by Abarth		Van Amersfoort Racing(NLD) Van Amersfoort Racing
7 81 S.Estner(DEU) ADAC Formel 4 powered by Abarth		Neuhauser Racing Team(AUT) Neuhauser Racing Team

T = nominated for the Team Classification

Subject to final scrutineering!

Publication time:	Clerk of the Course: Ralph Bohnhorst	Timekeeper: Steffen Ruhl
-------------------	--------------------------------------	--------------------------

ver: 1.0

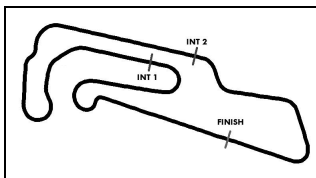
www.adac.de/motorsport

Page 1/ 1 printed: 13.4.2018 10:45



Premium-Serienpartner





ADAC Formel 4

Sector List Free Practice 2



Provisional

DMSB Reg. Nr.: DMSB 830/18



Motorsportarena Oschersleben, Length: 3667m

Air temperature: 16.27°C

Track temperature: 16.14°C

Weather condition: Wet

Friday, April 13, 2018 10:15:00

Lap	Time	SE1	SP1	SE2	SP2	SE3	SP3	TSP	Lap	Time	SE1	SP1	SE2	SP2	SE3	SP3	TSP
2	Vesti, DNK								theoretical besttime: 1:24.513								
1	2:52.244	1:31.513	147	33.811	151	46.920	52		8	1:27.839	33.526	173	29.913	198	24.400	180	194
2	2:18.141	1:21.525	138	31.459	198	25.157	178		9	1:24.822	31.576	176	29.172	202	24.074	179	212
3	1:27.775	32.454	168	30.620	200	24.701	179	210	10	2:25.616	31.358	176	46.609	62	1:07.649	55	210
4	1:25.648	31.751	175	29.396	201	24.501	173	210	11	2:59.386	2:05.364	171	29.581	200	24.441	180	
5	1:25.053	31.643	175	29.288	201	24.122	179	208	12	1:28.024	31.743	137	32.082	201	24.199	179	212
6	1:47.405	32.130	175	29.463	201	45.812	54	210	13	2:08.511	31.267	175	29.746	119	1:07.498	56	212
7	6:49.368	5:49.969	155	33.064	177	26.335	175										

Lap	Time	SE1	SP1	SE2	SP2	SE3	SP3	TSP	Lap	Time	SE1	SP1	SE2	SP2	SE3	SP3	TSP
4	Krütten, DEU								theoretical besttime: 1:25.554								
1	2:19.770	1:15.806	150	35.472	174	28.492	175		8	6:07.839	5:07.710	169	33.561	180	26.568	177	
2	1:33.135	34.380	173	32.158	189	26.597	177	192	9	1:30.432	33.154	175	31.593	177	25.685	181	193
3	1:28.566	32.427	177	30.409	201	25.730	181	208	10	1:26.152	31.763	177	29.660	202	24.729	181	213
4	1:27.478	32.036	177	30.135	202	25.307	181	213	11	2:20.760	31.326	179	43.687	72	1:05.747	56	213
5	1:27.187	32.046	177	30.109	202	25.032	180	213	12	3:04.323	2:05.154	176	30.725	197	28.444	181	
6	1:25.765	31.518	177	29.599	202	24.648	181	212	13	1:25.943	31.576	178	29.689	203	24.678	182	214
7	2:09.089	31.899	177	32.102	73	1:05.088	55	212	14	2:07.642	31.307	179	30.413	146	1:05.922	55	214

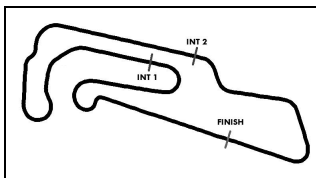
Lap	Time	SE1	SP1	SE2	SP2	SE3	SP3	TSP	Lap	Time	SE1	SP1	SE2	SP2	SE3	SP3	TSP
5	Petecof, ITA								theoretical besttime: 1:25.320								
1	2:38.595	1:33.242	149	36.273	165	29.080	160		8	1:31.862	31.894	175	33.999	196	25.969	179	208
2	1:57.372	36.218	153	33.295	170	47.859	56	173	9	1:28.281	33.512	174	30.177	198	24.592	178	214
3	2:06.553	1:06.220	169	32.362	197	27.971	176		10	2:07.473	31.574	173	32.211	84	1:03.688	56	210
4	1:29.877	33.551	164	30.868	197	25.458	177	184	11	3:18.720	2:22.235	173	30.419	197	26.066	178	
5	1:27.178	32.179	173	30.204	196	24.795	177	208	12	1:25.885	31.596	175	29.586	197	24.703	179	209
6	2:04.792	31.733	173	29.912	166	1:03.147	55	207	13	1:55.829	31.309	176	29.419	198	55.101	56	210
7	6:03.948	5:07.056	170	31.238	182	25.654	179										

Lap	Time	SE1	SP1	SE2	SP2	SE3	SP3	TSP	Lap	Time	SE1	SP1	SE2	SP2	SE3	SP3	TSP
6	Cohen, ISR								theoretical besttime: 1:25.389								
1	2:37.258	1:32.775	147	35.528	184	28.955	176		8	5:12.701	4:15.934	171	30.894	198	25.873	176	
2	1:32.586	34.456	171	32.040	196	26.090	177	207	9	1:26.807	32.181	175	29.931	200	24.695	180	208
3	1:29.556	32.901	175	31.180	197	25.475	180	208	10	1:26.838	31.356	177	30.058	196	25.424	179	213
4	1:29.299	31.965	176	30.514	200	26.820	181	210	11	1:57.297	31.416	176	29.584	202	56.297	54	210
5	1:27.516	32.271	175	30.335	202	24.910	181	213	12	3:34.358	2:37.790	176	30.456	188	26.112	180	
6	1:26.065	31.639	176	29.865	200	24.561	179	211	13	1:25.928	31.386	177	29.787	199	24.755	180	211
7	2:32.534	33.030	175	47.329	57	1:12.175	50	212	14	1:55.022	31.296	177	29.532	200	54.194	54	211

Lap	Time	SE1	SP1	SE2	SP2	SE3	SP3	TSP	Lap	Time	SE1	SP1	SE2	SP2	SE3	SP3	TSP
10	Lappalainen, FIN								theoretical besttime: 1:25.510								
1	2:12.731	1:12.343	166	33.441	178	26.947	170		8	6:44.677	5:41.540	147	36.003	152	27.134	174	
2	1:30.057	33.760	170	31.134	197	25.163	177	198	9	1:29.454	33.593	171	30.806	197	25.055	179	171
3	1:27.963	32.470	175	30.446	199	25.047	180	208	10	1:26.549	31.884	176	29.663	201	25.002	177	210
4	1:30.383	32.447	176	31.470	199	26.466	178	213	11	3:02.677	35.140	77	1:18.838	64	1:08.699	50	204
5	1:27.115	32.401	175	30.008	197	24.706	178	208	12	2:35.132	1:37.132	169	31.849	188	26.151	180	
6	1:25.510	31.681	176	29.529	198	24.300	178	208	13	1:26.129	32.028	176	29.692	200	24.409	179	210
7	1:58.666	32.220	174	29.820	198	56.626	55	209	14		34.530	89	1:04.478	75			210

Lap	Time	SE1	SP1	SE2	SP2	SE3	SP3	TSP	Lap	Time	SE1	SP1	SE2	SP2	SE3	SP3	TSP
13	Di Comberti, GBR								theoretical besttime: 1:26.268								
1	2:04.657	1:03.247	158	34.624	168	26.786	177		5	1:26.626	32.137	175	29.923	201	24.566	180	213
2	1:30.511	33.351	170	31.556	196	25.604	181	207	6	1:26.268	31.953	177	29.852	202	24.463	179	212
3	1:28.901	33.501	173	30.435	202	24.965	181	213	7								212
4	1:27.106	32.249	174	29.921	203	24.936	179	211									

Lap	Time	SE1	SP1	SE2	SP2	SE3	SP3	TSP	Lap	Time	SE1	SP1	SE2	SP2	SE3	SP3	TSP
14	Lorandi, ITA								theoretical besttime: 1:24.509								
1	2:35.379	1:09.964	144	34.022	173	51.393	40		8	4:33.562	3:35.026	168	32.682	188	25.854	167	
2	2:25.498	1:28.199	171	31.787	193	25.512	175		9	1:28.968	33.366	172	30.882	187	24.720	177	184
3	1:27.413	32.427	173	30.176	199	24.810	178	209	10	1:25.359	31.699	176	29.336	201	24.324	180	212
4	1:25.995	31.957	175	29.568	202	24.470	177	210	11	3:08.165	36.441	70	1:19.671	63	1:12.053	47	208
5	1:25.484	31.626	174	29.330	204	24.528	175	208	12	2:05.016	1:08.880	174	30.443	165	25.693	180	
6	1:25.068	31.536	176	29.340	201	24.192	178	210	13	1:26.658	31.410	176	29.118	202	26.130	180	210
7	3:05.455	55.615	70	1:06.794	67	1:03.046	56	163	14	2:18.366	31.199	176	36.704	52	1:10.463	48	213



ADAC Formel 4

Sector List Free Practice 2



Provisional

DMSB Reg. Nr.: DMSB 830/18



Motorsportarena Oschersleben, Length: 3667m

Air temperature: 16.27°C

Track temperature: 16.14°C

Weather condition: Wet

Friday, April 13, 2018 10:15:00

Lap	Time	SE1	SP1	SE2	SP2	SE3	SP3	TSP	Lap	Time	SE1	SP1	SE2	SP2	SE3	SP3	TSP
21	Weerts, BEL									theoretical besttime: 1:24.613							
1	2:30.795	1:07.988	150	33.747	153	49.060	52		8	4:35.667	3:34.090	163	34.686	160	26.891	156	
2	2:19.705	1:23.554	164	30.793	191	25.358	178		9	1:28.765	33.942	170	30.009	201	24.814	178	173
3	1:26.892	32.482	173	29.751	199	24.659	178	210	10	1:24.960	31.694	176	29.214	201	24.052	179	210
4	1:25.725	31.952	173	29.443	200	24.330	178	210	11	2:24.581	31.846	175	50.719	76	1:02.016	53	211
5	1:25.212	31.689	175	29.353	200	24.170	178	210	12	2:53.193	1:56.360	169	30.437	158	26.396	178	
6	1:24.866	31.417	175	29.385	200	24.064	177	210	13	1:29.213	31.357	177	30.943	97	26.913	180	211
7	3:06.742	53.734	71	1:05.975	72	1:07.033	52	206	14	2:09.868	31.347	176	36.579	68	1:01.942	49	212

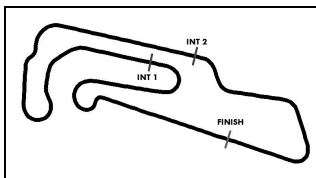
22	Roy, DEU									theoretical besttime: 1:25.844							
1	2:05.386	1:04.748	161	33.930	193	26.708	175		8	7:01.684	6:00.162	148	34.654	192	26.868	173	
2	1:30.235	33.766	173	31.110	195	25.359	179	207	9	1:31.491	34.138	163	31.513	194	25.840	177	200
3	1:28.005	32.708	175	30.289	201	25.008	180	213	10	1:26.950	32.455	176	29.752	201	24.743	180	210
4	1:27.054	32.218	174	29.842	200	24.994	176	210	11	2:59.577	32.422	131	1:15.981	59	1:11.174	54	210
5	1:26.662	32.220	174	29.590	198	24.852	177	208	12	2:16.362	1:19.940	174	30.421	197	26.001	179	
6	1:26.021	31.978	175	29.541	199	24.502	177	209	13	1:26.270	31.964	176	29.685	201	24.621	178	210
7	1:48.237	32.055	176	30.329	196	45.853	54	209	14		31.801	177					213

23	Alders, NLD									theoretical besttime: 1:25.193							
1	2:25.126	1:05.689	163	33.673	193	45.764	55		8	1:28.432	33.155	175	30.233	201	25.044	180	207
2	2:03.516	1:05.973	171	31.782	194	25.761	177		9	1:26.015	31.739	176	29.729	203	24.547	179	213
3	1:28.757	32.583	175	30.848	200	25.326	180	210	10	2:10.209	31.356	176	31.938	89	1:06.915	52	212
4	1:28.141	31.993	177	30.592	204	25.556	180	213	11	3:15.435	2:20.230	173	30.214	202	24.991	182	
5	1:27.177	32.298	174	30.114	200	24.765	179	214	12	1:27.779	32.351	173	30.897	201	24.531	180	215
6	1:44.634	31.796	174	29.813	200	43.025	56	210	13	1:56.787	31.354	177	29.308	202	56.125	42	213
7	7:17.712	6:18.504	167	33.137	193	26.071	173										

26	Köhler, DEU									theoretical besttime: 1:25.880							
1	2:31.669	1:26.384	164	36.902	191	28.383	173		7	2:16.985	32.635	176	41.561	68	1:02.789	55	209
2	1:36.083	36.305	170	33.165	193	26.613	174	193	8	5:51.981	4:50.062	163	34.357	191	27.562	174	
3	1:32.902	35.682	165	31.654	196	25.566	178	207	9	1:30.843	34.075	173	31.321	195	25.447	178	205
4	1:27.741	32.258	176	30.057	201	25.426	177	212	10	1:26.513	32.099	176	29.908	199	24.506	179	210
5	1:26.429	32.006	176	29.862	200	24.561	180	210	11								210
6	1:25.880	31.764	176	29.697	200	24.419	179	210									

27	Schumacher, DEU									theoretical besttime: 1:24.675							
1	1:58.202	56.707	167	34.253	191	27.242	174		9	5:07.258	4:04.888	160	35.360	192	27.010	173	
2	1:29.803	33.300	171	30.911	195	25.592	177	204	10	1:33.647	33.095	173	34.260	168	26.292	179	205
3	1:26.767	32.003	175	29.962	199	24.802	179	209	11	1:27.522	31.564	176	29.468	201	26.490	95	211
4	1:25.491	31.648	175	29.468	201	24.375	179	210	12	3:00.868	1:02.806	79	58.291	78	59.771	56	76
5	1:24.743	31.269	176	29.255	202	24.219	179	210	13	1:54.070	53.510	157	35.642	194	24.918	180	
6	1:24.811	31.216	177	29.391	201	24.204	179	211	14	1:25.071	31.362	177	29.335	201	24.374	178	212
7	1:32.803	34.641	102	33.509	201	24.653	179	212	15	2:33.817	34.539	114	57.811	79	1:01.467	49	211
8	3:03.197	50.395	78	1:04.738	64	1:08.064	44	133									

28	Wishofer, AUT									theoretical besttime: 1:24.060							
1	1:41.882	43.000	167	32.544	188	26.338	172		9	5:57.146	4:49.641	148	38.739	154	28.766	153	
2	1:27.902	32.685	172	30.370	192	24.847	178	206	10	1:35.196	36.231	164	34.214	175	24.751	179	171
3	1:26.785	32.120	176	29.944	201	24.721	179	210	11	1:48.833	31.588	177	29.056	203	48.189	56	205
4	1:25.346	31.627	175	29.448	201	24.271	179	211	12	3:42.596	2:49.108	175	29.266	201	24.222	179	
5	1:25.702	31.453	176	29.307	201	24.942	178	211	13	1:24.140	31.114	176	28.988	201	24.038	180	207
6	1:26.389	31.389	176	30.259	200	24.741	180	210	14	4:23.795	30.909	177	28.944	204	23.975	180	212
7	1:25.290	31.034	176	29.557	200	24.699	178	211	14		58.774	73					158
8	2:43.601	41.740	82	1:00.317	74	1:01.544	56	208									



ADAC Formel 4

Sector List Free Practice 2



Provisional

DMSB Reg. Nr.: DMSB 830/18



Motorsportarena Oschersleben, Length: 3667m

Air temperature: 16.27°C

Track temperature: 16.14°C

Weather condition: Wet

Friday, April 13, 2018 10:15:00

Lap	Time	SE1	SP1	SE2	SP2	SE3	SP3	TSP	Lap	Time	SE1	SP1	SE2	SP2	SE3	SP3	TSP
30 Lawson, NLD									theoretical besttime: 1:24.639								
1	2:27.786	1:06.938	162	32.582	195	48.266	54		8	5:27.442	4:27.334	165	33.160	171	26.948	175	
2	2:10.343	1:13.559	173	31.674	192	25.110	179		9	1:30.807	32.077	174	30.397	159	28.333	179	205
3	1:25.965	31.763	175	29.800	201	24.402	179	210	10	1:28.210	31.610	176	30.549	114	26.051	180	211
4	1:25.140	31.476	176	29.407	202	24.257	180	210	11	2:55.759	40.756	67	1:06.848	59	1:08.155	51	211
5	1:25.171	31.391	177	29.373	202	24.407	179	211	12	2:09.275	1:11.436	174	30.623	173	27.216	181	
6	1:27.766	31.294	177	29.462	203	27.010	178	212	13	1:24.644	31.299	176	29.205	201	24.140	180	212
7	2:44.410	40.682	80	1:01.417	72	1:02.311	54	204	14								212

44 Zendeli, DEU									theoretical besttime: 1:23.771								
1	2:03.183	1:01.360	160	34.757	173	27.066	175		9	5:25.663	4:23.715	153	35.460	184	26.488	175	
2	1:28.848	32.986	172	30.634	193	25.228	180	205	10	1:27.287	32.786	171	29.852	196	24.649	179	205
3	1:27.686	32.086	177	30.381	201	25.219	179	210	11	1:49.990	32.023	176	29.370	203	48.597	56	211
4	1:25.553	31.743	176	29.452	201	24.358	180	211	12	3:41.641	2:47.816	172	29.502	201	24.323	180	
5	1:24.906	31.357	176	29.187	201	24.362	180	211	13	1:24.068	31.196	177	28.928	202	23.944	181	212
6	1:24.457	31.185	175	29.085	201	24.187	180	211	14	1:25.666	30.913	177	28.914	202	25.839	116	212
7	1:24.078	31.019	176	28.971	201	24.088	179	210	15		55.597	73					97
8	3:05.745	51.729	64	1:05.172	67	1:08.844	44	173									

64 Caldwell, GBR									theoretical besttime: 1:24.723								
1	2:44.986	1:37.064	145	37.699	167	30.223	156		8	1:32.159	33.047	176	33.640	167	25.472	180	208
2	2:05.101	38.807	128	39.257	115	47.037	56	183	9	1:26.336	31.578	177	29.446	203	25.312	180	211
3	2:02.561	1:05.431	172	31.720	197	25.410	180		10	2:19.495	31.879	177	41.937	73	1:05.679	55	212
4	1:27.072	32.045	177	30.279	200	24.748	180	213	11	3:05.183	2:06.448	174	30.312	203	28.423	179	
5	1:25.433	31.609	176	29.572	201	24.252	179	212	12	1:26.255	31.301	178	29.765	200	25.189	182	211
6	2:11.709	32.816	176	36.648	69	1:02.245	56	207	13	2:01.407	31.138	177	29.333	203	1:00.936	52	216
7	5:58.957	4:59.169	171	33.741	193	26.047	176										

69 Salmenautio, FIN									theoretical besttime: 1:27.157								
1	2:47.190	1:42.797	144	36.583	192	27.810	173		8	5:17.980	4:12.239	133	37.283	161	28.458	173	
2	1:35.271	35.361	164	33.205	195	26.705	178	174	9	1:35.774	33.752	173	33.176	125	28.846	178	205
3	1:33.768	33.061	172	33.558	137	27.149	178	212	10	1:34.108	32.199	175	30.014	200	31.895	71	209
4	1:28.890	32.809	175	30.765	198	25.316	178	210	11	3:51.551	1:24.905	60	1:18.846	62	1:07.800	55	58
5	1:30.982	33.194	172	31.803	143	25.985	179	209	12	1:51.652	55.487	171	31.021	197	25.144	177	
6	1:27.701	32.276	175	30.393	198	25.032	179	210	13	2:06.390	32.280	176	29.926	200	1:04.184	51	210
7	3:10.211	46.357	66	1:11.085	61	1:12.769	54	207									

74 Fittipaldi, ITA									theoretical besttime: 1:24.700								
1	2:44.122	1:36.322	137	37.346	166	30.454	159		8	1:42.803	42.933	115	34.145	175	25.725	171	180
2	2:08.261	37.356	162	43.158	166	47.747	52	186	9	1:29.220	34.170	173	30.505	201	24.545	179	201
3	2:11.609	1:12.268	157	33.595	173	25.746	178		10	2:58.601	38.973	56	1:09.570	69	1:10.058	42	211
4	1:26.561	32.234	175	29.790	200	24.537	180	210	11	2:16.914	1:12.134	165	39.113	154	25.667	180	
5	1:25.237	31.664	176	29.438	202	24.135	180	211	12	1:24.912	31.517	177	29.183	201	24.212	181	211
6	2:14.540	31.696	176	40.814	72	1:02.030	54	212	13	2:36.725	31.382	177	54.836	55	1:10.507	48	213
7	6:07.024	5:00.596	140	36.828	174	29.600	138										

80 Estner, DEU									theoretical besttime: 1:24.911								
1	2:47.496	1:44.985	148	35.205	170	27.306	172		8	1:28.561	32.866	168	30.133	195	25.562	177	201
2	1:34.590	35.496	163	33.198	190	25.896	176	180	9	1:25.515	31.719	176	29.500	201	24.296	179	210
3	1:27.377	32.226	168	30.406	191	24.745	178	208	10	2:35.334	42.315	168	46.059	64	1:06.960	54	210
4	1:25.315	31.467	175	29.555	200	24.293	178	210	11	3:00.529	2:04.465	168	30.307	191	25.757	180	
5	1:25.019	31.253	176	29.543	200	24.223	178	210	12	1:25.355	31.482	177	29.450	203	24.423	181	212
6	1:48.477	31.238	175	32.896	197	44.343	54	210	13	2:09.166	31.479	176	31.935	118	1:05.752	56	215
7	7:23.149	6:23.849	165	33.446	190	25.854	174										

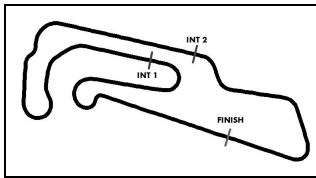
81 Estner, DEU									theoretical besttime: 1:26.393								
1	2:45.918	1:41.141	144	36.422	151	28.355	156		8	4:42.700	3:45.035	171	31.649	191	26.016	178	
2	1:41.340	36.261	160	38.450	190	26.629	175	171	9	1:30.009	33.992	171	30.572	200	25.445	179	194
3	1:31.350	33.524	170	32.150	180	25.676	180	203	10	1:27.036	32.192	175	29.852	201	24.992	178	210
4	1:29.323	32.504	174	30.976	197	25.843	180	212	11	3:02.661	37.777	75	1:16.907	66	1:07.977	52	209

ver: 1.0

www.adac.de/motorsport

Page 3/ 4 printed: 13.4.2018 10:45





ADAC Formel 4

Sector List Free Practice 2



Provisional

DMSB Reg. Nr.: DMSB 830/18



Motorsportarena Oschersleben, Length: 3667m

Air temperature: 16.27°C

Track temperature: 16.14°C

Weather condition: Wet

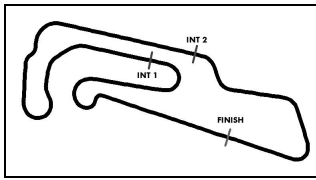
Friday, April 13, 2018 10:15:00

Lap	Time	SE1	SP1	SE2	SP2	SE3	SP3	TSP	Lap	Time	SE1	SP1	SE2	SP2	SE3	SP3	TSP
5	1:29.931	33.582	174	30.865	200	25.484	179	213	12	2:13.601	1:16.520	145	31.234	179	25.847	180	
6	1:27.744	32.350	176	30.275	201	25.119	177	210	13	1:26.782	31.896	176	29.924	200	24.962	180	212
7	3:10.931	47.290	71	1:09.838	60	1:13.803	45	176	14	2:25.438	31.579	175	48.459	73	1:05.400	50	212

95 Beckhäuser, CZE

theoretical besttime: 1:25.908

1	2:03.995	1:02.315	158	34.537	182	27.143	174		8	6:59.407	5:58.972	168	33.774	190	26.661	175	
2	1:30.833	33.491	172	31.483	195	25.859	177	201	9	1:28.758	32.800	172	30.636	192	25.322	179	208
3	1:28.501	32.923	174	30.413	199	25.165	172	208	10	1:33.589	31.736	177	29.513	203	32.340	68	210
4	1:29.334	34.630	173	30.045	197	24.659	179	174	11	3:52.990	1:25.614	63	1:18.819	58	1:08.557	56	56
5	1:48.334	49.156	174	33.501	174	25.677	177	210	12	1:52.232	53.519	174	32.465	153	26.248	176	
6	1:26.291	31.805	175	29.742	200	24.744	179	209	13	2:09.777	31.904	176	30.917	103	1:06.956	54	205
7	2:13.851	32.941	175	37.717	75	1:03.193	56	209									



ADAC Formel 4

Top speed list Free Practice 2

Provisional

DMSB Reg. Nr.: DMSB 830/18

Friday, April 13, 2018 10:15:00



Motorsportarena Oschersleben, Length: 3667m

Air temperature: 16.27°C

Track temperature: 16.14°C

Weather condition: Wet

#	Name (NAT)	Team	Car name	Speed	Lap	Race time
64	Oliver Caldwell (GBR)	Prema Powerteam SRL (ITA)	ADAC Formel 4 powered by Abarth	216.86	13	27:50.625
80	Andreas Estner (DEU)	Neuhauser Racing Team (AUT)	ADAC Formel 4 powered by Abarth	215.56	13	27:52.136
23	Joey Alders (NLD)	Van Amersfoort Racing (NLD)	ADAC Formel 4 powered by Abarth	215.13	12	26:20.562
5	Gianluca Petecof (ITA)	Prema Powerteam SRL (ITA)	ADAC Formel 4 powered by Abarth	214.71	9	19:25.637
4	Niklas Krütten (DEU)	ADAC Berlin-Brandenburg e.V. (DEU)	ADAC Formel 4 powered by Abarth	214.71	14	27:51.850
13	Aaron Di Comberti (GBR)	KDC Racing (ESP)	ADAC Formel 4 powered by Abarth	213.86	3	3:40.623
22	Lucas Alecco Roy (DEU)	Van Amersfoort Racing (NLD)	ADAC Formel 4 powered by Abarth	213.86	3	3:41.098
6	Ido Cohen (ISR)	ADAC Berlin-Brandenburg e.V. (DEU)	ADAC Formel 4 powered by Abarth	213.86	5	7:14.152
74	Enzo Fittipaldi (ITA)	Prema Powerteam SRL (ITA)	ADAC Formel 4 powered by Abarth	213.43	13	28:15.269
10	Konsta Lappalainen (FIN)	KIC Driving Academy (FIN)	ADAC Formel 4 powered by Abarth	213.01	4	5:16.225
81	Sebastian Estner (DEU)	Neuhauser Racing Team (AUT)	ADAC Formel 4 powered by Abarth	213.01	5	7:33.401
14	Leonardo Lorandi (ITA)	KDC Racing (ESP)	ADAC Formel 4 powered by Abarth	213.01	14	28:03.484
69	Jesse Salmenautio (FIN)	KIC Driving Academy (FIN)	ADAC Formel 4 powered by Abarth	212.59	3	4:27.977
26	Leon Köhler (DEU)	ADAC Berlin-Brandenburg e.V. (DEU)	ADAC Formel 4 powered by Abarth	212.59	4	5:46.157
30	Liam Lawson (NLD)	Van Amersfoort Racing (NLD)	ADAC Formel 4 powered by Abarth	212.59	6	8:59.880
2	Frederik Vesti (DNK)	Van Amersfoort Racing (NLD)	ADAC Formel 4 powered by Abarth	212.59	12	26:28.761
27	David Schumacher (DEU)	US Racing - CHRS (DEU)	ADAC Formel 4 powered by Abarth	212.18	7	9:15.313
44	Lirim Zendeli (DEU)	US Racing - CHRS (DEU)	ADAC Formel 4 powered by Abarth	212.18	13	26:14.512
21	Charles Weerts (BEL)	Van Amersfoort Racing (NLD)	ADAC Formel 4 powered by Abarth	212.18	14	28:01.797
28	Mick Wishofer (AUT)	US Racing - CHRS (DEU)	ADAC Formel 4 powered by Abarth	211.76	7	8:59.490
95	Tom Beckhäuser (CZE)	US Racing - CHRS (DEU)	ADAC Formel 4 powered by Abarth	210.93	10	20:34.817