

ADAC Formel 4

Result List Free Practice 1



Provisional

DMSB Reg. Nr.: DMSB 830/18



Motorsportarena Oschersleben, Length: 3667m
Air temperature: 13.44°C
Track temperature: 12.42°C
Weather condition: Dry

Friday, April 13, 2018 8:00:00

started : 21 classified : 20 not classified : 1

Nr.	Drivers	Team	Lap	Best Time	Gap	Diff	Kph	Day Time
Cl.	Car	Competitor						
1	26 L.Köhler(DEU) R ADAC Formel 4 powered by Abarth	(T) ADAC Berlin-Brandenburg e.V.(DEU) ADAC Berlin-Brandenburg e.V.	14	1:35.770			137.8	8:29:00
2	64 O.Caldwell(GBR) ADAC Formel 4 powered by Abarth	(T) Prema Powerteam SRL(ITA) Prema Powerteam SRL	14	1:37.226	1.456	1.456	135.7	8:30:23
3	5 G.Petecof(ITA) R ADAC Formel 4 powered by Abarth	Prema Powerteam SRL(ITA) Prema Powerteam SRL	9	1:37.364	1.594	0.138	135.5	8:19:08
4	74 E.Fittipaldi(ITA) ADAC Formel 4 powered by Abarth	(T) Prema Powerteam SRL(ITA) Prema Powerteam SRL	8	1:38.019	2.249	0.655	134.6	8:17:05
5	21 C.Weerts(BEL) ADAC Formel 4 powered by Abarth	Van Amersfoort Racing(NLD) Van Amersfoort Racing	17	1:38.244	2.474	0.225	134.3	8:30:39
6	14 L.Lorandi(ITA) ADAC Formel 4 powered by Abarth	(T) KDC Racing(ESP) KDC Racing	14	1:38.301	2.531	0.057	134.2	8:31:32
7	23 J.Alders(NLD) R ADAC Formel 4 powered by Abarth	Van Amersfoort Racing(NLD) Van Amersfoort Racing	17	1:38.983	3.213	0.682	133.3	8:31:14
8	80 A.Estner(DEU) ADAC Formel 4 powered by Abarth	(T) Neuhauser Racing Team(AUT) Neuhauser Racing Team	8	1:38.991	3.221	0.008	133.3	8:17:25
9	81 S.Estner(DEU) R ADAC Formel 4 powered by Abarth	(T) Neuhauser Racing Team(AUT) Neuhauser Racing Team	13	1:39.050	3.280	0.059	133.2	8:26:08
10	2 F.Vesti(DNK) ADAC Formel 4 powered by Abarth	(T) Van Amersfoort Racing(NLD) Van Amersfoort Racing	17	1:39.099	3.329	0.049	133.2	8:30:19
11	30 L.Lawson(NLD) ADAC Formel 4 powered by Abarth	(T) Van Amersfoort Racing(NLD) Van Amersfoort Racing	15	1:39.278	3.508	0.179	132.9	8:27:03
12	28 M.Wishofer(AUT) ADAC Formel 4 powered by Abarth	(T) US Racing - CHRS(DEU) US Racing - CHRS	10	1:40.571	4.801	1.293	131.2	8:29:34
13	44 L.Zendeli(DEU) ADAC Formel 4 powered by Abarth	(T) US Racing - CHRS(DEU) US Racing - CHRS	9	1:40.585	4.815	0.014	131.2	8:28:33
14	22 L.Roy(DEU) ADAC Formel 4 powered by Abarth	Van Amersfoort Racing(NLD) Van Amersfoort Racing	15	1:41.293	5.523	0.708	130.3	8:30:54
15	4 N.Krütten(DEU) R ADAC Formel 4 powered by Abarth	(T) ADAC Berlin-Brandenburg e.V.(DEU) ADAC Berlin-Brandenburg e.V.	12	1:41.509	5.739	0.216	130.0	8:29:43
16	10 K.Lappalainen(FIN) ADAC Formel 4 powered by Abarth	KIC Driving Academy(FIN) KIC Driving Academy	14	1:41.590	5.820	0.081	129.9	8:28:29
17	13 A.Di Comberti(GBR) ADAC Formel 4 powered by Abarth	(T) KDC Racing(ESP) KDC Racing	13	1:42.370	6.600	0.780	128.9	8:30:40
18	6 I.Cohen(ISR) R ADAC Formel 4 powered by Abarth	(T) ADAC Berlin-Brandenburg e.V.(DEU) ADAC Berlin-Brandenburg e.V.	11	1:43.560	7.790	1.190	127.4	8:31:10
19	69 J.Salmenautio(FIN) ADAC Formel 4 powered by Abarth	(T) KIC Driving Academy(FIN) KIC Driving Academy	5	1:43.831	8.061	0.271	127.1	8:10:23
20	95 T.Beckhäuser(CZE) ADAC Formel 4 powered by Abarth	US Racing - CHRS(DEU) US Racing - CHRS	9	1:44.435	8.665	0.604	126.4	8:26:43
Not classified								
	27 D.Schumacher(DEU) R ADAC Formel 4 powered by Abarth	US Racing - CHRS(DEU) US Racing - CHRS						

T = nominated for the Team Classification

Subject to final scrutineering!

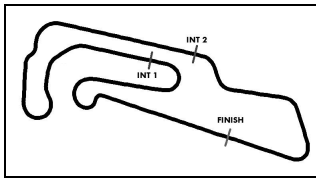
Publication time:	Clerk of the Course: Ralph Bohnhorst	Timekeeper: Steffen Ruhl
-------------------	--------------------------------------	--------------------------

ver: 1.0

www.adac.de/motorsport

Page 1/ 1 printed: 13.4.2018 8:35





ADAC Formel 4

Class Result List Free Practice 1



Provisional

DMSB Reg. Nr.: DMSB 830/18

Friday, April 13, 2018 8:00:00



Motorsportarena Oschersleben, Length: 3667m
 Air temperature: 13.44°C
 Track temperature: 12.42°C
 Weather condition: Dry

started : 21 classified : 20 not classified : 1

Nr. Drivers Car	Team Competitor	Lap	Best Time	Gap	Diff	Kph	Day Time
--------------------	--------------------	-----	-----------	-----	------	-----	----------

CLASS: Rookie

Started: 7

Classified: 6

Not Classified: 1

1	26	L.Köhler(DEU) ADAC Formel 4 powered by Abarth	ADAC Berlin-Brandenburg e.V.(DEU) ADAC Berlin-Brandenburg e.V.	14	1:35.770			137.8	8:29:00
2	5	G.Petecof(ITA) ADAC Formel 4 powered by Abarth	Prema Powerteam SRL(ITA) Prema Powerteam SRL	9	1:37.364	1.594	1.594	135.5	8:19:08
3	23	J.Alders(NLD) ADAC Formel 4 powered by Abarth	Van Amersfoort Racing(NLD) Van Amersfoort Racing	17	1:38.983	3.213	1.619	133.3	8:31:14
4	81	S.Estner(DEU) ADAC Formel 4 powered by Abarth	Neuhauser Racing Team(AUT) Neuhauser Racing Team	13	1:39.050	3.280	0.067	133.2	8:26:08
5	4	N.Krütten(DEU) ADAC Formel 4 powered by Abarth	ADAC Berlin-Brandenburg e.V.(DEU) ADAC Berlin-Brandenburg e.V.	12	1:41.509	5.739	2.459	130.0	8:29:43
6	6	I.Cohen(ISR) ADAC Formel 4 powered by Abarth	ADAC Berlin-Brandenburg e.V.(DEU) ADAC Berlin-Brandenburg e.V.	11	1:43.560	7.790	2.051	127.4	8:31:10

Not classified

27 D.Schumacher(DEU)
ADAC Formel 4 powered by Abarth

US Racing - CHRS(DEU)
US Racing - CHRS

T = nominated for the Team Classification

Subject to final scrutineering!

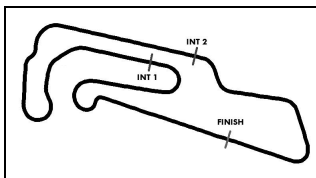
Publication time:	Clerk of the Course: Ralph Bohnhorst	Timekeeper: Steffen Ruhl
-------------------	--------------------------------------	--------------------------

ver: 1.0

www.adac.de/motorsport

Page 1/ 1 printed: 13.4.2018 8:35





ADAC Formel 4

Sector List Free Practice 1



Provisional

DMSB Reg. Nr.: DMSB 830/18



Motorsportarena Oschersleben, Length: 3667m

Air temperature: 13.44°C

Track temperature: 12.42°C

Weather condition: Dry

Friday, April 13, 2018 8:00:00

Lap	Time	SE1	SP1	SE2	SP2	SE3	SP3	TSP	Lap	Time	SE1	SP1	SE2	SP2	SE3	SP3	TSP
2	Vesti, DNK								theoretical besttime: 1:39.099								
1	2:18.618	58.348	131	45.138	139	35.132	152		10	1:43.062	36.969	173	35.992	193	30.101	173	203
2	1:58.675	43.259	158	41.555	167	33.861	158	163	11	1:41.472	36.674	172	34.969	195	29.829	173	204
3	1:53.145	40.933	166	39.333	171	32.879	171	171	12	1:42.480	36.962	171	35.677	193	29.841	174	206
4	1:50.468	39.322	166	39.335	175	31.811	170	193	13	1:40.659	36.347	173	34.585	196	29.727	174	206
5	1:46.769	38.450	170	37.137	190	31.182	170	189	14	1:40.351	36.320	174	34.550	196	29.481	173	206
6	1:47.211	38.350	171	37.452	185	31.409	171	189	15	1:40.333	36.234	174	34.477	193	29.622	176	206
7	1:45.586	38.069	170	36.598	193	30.919	171	195	16	1:42.487	37.496	174	35.075	152	29.916	175	196
8	1:44.776	37.708	172	36.379	192	30.689	172	198	17	1:39.099	36.028	175	33.788	197	29.283	171	204
9	1:44.148	37.503	172	35.951	194	30.694	172	200									

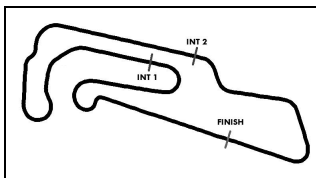
4	Krütten, DEU								theoretical besttime: 1:41.456								
1	2:56.046	1:16.064	139	45.904	154	54.078	55		8	1:47.913	38.890	170	37.688	187	31.335	174	187
2	5:26.448	4:08.101	161	41.332	122	37.015	166		9	1:45.240	38.193	172	36.239	196	30.808	173	196
3	1:53.331	40.831	166	39.483	181	33.017	170	191	10	1:44.479	38.123	172	36.100	195	30.256	174	205
4	1:53.215	39.098	169	38.794	191	35.323	169	189	11	1:43.516	37.535	171	35.750	195	30.231	173	203
5	1:48.802	38.533	170	38.322	192	31.947	170	196	12	1:41.509	36.850	174	34.937	197	29.722	175	206
6	2:27.689	49.948	146	44.715	113	53.026	55	203	13	1:41.876	37.123	173	35.084	196	29.669	175	201
7	4:34.323	3:21.552	156	40.864	191	31.907	172										

5	Petecof, ITA								theoretical besttime: 1:37.364								
1	2:34.188	1:17.884	148	43.563	156	32.741	157		8	1:38.122	35.683	171	33.826	193	28.613	173	206
2	2:07.867	40.075	153	37.409	168	50.383	55	166	9	1:37.364	35.277	170	33.735	194	28.352	171	206
3	3:41.659	2:13.689	152	37.981	163	49.989	55		10	1:57.168	36.389	170	33.958	193	46.821	55	206
4	2:27.808	1:20.858	155	36.823	173	30.127	172		11	4:04.348	2:46.558	126	43.094	139	34.696	156	
5	1:41.652	36.953	170	35.168	191	29.531	171	197	12	1:48.363	40.552	150	37.307	177	30.504	174	173
6	1:39.621	36.228	170	34.484	193	28.909	172	204	13	1:44.034	38.180	173	35.511	186	30.343	173	203
7	1:39.441	35.670	171	34.780	192	28.991	174	205	14	1:41.073	37.054	172	34.559	195	29.460	170	204

6	Cohen, ISR								theoretical besttime: 1:43.451								
1	2:59.342	1:14.663	129	47.472	135	57.207	54		7	1:49.040	38.971	168	38.233	192	31.836	170	202
2	5:40.561	4:25.440	136	41.450	156	33.671	168		8	1:46.022	37.912	169	36.977	195	31.133	169	195
3	2:09.577	39.415	166	37.794	190	52.368	54	190	9	1:44.574	37.413	170	36.548	195	30.613	172	201
4	7:53.526	6:36.591	128	42.391	161	34.544	167		10	1:43.968	37.587	170	36.152	195	30.229	173	204
5	1:50.911	40.202	165	38.529	190	32.180	170	176	11	1:43.560	37.522	171	36.002	196	30.036	173	203
6	1:48.434	38.832	167	37.690	192	31.912	170	189									

10	Lappalainen, FIN								theoretical besttime: 1:40.316								
1	2:38.468	1:22.092	155	42.551	177	33.825	168		9	1:45.707	37.836	168	36.673	191	31.198	171	204
2	1:46.601	38.415	162	37.599	184	30.587	165	185	10	1:44.517	37.755	170	36.229	193	30.533	171	204
3	1:44.384	37.895	165	36.016	190	30.473	170	187	11	1:43.182	37.293	171	35.642	193	30.247	172	204
4	2:01.126	36.456	168	35.930	191	48.740	55	204	12	1:44.107	37.422	171	36.839	196	29.846	173	206
5	4:15.308	3:01.450	162	40.318	178	33.540	167		13	1:47.633	36.979	173	36.694	152	33.960	172	198
6	2:00.638	49.597	164	38.532	188	32.509	169	196	14	1:41.590	36.720	171	34.912	194	29.958	175	205
7	1:49.059	39.658	168	37.323	190	32.078	170	192	15	1:41.932	38.072	165	34.619	195	29.241	174	188
8	1:46.509	38.448	169	36.878	193	31.183	172	198									

13	Di Comberti, GBR								theoretical besttime: 1:42.370								
1	2:43.250	1:19.128	109	47.156	138	36.966	138		8	1:47.125	38.424	168	37.937	192	30.764	172	188
2	2:01.964	46.769	150	41.215	167	33.980	164	140	9	1:45.711	38.096	169	36.831	189	30.784	154	192
3	2:13.383	41.658	161	41.110	163	50.615	55	163	10	1:45.506	38.195	172	36.688	193	30.623	173	192
4	7:41.923	6:27.468	159	41.090	156	33.365	162		11	1:44.622	38.052	170	36.340	195	30.230	173	196
5	1:52.429	41.085	162	39.310	176	32.034	170	156	12	1:43.494	37.753	173	35.853	196	29.888	172	201
6	1:50.761	39.245	168	39.050	156	32.466	171	175	13	1:42.370	37.415	169	35.481	161	29.474	174	196
7	1:47.718	38.399	168	37.699	181	31.620	173	180									



ADAC Formel 4

Sector List Free Practice 1



Motorsportarena Oschersleben, Length: 3667m
 Air temperature: 13.44°C
 Track temperature: 12.42°C
 Weather condition: Dry

Provisional

DMSB Reg. Nr.: DMSB 830/18

Friday, April 13, 2018 8:00:00



Lap	Time	SE1	SP1	SE2	SP2	SE3	SP3	TSP	Lap	Time	SE1	SP1	SE2	SP2	SE3	SP3	TSP
14 Lorandi, ITA									theoretical besttime: 1:38.301								
1	2:45.005	1:25.345	143	44.881	155	34.779	159		8	1:45.085	37.887	168	36.554	191	30.644	171	189
2	1:58.870	44.294	154	40.440	165	34.136	166	146	9	1:43.911	37.576	169	35.750	194	30.585	170	197
3	2:06.881	40.017	167	37.983	190	48.881	55	169	10	1:42.749	37.547	172	35.471	195	29.731	174	202
4	7:25.479	6:14.237	142	39.051	169	32.191	168		11	1:42.330	36.863	172	35.623	193	29.844	173	206
5	1:50.054	39.706	166	38.403	177	31.945	170	189	12	1:41.271	37.001	172	35.037	195	29.233	173	201
6	1:46.792	39.097	166	36.862	190	30.833	170	182	13	1:40.140	36.317	173	34.642	194	29.181	172	203
7	1:45.093	37.864	169	36.232	193	30.997	171	184	14	1:38.301	36.012	174	33.656	197	28.633	176	196

21 Weerts, BEL									theoretical besttime: 1:38.049								
1	3:03.051	1:48.352	147	40.971	164	33.728	162		10	1:41.953	36.577	173	35.322	196	30.054	173	204
2	1:53.072	40.974	159	39.460	156	32.638	168	166	11	1:41.424	36.698	173	35.174	196	29.552	173	206
3	1:49.640	39.662	168	38.270	191	31.708	171	180	12	1:41.379	36.422	174	34.696	197	30.261	173	206
4	1:46.849	38.411	170	37.138	193	31.300	171	190	13	1:40.270	36.423	175	34.455	197	29.392	174	204
5	1:47.074	37.664	170	36.953	192	32.457	172	193	14	1:40.222	36.423	175	34.582	196	29.217	174	205
6	1:46.183	38.010	172	36.864	194	31.309	172	185	15	1:38.812	36.085	175	33.820	197	28.907	174	206
7	1:44.381	37.839	171	35.924	195	30.618	173	198	16	1:39.749	35.975	175	33.646	197	30.128	174	207
8	1:43.465	36.965	172	36.309	194	30.191	173	206	17	1:38.244	35.881	175	33.841	198	28.522	175	203
9	1:43.368	36.857	173	35.546	196	30.965	172	202									

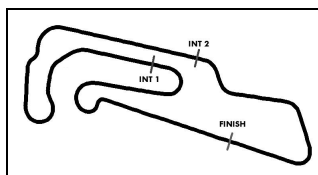
22 Roy, DEU									theoretical besttime: 1:41.293								
1	2:31.418	1:13.178	145	42.810	167	35.430	164		9	2:12.367	38.887	170	42.694	188	50.786	54	187
2	1:58.943	43.779	141	41.394	169	33.770	162	168	10	4:37.305	3:27.918	162	37.870	183	31.517	171	
3	1:53.051	41.319	154	39.196	181	32.536	170	176	11	1:46.359	38.117	169	37.522	192	30.720	171	193
4	1:49.583	39.395	167	37.592	190	32.596	171	182	12	1:45.378	38.689	150	36.203	194	30.486	172	199
5	1:48.344	39.327	167	37.535	190	31.482	170	193	13	1:45.235	38.657	164	36.382	195	30.196	172	201
6	1:48.503	38.688	169	36.928	192	32.887	171	193	14	1:42.228	37.274	171	35.255	196	29.699	173	201
7	1:47.863	38.770	170	37.156	191	31.937	170	195	15	1:41.293	37.096	172	34.706	197	29.491	171	203
8	1:46.530	38.365	169	36.644	192	31.521	172	198									

23 Alders, NLD									theoretical besttime: 1:38.983								
1	3:05.153	1:44.277	144	45.043	136	35.833	147		10	1:44.151	38.011	173	36.011	196	30.129	173	170
2	1:55.622	42.320	163	39.912	162	33.390	169	162	11	1:42.349	37.007	171	35.053	196	30.289	174	203
3	1:50.597	40.246	166	38.240	188	32.111	168	175	12	1:47.861	39.678	170	36.846	182	31.337	175	185
4	1:49.817	40.694	168	37.398	193	31.725	171	181	13	1:44.852	38.308	170	35.926	193	30.618	177	175
5	1:48.613	39.074	170	37.338	194	32.201	173	191	14	1:41.759	37.398	170	34.774	196	29.587	175	203
6	1:46.820	38.927	169	36.934	194	30.959	174	188	15	1:39.851	36.567	173	34.205	198	29.079	176	207
7	1:45.086	38.039	170	36.561	194	30.486	174	201	16	1:40.194	36.441	175	34.419	198	29.334	175	205
8	1:46.946	38.393	166	37.368	168	31.185	173	198	17	1:38.983	36.239	173	34.053	197	28.691	175	203
9	1:45.243	38.147	170	36.429	194	30.667	173	197									

26 Köhler, DEU									theoretical besttime: 1:35.594								
1	3:01.814	1:17.802	138	46.350	144	57.662	49		9	1:40.983	35.872	172	36.410	192	28.701	173	203
2	5:56.379	4:44.985	159	39.562	187	31.832	170		10	1:38.705	36.007	171	34.281	193	28.417	174	202
3	1:47.255	38.772	166	36.074	190	32.409	171	171	11	1:37.237	35.568	172	33.057	196	28.612	174	203
4	1:42.980	37.304	169	35.395	192	30.281	172	201	12	1:36.583	35.185	172	33.263	193	28.135	174	206
5	1:41.407	36.827	170	34.884	192	29.696	173	199	13	1:37.455	36.257	169	33.225	195	27.973	174	203
6	1:43.555	36.648	167	37.092	187	29.815	173	205	14	1:35.770	34.985	171	32.737	194	28.048	174	205
7	1:40.736	36.371	169	35.174	194	29.191	175	201	15	1:36.115	35.338	170	32.636	194	28.141	175	205
8	1:38.624	35.816	171	34.041	194	28.767	174	206									

27 Schumacher, DEU									theoretical besttime: 1:49.446								
1	2:15.361	58.655	144	44.059	167	32.647	167		3	17:49.845	16:18.464	161	40.746	172	50.635	55	
2	2:06.670	39.705	165	37.094	187	49.871	55	178	4	3:26.528	1:56.353	166	40.239	164	49.936	55	

28 Wishofer, AUT									theoretical besttime: 1:40.539								
1	2:23.397	1:03.237	112	44.965	153	35.195	162		7	1:45.450	38.480	169	36.391	192	30.579	172	192
2	1:50.747	39.173	160	39.240	187	32.334	167	187	8	1:42.554	37.669	170	35.275	196	29.610	172	198
3	1:52.113	38.963	162	40.377	187	32.773	171	190	9	1:46.568	41.618	164	35.352	195	29.598	174	159
4	1:48.921	38.443	162	38.884	186	31.594	170	193	10	1:40.571	36.782	173	34.159	196	29.630	174	204



ADAC Formel 4 Sector List Free Practice 1



Provisional



Motorsportarena Oschersleben, Length: 3667m

Air temperature: 13.44°C

Track temperature: 12.42°C

Weather condition: Dry

DMSB Reg. Nr.: DMSB 830/18

Friday, April 13, 2018 8:00:00

Lap	Time	SE1	SP1	SE2	SP2	SE3	SP3	TSP	Lap	Time	SE1	SP1	SE2	SP2	SE3	SP3	TSP
5	2:01.677	36.837	167	35.702	190	49.138	55	203	11	1:03.348	173	34.878	196				207
6	12:42.326	11:30.949	146	39.289	170	32.088	171										

30 Lawson, NLD

theoretical besttime: 1:38.895

1	2:50.856	1:36.048	132	41.647	180	33.161	164		10	1:43.413	37.178	173	35.053	196	31.182	173	206
2	1:51.364	39.789	165	38.881	178	32.694	169	172	11	1:41.178	36.764	174	34.736	196	29.678	174	204
3	1:49.374	39.369	169	38.255	180	31.750	171	174	12	1:41.367	36.695	173	34.824	196	29.848	174	206
4	1:46.812	38.615	170	37.142	191	31.055	173	182	13	1:39.892	36.406	175	34.537	196	28.949	176	207
5	1:45.058	37.653	171	36.296	194	31.109	169	204	14	1:39.753	36.344	175	34.069	197	29.340	174	207
6	1:45.097	37.793	172	36.139	189	31.165	173	201	15	1:39.278	36.030	176	34.124	196	29.124	175	208
7	1:44.129	37.468	171	36.025	194	30.636	173	205	16	1:39.542	36.242	175	34.504	196	28.796	176	208
8	1:43.082	37.039	173	35.715	188	30.328	171	205	17	1:40.049	36.074	175	34.841	198	29.134	175	206
9	1:42.521	36.874	174	35.314	194	30.333	173	204									

44 Zendeli, DEU

theoretical besttime: 1:40.416

1	2:26.332	1:06.173	115	45.063	150	35.096	154		6	12:50.331	11:31.358	121	45.627	140	33.346	161	
2	1:55.861	41.241	143	40.690	176	33.930	158	170	7	2:00.919	40.237	169	48.372	153	32.310	170	164
3	1:51.018	39.351	162	39.767	180	31.900	170	168	8	1:44.180	38.621	171	35.758	191	29.801	173	172
4	1:51.103	39.938	140	39.092	178	32.073	171	190	9	1:40.585	37.028	171	34.318	196	29.239	174	196
5	2:13.018	39.434	157	41.483	165	52.101	55	192	10	1:47.569	37.960	172	34.149	197	35.460	173	206

64 Caldwell, GBR

theoretical besttime: 1:36.720

1	2:37.119	1:19.343	147	43.819	185	33.957	170		8	1:42.031	36.698	168	34.397	193	30.936	172	205
2	2:07.868	38.291	156	37.771	190	51.806	54	196	9	1:39.533	35.364	172	34.934	193	29.235	173	207
3	3:51.129	2:44.295	166	36.630	193	30.204	173		10	1:58.944	36.771	170	34.964	194	47.209	56	205
4	1:43.120	36.809	170	35.707	194	30.604	171	205	11	4:35.891	3:31.729	170	34.496	193	29.666	173	
5	1:43.044	36.280	172	36.486	193	30.278	171	204	12	1:48.167	43.562	170	35.310	191	29.295	172	206
6	1:40.446	36.190	170	34.901	193	29.355	171	204	13	1:37.326	35.516	172	33.380	194	28.430	174	205
7	1:41.123	36.370	170	34.467	194	30.286	172	204	14	1:37.226	35.081	174	33.209	196	28.936	176	208

69 Salmenautio, FIN

theoretical besttime: 1:42.979

1	3:02.303	1:34.770	134	49.285	131	38.248	164		8	2:08.671	46.589	136	45.082	133	37.000	135	135
2	1:59.561	43.220	156	40.842	132	35.499	162	163	9	1:59.395	45.778	138	40.151	163	33.466	170	138
3	1:50.438	41.155	149	37.155	160	32.128	171	144	10	1:54.545	42.060	146	39.627	139	32.858	170	175
4	1:46.432	38.774	165	36.436	179	31.222	168	187	11	1:49.924	39.310	138	37.615	169	32.999	171	170
5	1:43.831	37.654	166	35.724	192	30.453	171	201	12	1:58.076	37.929	168	48.287	185	31.860	172	186
6	2:02.759	37.126	168	35.400	189	50.233	56	204	13	1:46.437	38.316	169	36.564	194	31.557	170	183
7	4:25.993	2:46.418	116	59.982	102	39.593	145		14	1:45.341	39.103	162	35.561	194	30.677	169	193

74 Fittipaldi, ITA

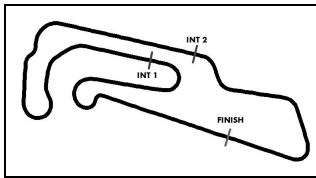
theoretical besttime: 1:37.122

1	2:33.688	1:19.541	149	41.674	176	32.473	158		9	1:59.317	35.259	171	35.688	195	48.370	54	204
2	2:06.761	39.731	157	37.099	180	49.931	55	174	10	3:46.975	2:32.586	122	41.076	144	33.313	137	
3	4:07.091	3:01.405	165	35.585	191	30.101	172		11	1:54.653	41.332	135	38.541	146	34.780	135	155
4	1:40.657	36.092	170	34.821	195	29.744	171	204	12	1:45.994	39.913	151	36.209	172	29.872	176	150
5	1:39.026	35.546	171	34.476	194	29.004	175	206	13	1:40.608	36.843	172	34.534	197	29.231	173	202
6	1:40.851	36.039	170	34.454	193	30.358	175	205	14	1:39.826	36.459	174	34.291	196	29.076	176	206
7	1:38.437	35.482	173	34.188	194	28.767	173	208	15	1:38.187	36.324	172	33.504	198	28.359	175	209
8	1:38.019	35.493	170	33.864	196	28.662	173	208									

80 Estner, DEU

theoretical besttime: 1:38.337

1	2:40.479	1:25.759	143	42.135	158	32.585	156		9	1:58.119	35.694	170	34.857	192	47.568	53	204
2	1:48.828	40.102	148	37.569	185	31.157	168	167	10	3:33.253	2:23.107	159	38.544	170	31.602	169	
3	1:45.167	37.718	160	36.759	185	30.690	168	197	11	1:46.098	38.397	168	36.171	168	31.530	171	180
4	2:02.677	37.295	165	36.509	184	48.873	53	198	12	1:41.674	37.164	172	35.251	194	29.259	173	204
5	4:07.190	2:57.812	154	38.629	187	30.749	169		13	1:41.228	37.057	172	34.805	195	29.366	173	205
6	1:42.046	36.985	166	35.730	192	29.331	171	201	14	1:40.037	36.512	172	34.493	195	29.032	172	205
7	1:39.766	36.122	169	34.639	192	29.005	171	204	15	1:40.443	37.764	170	34.103	195	28.576	174	197
8	1:38.991	35.658	170	34.521	193	28.812	172	203									



ADAC Formel 4

Sector List Free Practice 1



Provisional

DMSB Reg. Nr.: DMSB 830/18



Motorsportarena Oschersleben, Length: 3667m

Air temperature: 13.44°C

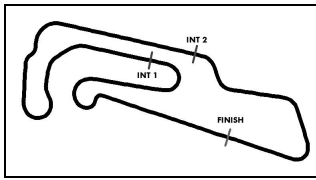
Track temperature: 12.42°C

Weather condition: Dry

Friday, April 13, 2018 8:00:00

Lap	Time	SE1	SP1	SE2	SP2	SE3	SP3	TSP	Lap	Time	SE1	SP1	SE2	SP2	SE3	SP3	TSP
81 Estner, DEU									theoretical besttime: 1:39.026								
1	2:57.148	1:37.902	137	44.466	154	34.780	159		9	1:42.183	37.563	170	35.028	192	29.592	172	194
2	1:52.503	40.516	160	39.531	153	32.456	166	160	10	1:40.525	36.766	168	34.678	193	29.081	173	203
3	1:48.010	38.422	161	37.903	183	31.685	168	189	11	1:45.306	37.129	166	36.875	187	31.302	171	204
4	1:46.109	37.748	165	37.114	182	31.247	171	195	12	1:40.596	37.243	168	34.237	193	29.116	172	186
5	1:44.702	37.983	167	35.929	189	30.790	170	184	13	1:39.050	35.930	170	34.261	194	28.859	173	205
6	2:06.095	38.178	162	36.599	152	51.318	53	177	14	1:41.026	36.561	168	34.793	193	29.672	172	185
7	3:41.491	2:30.762	162	38.378	128	32.351	170		15	1:39.542	36.180	168	34.419	194	28.943	173	206
8	1:43.885	37.647	168	35.771	186	30.467	170	196	16	1:41.656	36.136	169	35.583	193	29.937	172	204

Lap	Time	SE1	SP1	SE2	SP2	SE3	SP3	TSP	Lap	Time	SE1	SP1	SE2	SP2	SE3	SP3	TSP
95 Beckhäuser, CZE									theoretical besttime: 1:43.749								
1	2:27.320	1:07.135	114	45.703	158	34.482	144		7	6:24.001	5:03.556	131	40.311	165	40.134	170	
2	1:55.461	41.355	141	40.604	173	33.502	165	168	8	1:47.980	39.798	166	37.497	182	30.685	172	170
3	1:51.270	39.883	161	39.815	177	31.572	156	160	9	1:44.435	37.660	169	36.390	186	30.385	171	192
4	1:47.085	39.003	168	36.477	174	31.605	172	160	10	1:45.932	37.857	167	36.792	182	31.283	173	188
5	1:58.878	38.630	169	37.880	173	42.368	57	172	11	1:45.647	39.463	162	36.485	194	29.699	174	153
6	6:46.266	5:13.092	133	45.485	164	47.689	55										



ADAC Formel 4

Top speed list Free Practice 1

Provisional



Motorsportarena Oschersleben, Length: 3667m

Air temperature: 13.44°C

Track temperature: 12.42°C

Weather condition: Dry

DMSB Reg. Nr.: DMSB 830/18

Friday, April 13, 2018 8:00:00

#	Name (NAT)	Team	Car name	Speed	Lap	Race time
74	Enzo Fittipaldi (ITA)	Prema Powerteam SRL (ITA)	ADAC Formel 4 powered by Abarth	209.30	15	29:57.475
64	Oliver Caldwell (GBR)	Prema Powerteam SRL (ITA)	ADAC Formel 4 powered by Abarth	208.49	14	28:51.378
30	Liam Lawson (NLD)	Van Amersfoort Racing (NLD)	ADAC Formel 4 powered by Abarth	208.09	15	25:29.497
21	Charles Weerts (BEL)	Van Amersfoort Racing (NLD)	ADAC Formel 4 powered by Abarth	207.69	16	27:26.746
28	Mick Wishofer (AUT)	US Racing - CHR5 (DEU)	ADAC Formel 4 powered by Abarth	207.69	11	29:39.945
23	Joey Alders (NLD)	Van Amersfoort Racing (NLD)	ADAC Formel 4 powered by Abarth	207.29	15	26:20.457
5	Gianluca Petecof (ITA)	Prema Powerteam SRL (ITA)	ADAC Formel 4 powered by Abarth	206.89	9	17:36.000
2	Frederik Vesti (DNK)	Van Amersfoort Racing (NLD)	ADAC Formel 4 powered by Abarth	206.89	13	22:02.039
26	Leon Köhler (DEU)	ADAC Berlin-Brandenburg e.V. (DEU)	ADAC Formel 4 powered by Abarth	206.89	12	24:15.318
14	Leonardo Lorandi (ITA)	KDC Racing (ESP)	ADAC Formel 4 powered by Abarth	206.89	11	24:55.562
4	Niklas Krütten (DEU)	ADAC Berlin-Brandenburg e.V. (DEU)	ADAC Formel 4 powered by Abarth	206.89	12	28:06.624
10	Konsta Lappalainen (FIN)	KIC Driving Academy (FIN)	ADAC Formel 4 powered by Abarth	206.50	12	23:21.156
44	Lirim Zendeli (DEU)	US Racing - CHR5 (DEU)	ADAC Formel 4 powered by Abarth	206.50	10	28:38.964
81	Sebastian Estner (DEU)	Neuhauser Racing Team (AUT)	ADAC Formel 4 powered by Abarth	206.10	15	27:54.293
80	Andreas Estner (DEU)	Neuhauser Racing Team (AUT)	ADAC Formel 4 powered by Abarth	205.71	13	26:29.952
69	Jesse Salmenautio (FIN)	KIC Driving Academy (FIN)	ADAC Formel 4 powered by Abarth	204.93	6	10:28.271
6	Ido Cohen (ISR)	ADAC Berlin-Brandenburg e.V. (DEU)	ADAC Formel 4 powered by Abarth	204.15	10	27:47.648
22	Lucas Alecco Roy (DEU)	Van Amersfoort Racing (NLD)	ADAC Formel 4 powered by Abarth	203.00	15	29:18.756
13	Aaron Di Comberti (GBR)	KDC Racing (ESP)	ADAC Formel 4 powered by Abarth	201.49	12	27:20.026
95	Tom Beckhäuser (CZE)	US Racing - CHR5 (DEU)	ADAC Formel 4 powered by Abarth	192.17	9	25:03.980
27	David Schumacher (DEU)	US Racing - CHR5 (DEU)	ADAC Formel 4 powered by Abarth	178.80	2	2:21.367