



# ADAC Formel 4

## Result List Race 3

Provisional



Hockenheimring, Length: 4574m

Air temperature: 20.88°C

Track temperature: 25.61°C

Weather condition: Dry

**DMSB** Reg. Nr.: 282/17

Sunday, September 24, 2017 11:45:00

started : 24      classified : 20      not classified : 4

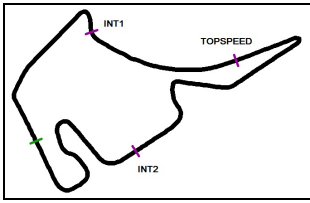
Nr.	Drivers	Team	Laps	Total Time	Gap	Kph	Lap	Time	Kph
Cl.	Car	Competitor							
1	41 <b>A.Petrov(ITA)</b> ADAC Formel 4 powered by Abarth	<b>Van Amersfoort Racing(NLD)</b> Van Amersfoort Racing	18	<b>30:42.801</b>		161.5	8	1:41.617	162.0
2	9 <b>M.Armstrong(ITA)</b> ADAC Formel 4 powered by Abarth	<b>(T) Prema Powerteam SRL(ITA)</b> Prema Powerteam SRL	18	<b>30:45.124</b>	2.323	161.2	12	1:41.618	162.0
3	44 <b>J.Vips(ITA)</b> ADAC Formel 4 powered by Abarth	<b>(T) Prema Powerteam SRL(ITA)</b> Prema Powerteam SRL	18	<b>30:45.804</b>	3.003	161.3	14	1:41.646	161.9
4	3 <b>L.Gachot(GBR)</b> ADAC Formel 4 powered by Abarth	<b>Van Amersfoort Racing(NLD)</b> Van Amersfoort Racing	18	<b>30:48.997</b>	6.196	161.1	12	1:41.495	162.2
5	1 <b>F.Drugovich(ITA)</b> ADAC Formel 4 powered by Abarth	<b>(T) Van Amersfoort Racing(NLD)</b> Van Amersfoort Racing	18	<b>30:49.465</b>	6.664	161.0	15	1:41.323	162.5
6	98 <b>C.Piro(DEU)</b> ADAC Formel 4 powered by Abarth	<b>(T) Team Piro Sports Interdental(DEU)</b> Team Piro Sports Interdental	18	<b>30:52.588</b>	9.787	160.5	10	1:41.926	161.5
7	4 <b>S.Flörsch(DEU)</b> ADAC Formel 4 powered by Abarth	<b>ADAC Berlin-Brandenburg e.V.(DEU)</b> ADAC Berlin-Brandenburg e.V.	18	<b>30:53.242</b>	10.441	161.0	18	1:41.185	162.7
8	7 <b>O.Söderström(SWE)</b> ADAC Formel 4 powered by Abarth	<b>(T) ADAC Berlin-Brandenburg e.V.(DEU)</b> ADAC Berlin-Brandenburg e.V.	18	<b>30:55.525</b>	12.724	160.6	7	1:41.784	161.7
9	28 <b>K.Schramm(DEU)</b> ADAC Formel 4 powered by Abarth	<b>US Racing(DEU)</b> US Racing	18	<b>30:56.271</b>	13.470	160.4	5	1:41.997	161.4
10	11 <b>M.Wishofer(AUT)</b> R ADAC Formel 4 powered by Abarth	<b>(T) Lechner Racing(AUT)</b> Lechner Racing	18	<b>30:58.447</b>	15.646	160.3	8	1:42.055	161.3
11	13 <b>F.Scherer(CHE)</b> ADAC Formel 4 powered by Abarth	<b>(T) US Racing(DEU)</b> US Racing	18	<b>30:59.020</b>	16.219	160.1	12	1:41.721	161.8
12	99 <b>C.Weerts(BEL)</b> R ADAC Formel 4 powered by Abarth	<b>Motopark(DEU)</b> Motopark	18	<b>30:59.440</b>	16.639	160.4	6	1:41.856	161.6
13	18 <b>J.Hanses(DEU)</b> ADAC Formel 4 powered by Abarth	<b>US Racing(DEU)</b> US Racing	18	<b>31:02.922</b>	20.121	160.7	9	1:41.639	162.0
14	6 <b>T.Beckhäuser(CZE)</b> R ADAC Formel 4 powered by Abarth	<b>ADAC Berlin-Brandenburg e.V.(DEU)</b> ADAC Berlin-Brandenburg e.V.	18	<b>31:07.575</b>	24.774	159.8	16	1:42.355	160.8
15	25 <b>D.Ghattas(DEU)</b> R ADAC Formel 4 powered by Abarth	<b>(T) Team Piro Sports Interdental(DEU)</b> Team Piro Sports Interdental	18	<b>31:07.958</b>	25.157	159.8	16	1:42.301	160.9
16	79 <b>D.Malukas(LTU)</b> ADAC Formel 4 powered by Abarth	<b>(T) Motopark(DEU)</b> Motopark	18	<b>31:10.956</b>	28.155	159.4	9	1:42.339	160.9
17	33 <b>J.Aberdein(DEU)</b> ADAC Formel 4 powered by Abarth	<b>(T) Motopark(DEU)</b> Motopark	18	<b>31:54.478</b>	1:11.677	155.4	8	1:41.918	161.5
18	80 <b>A.Estner(DEU)</b> ADAC Formel 4 powered by Abarth	<b>(T) Neuhauser Racing Team(AUT)</b> Neuhauser Racing Team	18	<b>31:56.628</b>	1:13.827	155.2	12	1:41.741	161.8
19	42 <b>L.Hoogenboom(NLD)</b> ADAC Formel 4 powered by Abarth	<b>Motopark(DEU)</b> Motopark	18	<b>32:23.101</b>	1:40.300	152.9	7	1:42.386	160.8
20	81 <b>M.Waldherr(DEU)</b> ADAC Formel 4 powered by Abarth	<b>(T) Neuhauser Racing Team(AUT)</b> Neuhauser Racing Team	16	<b>27:32.003</b>	2LAPS	160.6	4	1:41.539	162.1

### Not classified

5	<b>L.Zendeli(DEU)</b> ADAC Formel 4 powered by Abarth	<b>(T) ADAC Berlin-Brandenburg e.V.(DEU)</b> ADAC Berlin-Brandenburg e.V.	7	<b>23:24.085</b>	11LAPS	76.4	5	1:41.981	161.4
10	R <b>Wagner(DEU)</b> R ADAC Formel 4 powered by Abarth	<b>(T) Lechner Racing(AUT)</b> Lechner Racing	4	<b>24:00.814</b>	14LAPS	37.2			
27	<b>N.Nielsen(DNK)</b> ADAC Formel 4 powered by Abarth	<b>(T) US Racing(DEU)</b> US Racing	1	<b>2:06.859</b>	17LAPS				
2	<b>F.Vesti(DNK)</b> ADAC Formel 4 powered by Abarth	<b>(T) Van Amersfoort Racing(NLD)</b> Van Amersfoort Racing							

*Fastest lap of the race. Car 4 driver Sophia Flörsch on lap 18. Time 1:41.185, average speed 162.7 km/h.*

T = nominated for the team classification



Hockenheimring, Length: 4574m  
 Air temperature: 20.88°C  
 Track temperature: 25.61°C  
 Weather condition: Dry

# ADAC Formel 4

## Result List Race 3

Provisional

**DMSB** Reg. Nr.: 282/17

Sunday, September 24, 2017 11:45:00



**started : 24      classified : 20      not classified : 4**

Nr. Drivers	Team	Laps	Total Time	Gap	Kph	Lap	Time	Kph
Cl. Car	Competitor							

**Subject to final scrutineering!**

Publication time:

Clerk of the Course: Hans Erdel

Timekeeper: Steffen Ruhl



# ADAC Formel 4

## Sector List Race 3

Provisional



Hockenheimring, Length: 4574m

Air temperature: 20.88°C

Track temperature: 25.61°C

Weather condition: Dry

DMSB Reg. Nr.: 282/17

Sunday, September 24, 2017 11:45:00

Lap	Time	SE1	SP1	SE2	SP2	SE3	SP3	TSP	Lap	Time	SE1	SP1	SE2	SP2	SE3	SP3	TSP
<b>1 Drugovich, ITA</b>									<b>theoretical besttime: 1:41.115</b>								
1	1:51.553	29.439	149	49.424	180	32.690	189	228	10	1:41.752	22.213	150	48.152	184	31.387	190	228
2	1:43.489	22.547	153	49.188	180	31.754	189	229	11	1:42.212	22.313	151	48.214	185	31.685	190	230
3	1:42.653	22.249	152	48.793	181	31.611	189	231	12	1:42.325	22.137	152	48.679	182	31.509	188	231
4	1:41.432	22.272	153	47.890	183	31.270	<b>190</b>	229	13	1:41.442	22.401	153	47.837	183	<b>31.204</b>	<b>188</b>	227
5	1:41.998	22.226	153	48.088	<b>185</b>	31.684	190	<b>231</b>	14	1:41.378	22.188	152	47.879	184	31.311	188	225
6	1:43.137	22.160	152	48.483	184	32.494	190	226	15	<b>1:41.323</b>	<b>22.104</b>	<b>152</b>	47.931	184	31.288	189	226
7	1:42.498	22.246	152	48.145	184	32.107	188	230	16	1:41.586	22.231	153	47.966	183	31.389	188	230
8	1:42.361	22.740	153	48.100	183	31.521	190	228	17	1:41.460	22.185	151	47.928	183	31.347	188	226
9	1:45.299	22.905	117	50.598	175	31.796	189	224	18	1:41.567	22.126	152	<b>47.807</b>	<b>185</b>	31.634	183	227

<b>2 Vesti, DNK</b>									<b>theoretical besttime:</b>								
1																	

<b>3 Gachot, GBR</b>									<b>theoretical besttime: 1:41.430</b>								
1	1:52.204	29.729	150	49.616	180	32.859	186	<b>228</b>	10	1:41.763	22.073	152	48.409	183	31.281	187	223
2	1:43.737	22.788	146	48.730	183	32.219	186	226	11	1:41.661	<b>22.027</b>	<b>151</b>	48.337	183	31.297	189	223
3	1:42.654	22.420	152	48.472	182	31.762	<b>189</b>	226	12	<b>1:41.495</b>	22.051	152	48.261	183	<b>31.183</b>	<b>188</b>	223
4	1:42.412	22.180	152	48.400	182	31.832	189	227	13	1:41.887	22.073	151	<b>48.220</b>	<b>183</b>	31.594	188	225
5	1:42.092	22.249	<b>153</b>	48.414	183	31.429	189	226	14	1:41.952	22.154	152	48.365	183	31.433	187	226
6	1:42.814	22.261	153	48.989	178	31.564	187	225	15	1:41.793	22.093	152	48.341	182	31.359	187	221
7	1:42.050	22.134	152	48.412	<b>183</b>	31.504	188	224	16	1:41.981	22.223	152	48.311	183	31.447	188	222
8	1:42.080	22.143	152	48.359	183	31.578	189	226	17	1:41.847	22.286	150	48.275	183	31.286	187	222
9	1:42.702	22.406	150	49.011	183	31.285	188	220	18	1:41.873	22.120	152	48.401	182	31.352	186	221

<b>4 Flörsch, DEU</b>									<b>theoretical besttime: 1:41.067</b>								
1	1:55.082	32.145	148	50.815	179	32.122	186	220	10	1:41.574	22.102	151	48.080	184	31.392	190	229
2	1:43.708	22.499	151	49.189	182	32.020	188	231	11	1:42.261	22.278	152	48.309	182	31.674	189	231
3	1:45.026	23.142	151	49.334	180	32.550	188	228	12	1:42.717	22.178	152	48.938	181	31.601	188	226
4	1:41.530	22.229	151	48.211	182	31.090	190	225	13	1:42.195	22.242	152	48.498	181	31.455	190	232
5	1:41.201	22.144	152	47.977	183	31.080	188	223	14	1:42.617	22.253	151	48.859	182	31.505	187	<b>233</b>
6	1:41.453	22.141	151	48.089	184	31.223	189	224	15	1:42.467	22.211	152	48.717	181	31.539	187	228
7	1:42.092	<b>22.067</b>	151	48.541	180	31.484	187	228	16	1:41.862	22.287	154	48.424	183	31.151	189	225
8	1:41.608	22.235	152	<b>47.947</b>	184	31.426	188	227	17	1:41.469	22.076	152	48.225	184	31.168	188	223
9	1:43.195	22.215	151	48.839	176	32.141	188	231	18	<b>1:41.185</b>	22.101	153	48.031	183	<b>31.053</b>	<b>187</b>	225

<b>5 Zendeli, DEU</b>									<b>theoretical besttime: 1:41.929</b>								
1	1:51.820	29.601	150	49.528	180	32.691	189	226	5	<b>1:41.981</b>	22.244	152	<b>48.196</b>	<b>183</b>	<b>31.541</b>	<b>189</b>	228
2	1:43.759	22.949	150	48.632	182	32.178	189	226	6	1:58.337	22.294	152	49.747	174	46.296	51	228
3	1:42.602	22.283	152	48.420	183	31.899	189	227	7	12:43.247							
4	1:42.339	<b>22.192</b>	<b>153</b>	48.497	183	31.650	<b>189</b>	<b>229</b>									

<b>6 Beckhäuser, CZE</b>									<b>theoretical besttime: 1:42.236</b>								
1	1:56.009	31.648	130	51.129	177	33.232	186	222	10	1:42.806	<b>22.395</b>	<b>152</b>	48.684	181	31.727	187	223
2	1:43.682	22.702	150	49.241	182	31.739	187	228	11	1:42.740	22.561	151	48.556	182	31.623	187	222
3	1:44.662	22.609	<b>153</b>	49.157	179	32.896	186	<b>229</b>	12	1:42.809	22.520	151	48.615	181	31.674	185	221
4	1:42.521	22.499	152	48.399	181	31.623	188	225	13	1:42.961	22.427	152	48.840	182	31.694	188	221
5	1:42.475	22.478	152	48.390	182	31.607	187	225	14	1:43.610	22.483	153	49.291	180	31.836	189	222
6	1:42.992	22.415	151	48.666	180	31.911	186	222	15	1:42.416	22.439	153	48.462	180	31.515	187	224
7	1:43.143	22.591	151	48.645	182	31.907	187	223	16	<b>1:42.355</b>	22.440	152	<b>48.362</b>	<b>183</b>	31.553	183	224
8	1:43.168	22.795	151	48.844	180	31.529	188	220	17	1:42.753	22.587	152	48.493	183	31.673	186	223
9	1:42.834	22.729	152	48.626	181	<b>31.479</b>	188	223	18	1:43.639	22.451	152	49.037	177	32.151	185	223

<b>7 Söderström, SWE</b>									<b>theoretical besttime: 1:41.537</b>								
1	1:52.612	30.313	150	49.800	182	32.499	189	224	10	1:41.999	22.181	151	48.368	182	31.450	188	228
2	1:44.089	23.045	149	49.269	182	31.775	188	218	11	1:42.250	22.208	151	48.518	181	31.524	188	228
3	1:42.326	22.311	151	48.273	183	31.742	188	228	12	1:43.041	<b>22.143</b>	<b>151</b>	49.342	182	31.556	188	228
4	1:42.447	22.268	152	48.276	183	31.903	188	229	13	1:42.270	22.330	151	48.468	183	31.472	189	227
5	1:42.363	22.363	151	48.309	185	31.691	187	227	14	1:43.391	22.263	151	49.446	182	31.682	188	<b>231</b>
6	1:42.724	22.229	152	48.579	180	31.916	<b>189</b>	228	15	1:42.292	22.221	153	48.369	183	31.702	189	228



# ADAC Formel 4

## Sector List Race 3

Provisional



Hockenheimring, Length: 4574m

Air temperature: 20.88°C

Track temperature: 25.61°C

Weather condition: Dry

DMSB Reg. Nr.: 282/17

Sunday, September 24, 2017 11:45:00

Lap	Time	SE1	SP1	SE2	SP2	SE3	SP3	TSP	Lap	Time	SE1	SP1	SE2	SP2	SE3	SP3	TSP
7	1:41.784	22.213	151	48.160	183	31.411	189	225	16	1:42.726	22.352	152	48.545	181	31.829	187	228
8	1:42.514	22.748	152	48.232	183	31.534	188	225	17	1:41.869	22.241	151	47.983	183	31.645	187	228
9	1:42.994	22.195	153	49.060	183	31.739	188	227	18	1:41.834	22.217	153	48.085	185	31.532	187	225

### 9 Armstrong, ITA

theoretical besttime: 1:41.456

1	1:49.556	27.383	147	50.204	177	31.969	187	222	10	1:41.622	22.062	150	48.285	182	31.275	187	223
2	1:43.108	22.455	150	49.208	181	31.445	189	224	11	1:42.225	22.310	150	48.648	183	31.267	188	222
3	1:42.436	22.255	150	48.734	182	31.447	188	224	12	1:41.618	22.104	151	48.244	183	31.270	188	222
4	1:41.969	22.186	150	48.458	182	31.325	188	225	13	1:41.624	22.149	151	48.228	181	31.247	187	222
5	1:42.004	22.215	150	48.298	182	31.491	188	224	14	1:41.854	22.066	150	48.482	183	31.306	186	223
6	1:43.608	22.326	150	49.413	178	31.869	187	223	15	1:41.932	22.248	149	48.333	183	31.351	186	223
7	1:42.257	22.244	151	48.616	182	31.397	187	227	16	1:41.862	22.197	150	48.227	182	31.438	187	224
8	1:41.902	22.179	150	48.329	181	31.394	188	222	17	1:41.796	22.140	150	48.247	183	31.409	186	225
9	1:41.777	22.148	150	48.367	183	31.262	188	222	18	1:41.974	22.265	152	48.147	181	31.562	181	223

### 10 Wagner, DEU

theoretical besttime: 1:45.656

1	1:54.053	31.486	142	50.338	178	32.229	186	225	3	2:42.997	1:10.777	136	52.013	173	40.207	54	217
2	1:57.596	23.089	149	54.078	170	40.429	54	224	4	17:26.168							

### 11 Wishofer, AUT

theoretical besttime: 1:41.840

1	1:52.383	30.039	147	49.638	180	32.706	186	221	10	1:42.185	22.221	148	48.383	181	31.581	186	225
2	1:44.935	23.060	147	49.869	180	32.006	187	225	11	1:42.182	22.267	149	48.378	183	31.537	186	223
3	1:42.712	22.406	149	48.719	180	31.587	186	224	12	1:42.494	22.210	150	48.784	183	31.500	189	223
4	1:42.208	22.347	150	48.425	181	31.436	188	223	13	1:42.177	22.302	149	48.361	183	31.514	188	225
5	1:42.299	22.382	151	48.368	181	31.549	187	223	14	1:43.056	22.251	150	48.791	182	32.014	187	225
6	1:42.558	22.391	149	48.389	182	31.778	188	223	15	1:42.355	22.314	150	48.278	183	31.763	188	225
7	1:43.402	22.403	147	49.381	180	31.618	189	217	16	1:42.512	22.323	149	48.379	182	31.810	187	225
8	1:42.055	22.221	150	48.397	181	31.437	188	225	17	1:43.366	22.335	150	48.194	184	32.837	187	227
9	1:42.859	22.297	149	48.428	182	32.134	187	223	18	1:42.709	22.381	150	48.784	181	31.544	185	228

### 13 Scherer, CHE

theoretical besttime: 1:41.408

1	1:50.897	28.995	151	49.517	176	32.385	188	227	10	1:42.471	22.477	151	48.570	182	31.424	186	224
2	1:42.907	22.661	152	48.587	180	31.659	189	226	11	1:41.938	22.390	151	48.224	183	31.324	187	223
3	1:43.073	22.301	152	49.201	180	31.571	188	227	12	1:41.721	22.273	151	48.098	183	31.350	188	224
4	1:41.819	22.086	152	48.388	180	31.345	188	228	13	1:41.939	22.233	151	48.304	183	31.402	187	225
5	1:42.091	22.348	152	48.276	182	31.467	190	230	14	1:41.904	22.465	152	48.017	183	31.422	188	225
6	1:43.228	22.067	152	48.826	180	32.335	189	227	15	1:42.622	22.856	151	48.311	183	31.495	188	226
7	1:42.671	22.139	152	48.273	183	32.259	186	225	16	1:42.140	22.270	152	48.347	183	31.523	187	228
8	1:42.217	22.285	151	48.436	182	31.496	190	229	17	1:42.300	22.506	152	48.050	183	31.744	188	226
9	1:49.398				182	31.498	186	209	18	1:43.644	22.380	152	49.537	180	31.727	187	225

### 18 Hanses, DEU

theoretical besttime: 1:41.539

1	2:01.792	30.992	148	49.957	179	40.843	178	226	10	1:41.886	22.146	152	48.306	183	31.434	187	225
2	1:46.256	24.008	150	50.155	172	32.093	186	221	11	1:42.114	22.236	151	48.448	183	31.430	187	225
3	1:45.273	22.523	152	51.166	181	31.584	188	222	12	1:41.961	22.143	152	48.344	183	31.474	186	224
4	1:42.491	22.396	151	48.794	182	31.301	186	221	13	1:42.309	22.211	152	48.423	183	31.675	188	228
5	1:41.848	22.117	151	48.483	183	31.248	187	221	14	1:42.207	22.298	153	48.560	183	31.349	186	225
6	1:42.181	22.253	151	48.698	183	31.230	188	221	15	1:41.867	22.156	152	48.429	183	31.282	187	222
7	1:41.684	22.115	152	48.361	183	31.208	187	222	16	1:41.836	22.206	152	48.393	183	31.237	187	223
8	1:41.914	22.204	152	48.497	183	31.213	187	222	17	1:41.834	22.112	152	48.335	183	31.387	186	222
9	1:41.639	22.202	152	48.310	183	31.127	188	224	18	1:41.830	22.240	152	48.300	183	31.290	188	223

### 25 Ghattas, DEU

theoretical besttime: 1:42.299

1	1:56.295	33.054	139	50.507	178	32.734	187	225	10	1:42.710	22.349	152	48.831	181	31.530	186	223
2	1:44.065	22.874	151	49.213	179	31.978	186	223	11	1:42.719	22.456	153	48.792	181	31.471	188	225
3	1:44.197	22.518	152	49.021	181	32.658	188	223	12	1:42.923	22.591	154	48.717	181	31.615	187	222
4	1:42.974	22.679	151	48.811	180	31.484	185	225	13	1:43.426	22.480	152	49.407	181	31.539	187	220
5	1:42.690	22.412	151	48.732	180	31.546	185	222	14	1:43.253	22.305	152	49.037	182	31.911	180	222
6	1:42.594	22.291	151	48.783	181	31.520	187	221	15	1:43.105	22.659	152	49.038	181	31.408	184	221
7	1:42.956	22.440	152	48.825	180	31.691	187	224	16	1:42.301	22.231	152	48.719	181	31.351	185	221
8	1:43.301	22.742	151	49.047	181	31.512	186	224	17	1:42.719	22.258	150	48.828	181	31.633	184	221



# ADAC Formel 4

## Sector List Race 3

Provisional



Hockenheimring, Length: 4574m

Air temperature: 20.88°C

Track temperature: 25.61°C

Weather condition: Dry

**DMSB** Reg. Nr.: 282/17

Sunday, September 24, 2017 11:45:00

Lap	Time	SE1	SP1	SE2	SP2	SE3	SP3	TSP	Lap	Time	SE1	SP1	SE2	SP2	SE3	SP3	TSP
9	1:42.875	22.598	152	48.754	182	31.523	186	<b>225</b>	18	1:42.855	22.459	151	48.822	182	31.574	187	221

### 27 Nielsen, DNK

**theoretical besttime:**

1	2:06.859	32.709	<b>141</b>	<b>51.233</b>	<b>177</b>	42.917	44	<b>221</b>									
---	----------	--------	------------	---------------	------------	--------	----	------------	--	--	--	--	--	--	--	--	--

### 28 Schramm, DEU

**theoretical besttime: 1:41.775**

1	1:51.306	28.185	149	50.338	175	32.783	186	224	10	1:42.081	22.297	152	48.448	183	31.336	186	225
2	1:43.280	22.457	152	49.238	181	31.585	187	<b>229</b>	11	1:42.150	22.248	153	48.513	183	31.389	188	225
3	1:42.763	<b>22.232</b>	152	48.961	182	31.570	187	225	12	1:42.879	22.326	152	48.999	183	31.554	187	223
4	1:42.597	22.356	151	48.936	182	<b>31.305</b>	188	222	13	1:42.591	22.385	153	48.771	183	31.435	184	220
5	<b>1:41.997</b>	22.323	152	48.331	183	31.343	185	224	14	1:42.894	22.293	152	49.022	183	31.579	187	225
6	1:42.962	22.396	152	49.022	183	31.544	<b>189</b>	224	15	1:42.455	22.262	153	48.688	183	31.505	187	223
7	1:42.162	22.266	152	48.374	183	31.522	188	224	16	1:43.066	22.422	154	48.897	183	31.747	188	221
8	1:42.549	22.628	153	48.261	183	31.660	187	229	17	1:42.706	22.332	152	48.681	184	31.693	187	222
9	1:43.665	23.047	151	49.084	183	31.534	189	224	18	1:42.168	22.428	152	<b>48.238</b>	<b>183</b>	31.502	185	226

### 33 Aberdein, DEU

**theoretical besttime: 1:41.702**

1	1:53.410	31.122	149	50.019	177	32.269	<b>189</b>	225	10	1:42.374	22.351	152	48.401	181	31.622	186	221
2	1:44.457	22.922	142	49.174	181	32.361	187	<b>228</b>	11	1:42.313	22.205	153	48.458	182	31.650	187	221
3	1:53.403	22.336	150	49.600	173	41.467	54	228	12	1:41.989	22.211	152	<b>48.234</b>	<b>182</b>	31.544	186	222
4	2:29.895	1:09.818	149	48.569	181	31.508	188	221	13	1:42.461	22.360	152	48.470	181	31.631	185	221
5	1:41.988	22.235	151	48.416	181	<b>31.337</b>	186	220	14	1:42.239	22.306	151	48.246	181	31.687	185	221
6	1:42.125	22.206	151	48.453	182	31.466	186	221	15	1:43.413	23.091	150	48.439	181	31.883	186	220
7	1:42.248	22.197	151	48.462	<b>183</b>	31.589	187	220	16	1:42.623	22.491	152	48.333	180	31.799	186	221
8	<b>1:41.918</b>	22.205	150	48.374	181	31.339	188	221	17	1:42.769	22.579	148	48.236	182	31.954	184	221
9	1:41.959	<b>22.131</b>	151	48.440	183	31.388	188	220	18	1:42.894	22.502	151	48.507	181	31.885	185	221

### 41 Petrov, ITA

**theoretical besttime: 1:41.299**

1	1:49.888	28.416	150	49.491	177	31.981	188	226	10	1:41.739	22.040	151	48.507	182	31.192	187	222
2	1:43.145	22.398	152	49.243	180	31.504	189	<b>230</b>	11	1:41.742	22.033	150	48.377	183	31.332	188	221
3	1:42.437	22.282	<b>152</b>	48.626	181	31.529	<b>189</b>	228	12	1:41.809	22.117	151	48.383	183	31.309	187	221
4	1:42.045	22.181	151	48.468	179	31.396	186	228	13	1:41.856	22.168	152	48.363	182	31.325	185	221
5	1:41.955	22.231	151	48.218	<b>183</b>	31.506	188	226	14	1:41.887	22.176	152	48.414	182	31.297	186	221
6	1:42.096	22.189	151	48.524	182	31.383	188	230	15	1:41.793	21.978	151	48.454	182	31.361	186	222
7	1:41.718	22.136	152	48.434	182	<b>31.148</b>	188	220	16	1:41.853	22.148	150	48.340	183	31.365	186	222
8	<b>1:41.617</b>	22.002	150	48.380	182	31.235	187	220	17	1:41.692	22.093	152	<b>48.190</b>	<b>182</b>	31.409	186	222
9	1:41.640	<b>21.961</b>	151	48.364	183	31.315	187	221	18	1:41.889	22.103	151	48.401	182	31.385	184	222

### 42 Hoogenboom, NLD

**theoretical besttime: 1:42.363**

1	1:52.810	30.613	149	49.793	179	32.404	<b>187</b>	<b>228</b>	10	1:42.626	22.219	150	48.723	179	31.684	186	220
2	2:11.167	23.063	148	1:01.127	144	46.977	53	215	11	1:42.747	22.270	150	48.785	182	31.692	186	219
3	2:33.616	1:11.591	146	50.023	177	32.002	185	219	12	1:43.032	22.264	148	48.955	180	31.813	185	219
4	1:42.877	22.357	149	49.016	180	<b>31.504</b>	186	219	13	1:43.517	22.430	148	49.080	179	32.007	185	220
5	1:42.578	22.243	149	48.758	179	31.577	186	219	14	1:43.473	22.561	147	49.048	180	31.864	184	219
6	1:42.805	22.314	149	48.871	181	31.620	184	219	15	1:43.301	22.486	147	48.896	180	31.919	184	221
7	<b>1:42.386</b>	<b>22.173</b>	150	<b>48.686</b>	180	31.527	186	219	16	1:43.371	22.370	149	49.144	180	31.857	185	220
8	1:42.845	22.184	148	48.906	181	31.755	187	219	17	1:43.393	22.387	149	49.007	180	31.999	184	220
9	1:42.832	22.349	148	48.758	180	31.725	186	220	18	1:43.725	22.513	145	49.161	180	32.051	185	221

### 44 Vips, ITA

**theoretical besttime: 1:41.427**

1	1:50.559	27.587	149	50.718	174	32.254	187	221	10	1:41.737	22.145	151	48.276	183	31.316	188	225
2	1:42.922	22.285	150	48.953	179	31.684	187	225	11	1:42.143	22.105	151	48.661	178	31.377	187	226
3	1:42.711	22.346	150	49.038	181	31.327	187	220	12	1:41.699	<b>22.034</b>	<b>151</b>	<b>48.176</b>	<b>183</b>	31.489	187	226
4	1:42.095	22.097	<b>151</b>	48.720	181	31.278	188	226	13	1:41.811	22.126	151	48.364	182	31.321	188	225
5	1:41.963	22.176	151	48.570	182	<b>31.217</b>	186	225	14	<b>1:41.646</b>	22.135	150	48.246	183	31.265	187	224
6	1:42.665	22.212	151	48.827	182	31.626	<b>190</b>	223	15	1:41.831	22.178	151	48.250	182	31.403	188	225
7	1:42.527	22.388	150	48.594	180	31.545	188	225	16	1:41.955	22.251	150	48.282	182	31.422	187	225
8	1:41.831	22.159	151	48.338	182	31.334	189	224	17	1:41.774	22.216	150	48.280	183	31.278	188	225
9	1:41.778	22.054	151	48.373	183	31.351	189	<b>227</b>	18	1:42.157	22.311	151	48.270	183	31.576	179	225



# ADAC Formel 4

## Sector List Race 3

Provisional



Hockenheimring, Length: 4574m

Air temperature: 20.88°C

Track temperature: 25.61°C

Weather condition: Dry

**DMSB** Reg. Nr.: 282/17

Sunday, September 24, 2017 11:45:00

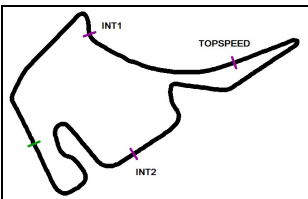
Lap	Time	SE1	SP1	SE2	SP2	SE3	SP3	TSP	Lap	Time	SE1	SP1	SE2	SP2	SE3	SP3	TSP
<b>79</b>	Malukas, LTU								<b>theoretical besttime: 1:42.188</b>								
1	1:55.608	31.843	140	51.405	177	32.360	186	<b>224</b>	10	1:42.376	22.246	150	<b>48.588</b>	<b>181</b>	31.542	185	221
2	1:49.037	22.468	149	53.359	173	33.210	185	224	11	1:43.338	22.417	149	49.271	180	31.650	187	221
3	1:43.503	22.526	150	49.211	179	31.766	185	221	12	1:42.521	<b>22.210</b>	<b>151</b>	48.726	181	31.585	185	224
4	1:42.793	22.470	149	48.835	181	31.488	186	220	13	1:42.653	22.326	150	48.700	181	31.627	186	221
5	1:42.626	22.483	148	48.730	180	31.413	187	220	14	1:42.975	22.491	149	48.735	182	31.749	183	222
6	1:42.750	22.354	150	48.865	181	31.531	185	220	15	1:43.507	22.640	150	49.049	179	31.818	184	223
7	1:42.726	22.583	149	48.694	181	31.449	185	220	16	1:43.072	22.539	148	48.811	181	31.722	185	222
8	1:42.603	22.539	<b>151</b>	48.619	181	31.445	187	219	17	1:43.117	22.519	150	48.803	179	31.795	184	220
9	<b>1:42.339</b>	22.344	148	48.605	181	<b>31.390</b>	185	221	18	1:43.412	22.591	144	49.058	181	31.763	185	220

<b>80</b>	Estner, DEU								<b>theoretical besttime: 1:41.499</b>								
1	1:53.078	30.506	148	50.163	180	32.409	186	223	10	1:41.742	22.225	152	48.182	183	31.335	186	222
2	1:45.245	23.050	137	49.647	180	32.548	183	<b>225</b>	11	1:41.775	22.196	152	48.307	183	31.272	187	221
3	1:50.422	23.129	151	49.683	178	37.610	54	222	12	<b>1:41.741</b>	22.210	152	48.299	183	31.232	186	221
4	2:40.125	1:19.521	151	49.063	181	31.541	185	219	13	1:41.781	<b>22.113</b>	<b>151</b>	48.290	183	31.378	187	221
5	1:42.154	22.371	151	48.575	182	<b>31.208</b>	187	220	14	1:42.126	22.525	151	<b>48.178</b>	<b>183</b>	31.423	186	222
6	1:42.086	22.270	151	48.457	182	31.359	<b>187</b>	220	15	1:41.775	22.252	151	48.214	183	31.309	186	221
7	1:42.853	22.999	151	48.599	182	31.255	187	219	16	1:41.979	22.240	153	48.244	183	31.495	185	222
8	1:41.890	22.281	151	48.397	182	31.212	187	220	17	1:42.127	22.321	151	48.314	183	31.492	185	222
9	1:41.875	22.157	152	48.375	182	31.343	186	222	18	1:41.854	22.225	151	48.256	183	31.373	186	221

<b>81</b>	Waldherr, DEU								<b>theoretical besttime: 1:41.322</b>								
1	1:54.551	32.848	143	49.472	181	32.231	189	228	10	1:41.722	22.189	152	<b>48.012</b>	<b>184</b>	31.521	191	226
2	1:43.801	22.773	149	48.818	182	32.210	188	229	11	1:41.984	22.101	151	48.431	182	31.452	189	225
3	1:43.642	22.479	152	48.995	173	32.168	189	225	12	1:41.711	22.188	152	48.073	183	31.450	189	<b>230</b>
4	<b>1:41.539</b>	22.106	152	48.148	183	31.285	188	224	13	1:42.193	22.225	152	48.348	183	31.620	189	225
5	1:41.679	<b>22.052</b>	<b>153</b>	48.369	182	<b>31.258</b>	189	225	14	1:43.137	22.171	151	49.065	182	31.901	188	227
6	1:42.170	22.123	152	48.365	183	31.682	189	227	15	1:42.279	22.133	152	48.510	182	31.636	188	227
7	1:42.287	22.288	148	48.641	182	31.358	188	223	16	1:42.522	22.267	152	48.456	182	31.799	190	227
8	1:41.753	22.074	152	48.143	182	31.536	188	225	17		22.342	152	48.421	182			227
9	1:45.033	22.079	152	49.325	176	33.629	189	225									

<b>98</b>	Piro, DEU								<b>theoretical besttime: 1:41.801</b>								
1	1:48.505	27.799	150	48.840	180	31.866	186	<b>226</b>	10	<b>1:41.926</b>	22.149	150	48.346	183	31.431	187	223
2	1:42.812	22.400	151	48.820	182	31.592	186	219	11	1:42.086	22.171	150	48.473	183	31.442	188	224
3	1:42.587	22.263	150	48.827	181	31.497	187	220	12	1:42.167	22.219	151	48.421	183	31.527	187	223
4	1:42.316	22.303	150	48.696	181	<b>31.317</b>	187	220	13	1:42.302	22.261	150	48.481	183	31.560	187	222
5	1:42.280	22.168	150	48.702	181	31.410	187	219	14	1:43.057	22.281	150	49.041	182	31.735	187	222
6	1:43.841	22.594	151	49.507	180	31.740	188	219	15	1:42.231	22.245	150	48.394	183	31.592	188	225
7	1:43.930	22.165	151	49.528	183	32.237	<b>188</b>	223	16	1:42.865	22.306	151	48.809	183	31.750	188	223
8	1:42.316	<b>22.145</b>	150	48.675	183	31.496	188	224	17	1:42.520	22.459	150	48.398	183	31.663	186	224
9	1:42.062	22.254	151	<b>48.339</b>	<b>183</b>	31.469	188	224	18	1:42.785	22.332	150	48.563	183	31.890	186	223

<b>99</b>	Weerts, BEL								<b>theoretical besttime: 1:41.654</b>								
1	1:54.284	32.399	148	49.733	178	32.152	<b>189</b>	<b>230</b>	10	1:42.150	22.206	150	48.335	183	31.609	187	228
2	1:44.339	22.714	148	49.365	181	32.260	186	226	11	1:42.566	22.476	152	48.520	182	31.570	188	220
3	1:43.855	23.073	150	48.977	181	31.805	189	228	12	1:42.452	22.576	149	48.324	183	31.552	187	223
4	1:42.352	22.382	150	48.479	181	31.491	185	226	13	1:42.106	22.254	151	<b>48.278</b>	<b>182</b>	31.574	187	226
5	1:42.464	22.414	<b>152</b>	48.587	183	31.463	188	222	14	1:42.709	22.438	149	48.395	182	31.876	189	225
6	<b>1:41.856</b>	22.163	152	48.371	181	<b>31.322</b>	189	225	15	1:42.628	22.448	151	48.607	181	31.573	186	226
7	1:42.129	22.299	152	48.410	181	31.420	187	226	16	1:43.422	22.290	150	49.511	181	31.621	188	225
8	1:41.903	<b>22.054</b>	152	48.373	182	31.476	187	224	17	1:42.790	22.538	151	48.300	183	31.952	188	225
9	1:42.636	22.231	151	48.306	182	32.099	186	225	18	1:42.799	22.378	149	48.492	182	31.929	187	225



# ADAC Formel 4

## Lap Chart Race 3

Provisional

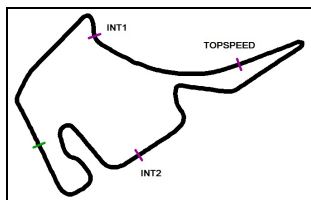


Hockenheimring, Length: 4574 m

Sunday, September 24, 2017 11:45:00

L/P	1	2	3	4	5	6	7	8	9	10	11	12	13	14	15	16	17	18	19	20	21	22	23	24	25	26	27	28	29	30	31	32	33	34	35	36	37	38	39	40	41	42	43	44	45													
LAP 1	98	9	41	44	13	28	1	5	3	11	7	42	80	33	10	99	81	4	79	6	25	18	.27																																			
LAP 2	98	9	41	44	13	28	1	5	3	7	11	33	80	81	99	4	6	25	79	18	.10	.42																																				
LAP 3	98	9	41	44	13	28	1	5	3	7	11	81	99	4	6	25	79	.80	.33	18	.10	42																																				
LAP 4	98	9	41	44	13	1	28	5	3	7	11	81	99	4	6	25	79	18	33	80	42	10'																																				
LAP 5	98	9	41	44	13	1	28	5	3	7	11	81	4	99	6	25	79	18	33	80	42																																					
LAP 6	41	98	9	44	13	1	28	3	7	11	81	4	99	6	25	79	18	.5	33	80	42																																					
LAP 7	41	9	44	98	13	1	28	3	7	81	4	11	99	6	25	79	18	33	80	42	5'																																					
LAP 8	41	9	44	98	13	1	28	3	7	81	4	11	99	6	25	79	18	33	80	42																																						
LAP 9	41	9	44	98	3	28	7	1	4	11	99	81	13	6	25	79	18	33	80	42																																						
LAP 10	41	9	44	98	3	28	7	1	4	11	99	81	13	6	25	79	18	33	80	42																																						
LAP 11	41	9	44	98	3	28	7	1	4	11	81	99	13	6	25	18	79	33	80	42																																						
LAP 12	41	9	44	98	3	28	1	7	4	81	11	99	13	6	25	18	79	33	80	42																																						
LAP 13	41	9	44	98	3	1	28	7	4	81	11	99	13	6	18	25	79	33	80	42																																						
LAP 14	41	9	44	3	98	1	28	4	7	81	11	99	13	18	6	25	79	33	80	42																																						
LAP 15	41	9	44	3	98	1	28	4	7	81	11	99	13	18	6	25	79	33	80	42																																						
LAP 16	41	9	44	3	1	98	4	28	7	81	11	13	99	18	6	25	79	33	80	42																																						
LAP 17	41	9	44	3	1	98	4	7	28	13	11	99	18	6	25	79	33	80	42																																							
LAP 18	41	9	44	3	1	98	4	7	28	11	13	99	18	6	25	79	33	80	42																																							

. - PIT STOP ' - LAP BEHIND



Hockenheimring, Length: 4574m

Air temperature: 20.88°C

Track temperature: 25.61°C

Weather condition: Dry

# ADAC Formel 4

## Top speed list Race 3

Provisional

**DMSB** Reg. Nr.: 282/17

Sunday, September 24, 2017 11:45:00



#	Name (NAT)	Team	Car name	Speed	Lap	Race time
4	Sophia Flörsch (DEU)	ADAC Berlin-Brandenburg e.V. (DEU)	ADAC Formel 4 powered by Abarth	233.76	14	22:59.877
1	Felipe Drugovich (ITA)	Van Amersfoort Racing (NLD)	ADAC Formel 4 powered by Abarth	231.75	5	7:35.374
7	Oliver Söderström (SWE)	ADAC Berlin-Brandenburg e.V. (DEU)	ADAC Formel 4 powered by Abarth	231.26	14	22:59.762
99	Charles Weerts (BEL)	Motopark (DEU)	ADAC Formel 4 powered by Abarth	230.27	1	46.671
41	Artem Petrov (ITA)	Van Amersfoort Racing (NLD)	ADAC Formel 4 powered by Abarth	230.27	2	2:26.461
13	Fabio Scherer (CHE)	US Racing (DEU)	ADAC Formel 4 powered by Abarth	230.27	5	7:35.166
81	Michael Waldherr (DEU)	Neuhauser Racing Team (AUT)	ADAC Formel 4 powered by Abarth	230.27	12	19:36.497
28	Kim Luis Schramm (DEU)	US Racing (DEU)	ADAC Formel 4 powered by Abarth	229.78	2	2:27.869
5	Lirim Zendeli (DEU)	ADAC Berlin-Brandenburg e.V. (DEU)	ADAC Formel 4 powered by Abarth	229.78	4	5:54.483
6	Tom Beckhäuser (CZE)	ADAC Berlin-Brandenburg e.V. (DEU)	ADAC Formel 4 powered by Abarth	229.29	3	4:16.498
3	Louis Gachot (GBR)	Van Amersfoort Racing (NLD)	ADAC Formel 4 powered by Abarth	228.81	1	43.955
42	Leonard Hoogenboom (NLD)	Motopark (DEU)	ADAC Formel 4 powered by Abarth	228.81	1	44.988
33	Jonathan Aberdein (DEU)	Motopark (DEU)	ADAC Formel 4 powered by Abarth	228.81	2	2:30.655
18	Julian Hanses (DEU)	US Racing (DEU)	ADAC Formel 4 powered by Abarth	228.81	13	21:27.478
11	Mick Wishofer (AUT)	Lechner Racing (AUT)	ADAC Formel 4 powered by Abarth	228.81	18	29:52.344
44	Juri Vips (ITA)	Prema Powerteam SRL (ITA)	ADAC Formel 4 powered by Abarth	227.84	9	14:23.572
9	Marcus Armstrong (ITA)	Prema Powerteam SRL (ITA)	ADAC Formel 4 powered by Abarth	227.36	7	10:59.161
98	Cedric Piro (DEU)	Team Piro Sports Interdental (DEU)	ADAC Formel 4 powered by Abarth	226.89	1	42.128
10	Richard Wagner (DEU)	Lechner Racing (AUT)	ADAC Formel 4 powered by Abarth	225.94	1	46.060
25	Dou Reid Ghattas (DEU)	Team Piro Sports Interdental (DEU)	ADAC Formel 4 powered by Abarth	225.94	9	14:36.013
80	Andreas Estner (DEU)	Neuhauser Racing Team (AUT)	ADAC Formel 4 powered by Abarth	225.46	2	2:30.843
79	David Malukas (LTU)	Motopark (DEU)	ADAC Formel 4 powered by Abarth	224.06	1	46.464
27	Nicklas Nielsen (DNK)	US Racing (DEU)	ADAC Formel 4 powered by Abarth	221.31	1	47.352