



ADAC GT Masters

Result List Qualifying 2



Provisional

DMSB Reg. Nr.: 281/17

Amended
24.9.2017 - 11:38

Hockenheimring, Length: 4574m

Air temperature: 16.32°C

Track temperature: 18.11°C

Weather condition: Dry

Sunday, September 24, 2017 10:30:00

started : 26 classified : 26 not classified : 0

	Drivers	Team	Car	Lap	Best Time	Gap	Diff	Kph	Day Time
1	42 N.Catsburg(NLD)/P.Eng(AUT)	BMW Team Schnitzer(DEU)	BMW M6 GT3	5	1:37.511			168.8	10:45:39
2	63 R.Ineichen(CHE)(T)/C.Engelhart(DEU)	GRT Grasser-Racing-Team(AUT)	LamborghiniHuracanGT3	5	1:37.634	0.123	0.123	168.6	10:45:51
3	3 M.Pommer(DEU)/K.van der Linde(ZAF)	Aust Motorsport(DEU)	Audi R8 LMS	5	1:37.822	0.311	0.188	168.3	10:44:36
4	2 J.Schmidt(CHE)(J)/C.Haase(DEU)	MontaplastbyLand-Motorsport(DEU)	Audi R8 LMS	7	1:37.838	0.327	0.016	168.3	10:48:42
5	99 R.Renauer(DEU)/S.Müller(DEU)	Precote Herberth Motorsport(DEU)	Porsche 911 GT3 R	4	1:37.921	0.410	0.083	168.1	10:43:56
6	19 E.Perez Companc(ARG)(J)/M.Bortolotti(ITA)	GRT Grasser-Racing-Team(AUT)	LamborghiniHuracanGT3	7	1:38.046	0.535	0.125	167.9	10:47:28
7	25 M.Ortmann(DEU)(J)/F.Stippler(DEU)	BWT Mücke Motorsport(DEU)	Audi R8 LMS	7	1:38.107	0.596	0.061	167.8	10:50:18
8	17 M.Jaminet(FRA)/M.Ammernüller(DEU)	KÜS TEAM75 Bernhard(DEU)	Porsche 911 GT3 R	5	1:38.210	0.699	0.103	167.6	10:46:39
9	24 F.Salaquarda(CZE)/M.Winkelhock(DEU)	BWT Mücke Motorsport(DEU)	Audi R8 LMS	9	1:38.214	0.703	0.004	167.6	10:49:22
10	48 I.Dontje(NLD)(J)/M.Kirchhöfer(DEU)	Mercedes-AMGTeamHTPMotorsport(L)	Mercedes-AMG GT3	8	1:38.245	0.734	0.031	167.6	10:47:45
11	1 C.De Phillippi(USA)/C.Mies(DEU)	MontaplastbyLand-Motorsport(DEU)	Audi R8 LMS	7	1:38.362	0.851	0.117	167.4	10:49:17
12	26 S.Asch(DEU)/S.Mücke(DEU)	BWT Mücke Motorsport(DEU)	Mercedes-AMG GT3	8	1:38.385	0.874	0.023	167.3	10:49:19
13	21 L.Stolz(DEU)(J)/L.Ludwig(DEU)	Team Zakspeed(DEU)	Mercedes-AMG GT3	8	1:38.449	0.938	0.064	167.2	10:50:02
14	77 J.Gounon(FRA)(J)/D.Keilwitz(DEU)	Callaway Competition(DEU)	Corvette C7 GT3	5	1:38.466	0.955	0.017	167.2	10:45:28
15	4 D.Marschall(DEU)(J)/P.Niederhauser(CHE)	Aust Motorsport(DEU)	Audi R8 LMS	8	1:38.486	0.975	0.020	167.1	10:48:01
16	6 F.Spengler(DEU)/C.Zanella(CHE)	HB Racing WDS Bau(AUT)	LamborghiniHuracanGT3	5	1:38.520	1.009	0.034	167.1	10:49:31
17	8 R.Feller(CHE)(J)/P.Kaffer(DEU)	Audi Sport racing academy(DEU)	Audi R8 LMS	6	1:38.529	1.018	0.009	167.1	10:46:24
18	84 P.Assenheimer(DEU)(J)/M.Götz(DEU)	Mercedes-AMGTeamHTPMotorsport(L)	Mercedes-AMG GT3	7	1:38.557	1.046	0.028	167.0	10:47:36
19	20 N.Sylvest(DNK)(J)/N.Rogivue(CHE)(J)	Team Zakspeed(DEU)	Mercedes-AMG GT3	8	1:38.568	1.057	0.011	167.0	10:48:14
20	36 K.Bachler(AUT)/A.Macdonald(GBR)	Schütz Motorsport(DEU)	Porsche 911 GT3 R	7	1:38.633	1.122	0.065	166.9	10:46:18
21	9 E.Erhart(DEU)/C.Höher(AUT)(J)	Audi Sport racing academy(DEU)	Audi R8 LMS	6	1:38.951	1.440	0.318	166.4	10:46:27
22	50 R.Frey(CHE)/P.Geipel(DEU)	YACO Racing(DEU)	Audi R8 LMS	6	1:38.972	1.461	0.021	166.3	10:46:00
23	13 S.Barth(DEU)(T)/M.Hackländer(DEU)	RWT Racing(AUT)	Corvette C7 GT3	7	1:39.073	1.562	0.101	166.2	10:48:49
24	18 A.de Leener(BEL)/C.Friedrich(DEU)(J)	KÜS TEAM75 Bernhard(DEU)	Porsche 911 GT3 R	7	1:39.249	1.738	0.176	165.9	10:46:09
25	66 J.Judek(DEU)(J)/E.Lindholm(FIN)(J)	ADACNSA/AttemptoRacingTeam(DE)	LamborghiniHuracanGT3	8	1:39.260	1.749	0.011	165.8	10:48:30
26	22 R.Lips(CHE)(T)/M.Gassner(DEU)	MRS GT-Racing(DEU)	Nissan GT-RNISMOGT3	2	1:54.012	16.501	14.752	144.4	10:34:06

Did not start

7 N.Siedler(AUT)/M.Mapelli(ITA) HB Racing WDS Bau(AUT) LamborghiniHuracanGT3

Following race director decision cancellation of the relevant lap time under red flag

Following race director decision cancellation of the relevant lap time for car no. 3, 17, 63, 99, 6, 25, 19, 84

Following race director decision no. 65, 66, 67, 68, 69, 70 cancellation of the fastest lap time for car no. 63, 19, 50, 17, 18, 1

Subject to final scrutineering!

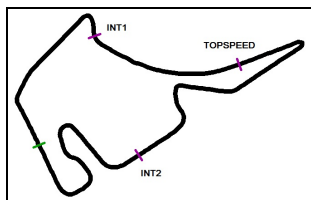
Publication time:	Clerk of the Course: Hans Erdel	Timekeeper: Steffen Ruhl
-------------------	---------------------------------	--------------------------

ver: 1.1

www.adac.de/motorsport

Page 1/ 1 printed: 24.9.2017 11:38

CERTINA
S W I S S W A T C H E S



ADAC GT Masters

Sector List Qualifying 2

Provisional



Hockenheimring, Length: 4574m

Air temperature: 16.32°C

Track temperature: 18.11°C

Weather condition: Dry

DMSB Reg. Nr.: 281/17

Amended
24.9.2017 - 11:38

Sunday, September 24, 2017 10:30:00

Lap	Time	SE1	SP1	SE2	SP2	SE3	SP3	TSP	Lap	Time	SE1	SP1	SE2	SP2	SE3	SP3	TSP
1	De Phillippi, USA / Mies, DEU								theoretical besttime: 1:38.309								
1	4:52.531	3:06.054	98	1:10.718	152	35.759	198	126	5	1:38.624	21.741	160	45.756	195	31.127	203	259
2	2:00.791	24.232	138	50.543	187	46.016	55	229	6	1:38.276	21.568	160	45.637	196	31.071	204	259
3	4:06.724	2:40.529	159	49.545	190	36.650	199	258	6	1:39.782	21.641	161	45.614	195	32.527	202	260
4	1:41.152	22.151	159	46.197	194	32.804	202	259	7	1:38.362	21.620	161	45.562	194	31.180	203	259

2	Schmidt, CHE / Haase, DEU								theoretical besttime: 1:37.838								
1	5:05.418	3:09.287	110	1:13.220	64	42.911	197	143	5	1:38.534	21.680	161	45.740	194	31.114	205	259
2	2:04.840	23.003	151	52.495	117	49.342	52	255	6	1:41.077	21.674	159	46.142	193	33.261	206	260
3	4:55.353	3:29.071	160	46.641	188	39.641	204	255	7	1:37.838	21.544	160	45.366	194	30.928	205	258
4	1:38.908	22.030	161	45.781	195	31.097	206	257	8	1:47.943	21.818	155	47.283	116	38.842	59	258

3	Pommer, DEU / van der Linde, ZAF								theoretical besttime: 1:37.739								
1	2:12.909	41.257	117	55.489	182	36.163	197	197	5	1:37.822	21.428	161	45.423	196	30.971	203	259
2	1:43.509	23.719	151	47.366	188	32.424	203	255	6	1:37.898	21.345	161	45.437	196	31.116	203	260
3	1:45.794	21.730	159	45.820	194	38.244	58	260	7	1:41.864	23.580	159	46.544	194	31.740	203	258
4	5:35.754	3:59.810	155	52.360	153	43.584	202	228	8	1:37.986	21.433	160	45.482	195	31.071	201	259
5	1:39.923	21.589	159	45.774	194	32.560	202	258									

4	Marschall, DEU / Niederhauser, CHE								theoretical besttime: 1:38.420								
1	2:17.977	45.079	116	55.976	180	36.922	192	212	6	1:38.518	21.659	160	45.601	194	31.258	205	260
2	1:47.722	24.019	152	49.286	185	34.417	199	255	7	1:42.166	22.284	153	47.618	191	32.264	204	254
3	1:58.407	22.804	158	46.196	192	49.407	57	259	8	1:38.486	21.566	160	45.629	196	31.291	202	260
4	5:17.459	3:41.327	158	49.735	163	46.397	201	256	9	1:38.519	21.601	160	45.665	194	31.253	203	260
5	1:39.594	22.089	160	46.045	195	31.460	204	258									

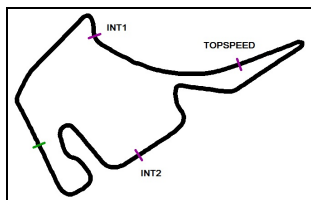
6	Spengler, DEU / Zanella, CHE								theoretical besttime: 1:38.267								
1	11:12.278	9:32.411	118	55.341	177	44.526	196	213	4	1:38.824	21.660	160	45.609	197	31.555	204	259
2	1:42.348	23.032	155	47.411	191	31.905	205	244	4	1:38.544	21.721	160	45.723	196	31.100	204	260
3	1:39.713	21.851	161	46.260	182	31.602	206	258	5	1:38.520	21.558	160	45.609	196	31.353	205	259

8	Feller, CHE / Kaffer, DEU								theoretical besttime: 1:38.524								
1	2:30.084	47.049	112	58.422	176	44.613	58	185	5	1:38.728	21.642	160	45.615	197	31.471	204	260
2	3:26.369	1:46.951	130	51.216	186	48.202	52	246	6	1:38.529	21.624	161	45.429	197	31.476	204	260
3	5:29.920	3:50.648	155	49.077	186	50.195	199	256	7	1:39.085	21.738	161	45.601	193	31.746	203	260
4	1:40.463	22.541	160	46.065	194	31.857	203	258	8	1:38.964	21.760	158	45.719	195	31.485	203	259

9	Erhart, DEU / Höher, AUT								theoretical besttime: 1:38.843								
1	2:31.301	47.919	123	58.567	157	44.815	57	171	5	1:39.312	21.901	149	45.866	196	31.545	204	259
2	3:40.164	2:05.969	152	51.177	186	43.018	58	195	6	1:38.951	21.750	161	45.588	195	31.613	202	260
3	5:17.052	3:37.203	160	49.000	170	50.849	200	214	7	1:39.342	21.955	163	45.614	196	31.773	204	261
4	1:39.911	22.243	161	45.903	196	31.765	202	260	8	1:39.114	21.798	161	45.811	195	31.505	203	261

13	Barth, DEU / Hackländer, DEU								theoretical besttime: 1:39.000								
1	3:43.807	2:02.495	110	1:03.146	172	38.166	190	173	4	1:39.649	22.140	166	45.686	195	31.823	206	258
2	1:52.207	24.858	154	51.076	166	36.273	165	246	5	1:39.238	22.004	166	45.737	196	31.497	206	258
2	2:09.387	28.027	131	56.265	155	45.095	42	182	6	1:39.276	21.945	167	45.720	196	31.611	204	259
3	4:26.424	2:57.577	165	48.014	193	40.833	207	247	7	1:39.073	22.018	167	45.607	196	31.448	207	258

17	Jaminet, FRA / Ammermüller, DEU								theoretical besttime: 1:38.121								
1	4:31.011	3:00.985	127	53.997	178	36.029	195	210	4	1:38.488	21.701	164	45.373	196	31.414	206	262
2	1:54.618	24.100	151	50.298	179	40.220	56	223	5	1:38.210	21.628	166	45.365	196	31.217	207	262
3	5:16.424	3:07.159	151	1:19.460	129	49.805	202	251	6	1:38.130	21.589	165	45.326	197	31.215	207	262
4	1:39.405	22.321	165	45.639	196	31.445	206	261	6	1:38.455	21.539	164	45.404	195	31.512	206	262



ADAC GT Masters

Sector List Qualifying 2



Provisional

DMSB Reg. Nr.: 281/17

Amended
24.9.2017 - 11:38

Hockenheimring, Length: 4574m

Air temperature: 16.32°C

Track temperature: 18.11°C

Weather condition: Dry

Sunday, September 24, 2017 10:30:00

Lap	Time	SE1	SP1	SE2	SP2	SE3	SP3	TSP	Lap	Time	SE1	SP1	SE2	SP2	SE3	SP3	TSP
18 de Leener, BEL / Friedrich, DEU									theoretical besttime: 1:39.136								
1	2:22.991	37.380	122	1:01.247	163	44.364	57	173	6	1:39.333	21.810	163	45.965	195	31.558	204	261
2	2:31.854	1:00.510	148	55.524	163	35.820	200	165	7	1:39.249	21.923	162	45.802	196	31.524	204	260
3	1:59.509	22.977	160	50.786	183	45.746	51	216	8	1:38.993	21.788	164	45.788	195	31.447	205	261
4	4:16.009	2:39.141	154	52.401	180	44.467	202	237	8	1:46.882	23.165	145	46.280	194	37.437	57	258
5	1:39.934	22.082	162	46.269	195	31.583	203	258									

19 Perez Companc, ARG / Bortolotti, ITA									theoretical besttime: 1:37.916								
1	3:22.043	1:49.149	137	53.637	182	39.257	195	240	6	1:37.994	21.588	159	45.448	196	30.955	204	257
2	1:46.787	24.952	154	48.515	187	33.320	199	252	6	1:38.051	21.574	159	45.427	196	31.050	204	257
3	2:11.262	24.338	136	58.524	184	48.400	56	176	7	1:38.046	21.523	159	45.557	196	30.966	204	257
4	3:34.737	2:08.186	156	47.656	190	38.895	202	248	8	1:38.157	21.429	160	45.628	195	31.100	204	257
5	1:38.489	21.579	161	45.843	195	31.067	204	256	8	1:56.415	21.537	160	49.086	185	45.792	59	255

20 Sylvest, DNK / Rogivue, CHE									theoretical besttime: 1:38.474								
1	2:47.508	1:06.609	121	1:00.842	164	40.057	188	154	6	1:38.967	21.873	160	45.924	195	31.170	204	256
2	1:52.067	25.833	150	50.578	183	35.656	197	249	7	1:38.813	21.667	161	45.947	196	31.199	202	256
3	1:58.583	24.852	155	49.492	182	44.239	54	251	8	1:38.568	21.519	162	45.785	194	31.264	202	256
4	4:57.988	3:09.710	156	51.736	188	56.542	199	219	9	1:38.700	21.639	161	45.850	195	31.211	203	256
5	1:40.768	22.716	160	46.416	193	31.636	201	255									

21 Stolz, DEU / Ludwig, DEU									theoretical besttime: 1:38.368								
1	3:33.303	1:58.773	119	54.621	172	39.909	196	203	5	1:40.114	21.778	161	47.048	194	31.288	202	257
2	1:52.879	23.134	159	47.018	188	42.727	200	254	6	1:38.598	21.622	159	45.757	196	31.219	202	257
2	2:00.111	24.411	147	50.728	165	44.972	51	233	7	1:38.579	21.630	161	45.828	193	31.121	204	257
3	4:18.566	2:49.827	154	49.687	184	39.052	202	210	8	1:38.449	21.556	161	45.691	195	31.202	202	258
4	1:41.022	21.889	160	47.182	193	31.951	202	257									

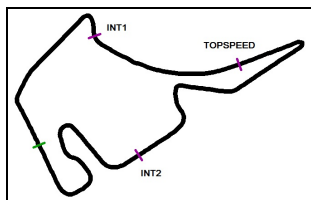
22 Lips, CHE / Gassner, DEU									theoretical besttime: 1:53.729								
1	2:11.237	34.764	118	1:00.073	164	36.400	195	158	3	3:14.554	19						
2	1:54.012	26.013	148	51.316	173	36.683	204	252									

24 Salaquarda, CZE / Winkelhock, DEU									theoretical besttime: 1:38.184								
1	2:14.531	39.845	129	56.881	135	37.805	198	195	6	1:38.586	21.608	158	45.574	192	31.404	204	260
2	1:49.773	23.921	156	48.656	184	37.196	202	258	7	1:38.436	21.541	158	45.592	194	31.303	203	260
3	2:01.718	22.205	157	46.037	194	53.476	54	258	8	1:40.264	22.529	139	46.262	194	31.473	204	257
4	5:01.714	3:30.779	156	48.443	190	42.492	203	254	9	1:38.214	21.571	158	45.526	193	31.117	205	258
5	1:38.731	21.826	158	45.624	195	31.281	204	258									

25 Ortmann, DEU / Stippler, DEU									theoretical besttime: 1:38.072								
1	4:48.761	2:59.929	126	1:07.033	136	41.799	153	160	5	1:41.792	23.819	158	46.491	194	31.482	203	243
2	2:17.943	27.559	133	1:00.829	135	49.555	55	166	6	1:38.442	21.728	158	45.519	196	31.195	206	260
3	4:40.440	3:04.271	142	54.810	152	41.359	165	203	7	1:38.040	21.552	159	45.395	196	31.093	205	259
4	1:53.727	25.830	149	54.177	183	33.720	193	193	7	1:38.107	21.517	159	45.360	195	31.230	206	258

26 Asch, DEU / Mücke, DEU									theoretical besttime: 1:38.249								
1	2:19.226	38.998	116	56.640	159	43.588	53	196	5	1:38.778	21.680	161	45.871	193	31.227	202	255
2	3:28.509	1:52.211	147	52.362	168	43.936	53	237	6	1:38.557	21.686	160	45.820	194	31.051	201	256
3	5:17.003	3:48.195	155	49.097	188	39.711	198	253	7	1:38.468	21.486	161	45.807	194	31.175	202	255
4	1:40.205	22.325	160	46.229	192	31.651	202	254	8	1:38.385	21.498	160	45.712	193	31.175	202	256

36 Bachler, AUT / Macdowall, GBR									theoretical besttime: 1:38.633								
1	2:17.315	42.135	122	57.185	166	37.995	199	164	6	1:39.076	21.894	161	45.579	196	31.603	206	261
2	1:52.173	23.888	152	50.838	132	37.447	204	257	7	1:38.633	21.803	163	45.461	196	31.369	204	259
3	1:59.827	23.247	160	47.285	192	49.295	58	257	8	1:39.307	21.888	164	45.651	195	31.768	204	260
4	5:05.197	3:28.913	157	52.214	150	44.070	203	257	9	1:50.057	21.871	161	47.050	189	41.136	57	259
5	1:45.227	22.530	163	49.179	187	33.518	205	261									



ADAC GT Masters

Sector List Qualifying 2

Provisional



Hockenheimring, Length: 4574m

Air temperature: 16.32°C

Track temperature: 18.11°C

Weather condition: Dry

DMSB Reg. Nr.: 281/17

Amended
24.9.2017 - 11:38

Sunday, September 24, 2017 10:30:00

Lap	Time	SE1	SP1	SE2	SP2	SE3	SP3	TSP	Lap	Time	SE1	SP1	SE2	SP2	SE3	SP3	TSP
42	Catsburg, NLD / Eng, AUT								theoretical besttime: 1:37.466								
1	4:44.398	3:15.001	123	54.531	175	34.866	193	216	4	1:37.858	21.771	162	45.325	198	30.762	206	260
2	2:07.816	23.712	138	56.893	141	47.211	54	238	5	1:37.511	21.389	161	45.315	197	30.807	206	261
3	5:31.230	3:57.835	154	49.688	164	43.707	204	252	6	1:51.041	21.455	162	45.657	159	43.929	54	261

48	Dontje, NLD / Kirchhöfer, DEU								theoretical besttime: 1:38.204								
1	3:03.398	1:22.817	114	1:01.424	149	39.157	180	173	6	1:38.529	21.810	160	45.674	196	31.045	203	255
2	1:55.936	25.731	141	52.080	170	38.125	199	205	7	1:38.383	21.639	161	45.565	196	31.179	204	256
3	2:09.407	23.975	131	56.599	137	48.833	49	191	8	1:38.245	21.643	161	45.520	196	31.082	202	257
4	3:51.494	2:23.663	146	48.905	190	38.926	202	244	9	1:47.328	21.786	161	45.614	195	39.928	59	257
5	1:48.813	22.533	161	47.596	135	38.684	202	256									

50	Frey, CHE / Geipel, DEU								theoretical besttime: 1:38.972								
1	2:10.552	33.270	109	1:00.198	174	37.084	190	163	5	1:39.395	21.908	160	45.901	194	31.586	201	260
2	1:56.324	25.190	156	50.158	185	40.976	57	203	6	1:38.972	21.809	160	45.728	192	31.435	202	258
3	6:54.642	5:24.790	156	49.320	185	40.532	199	248	7	1:38.919	21.742	160	45.765	193	31.412	203	258
4	1:40.075	22.174	159	46.141	192	31.760	201	258	7	1:46.363	22.023	160	45.823	193	38.517	57	260

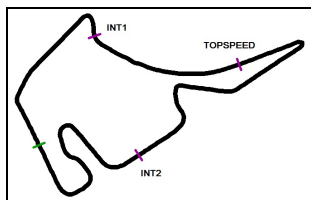
63	Ineichen, CHE / Engelhart, DEU								theoretical besttime: 1:37.592								
1	3:27.387	1:43.268	138	1:03.524	146	40.595	198	137	5	1:37.879	21.493	161	45.464	193	30.922	206	260
2	1:54.745	23.215	160	50.244	147	41.286	204	249	5	1:37.634	21.477	161	45.225	196	30.932	206	260
2	1:59.814	22.452	154	47.844	187	49.518	59	257	6	1:38.492	21.759	159	45.699	196	31.034	206	260
3	3:35.371	2:08.802	152	47.146	190	39.423	204	254	7	1:37.515	21.429	160	45.279	196	30.807	206	260
4	1:37.993	21.538	158	45.565	194	30.890	206	255	7	1:57.500	22.456	151	50.881	179	44.163	49	221

66	Judek, DEU / Lindholm, FIN								theoretical besttime: 1:38.990								
1	3:11.796	1:27.499	106	1:05.339	143	38.958	184	174	6	1:39.457	21.815	162	45.963	193	31.679	201	259
2	1:54.811	25.099	137	53.498	184	36.214	193	179	7	1:39.307	21.992	161	45.901	193	31.414	204	259
3	2:11.324	23.887	138	58.909	175	48.528	53	179	8	1:39.260	21.794	161	45.782	192	31.684	202	259
4	4:32.978	2:59.893	157	50.982	186	42.103	201	141	9	1:39.524	21.822	160	45.953	192	31.749	204	258
5	1:40.278	22.317	156	46.233	192	31.728	204	257									

77	Gounon, FRA / Keilwitz, DEU								theoretical besttime: 1:38.294								
1	3:42.618	2:01.383	117	1:02.873	168	38.362	186	170	5	1:38.466	21.683	164	45.541	197	31.242	207	258
2	1:51.882	24.923	146	51.262	173	35.697	168	245	6	1:38.478	21.638	165	45.507	196	31.333	206	260
2	2:08.650	27.922	125	55.801	177	44.927	59	198	7	1:38.522	21.561	166	45.621	193	31.340	207	261
3	4:26.585	2:58.232	160	47.562	189	40.791	206	258	8	1:38.595	21.566	165	45.491	195	31.538	206	261
4	1:38.997	21.948	165	45.667	195	31.382	207	259									

84	Assenheimer, DEU / Götz, DEU								theoretical besttime: 1:38.429								
1	2:12.025	31.706	112	58.333	149	41.986	59	210	5	1:38.966	21.844	160	45.937	195	31.185	204	255
2	3:37.639	2:02.182	146	51.388	183	44.069	59	226	6	1:38.594	21.687	162	45.908	195	30.999	204	255
3	5:09.924	3:40.957	152	49.716	173	39.251	202	244	7	1:38.557	21.551	162	45.879	194	31.127	204	256
4	1:39.873	22.146	160	46.209	193	31.518	203	255	8	1:47.166	21.764	160	45.943	193	39.459	59	255

99	Renauer, DEU / Müller, DEU								theoretical besttime: 1:37.910								
1	3:35.711	1:59.429	120	1:00.086	159	36.196	194	175	4	1:37.921	21.698	162	45.266	196	30.957	207	261
2	1:54.916	23.478	151	53.234	166	38.207	176	176	5	1:38.029	21.450	161	45.186	197	31.394	205	262
2	2:04.256	26.427	149	48.509	187	49.320	37	257	5	1:37.996	21.747	160	45.255	197	30.994	207	262
3	4:42.984	3:14.195	158	51.218	143	37.571	206	221	6	1:38.639	21.797	159	45.522	194	31.320	207	262



ADAC GT Masters

Top speed list Qualifying 2

Provisional



Hockenheimring, Length: 4574m

Air temperature: 16.09°C

Track temperature: 17.82°C

Weather condition: Dry

DMSB Reg. Nr.: 281/17

Sunday, September 24, 2017 10:30:00

#	Name (NAT)	Team	Car name	Speed	Lap	Race time
17	Michael Ammermüller (DEU)	KÜS TEAM75 Bernhard (DEU)	Porsche 911 GT3 R	262.77	7	15:05.179
99	Sven Müller (DEU)	Precote Herberth Motorsport (DEU)	Porsche 911 GT3 R	262.13	5	12:23.029
36	Alex Macdowall (GBR)	Schütz Motorsport (DEU)	Porsche 911 GT3 R	261.50	5	8:04.475
18	Christopher Friedrich (DEU)	KÜS TEAM75 Bernhard (DEU)	Porsche 911 GT3 R	261.50	6	9:39.557
42	Philipp Eng (AUT)	BMW Team Schnitzer (DEU)	BMW M6 GT3	261.50	5	10:50.104
9	Christopher Höher (AUT)	Audi Sport racing academy (DEU)	Audi R8 LMS	261.50	7	13:16.130
77	Daniel Keilwitz (DEU)	Callaway Competition (DEU)	Corvette C7 GT3	261.50	7	13:54.599
4	Patric Niederhauser (CHE)	Aust Motorsport (DEU)	Audi R8 LMS	260.86	6	9:50.369
3	Kelvin van der Linde (ZAF)	Aust Motorsport (DEU)	Audi R8 LMS	260.86	6	11:24.573
2	Christopher Haase (DEU)	Montaplast by Land-Motorsport (DEU)	Audi R8 LMS	260.86	6	12:12.259
63	Christian Engelhart (DEU)	GRT Grasser-Racing-Team (AUT)	Lamborghini Huracan GT3	260.86	7	14:18.251
50	Philip Geipel (DEU)	YACO Racing (DEU)	Audi R8 LMS	260.24	5	9:31.095
24	Markus Winkelhock (DEU)	BWT Mücke Motorsport (DEU)	Audi R8 LMS	260.24	6	9:35.649
8	Pierre Kaffer (DEU)	Audi Sport racing academy (DEU)	Audi R8 LMS	260.24	5	9:56.041
25	Frank Stippler (DEU)	BWT Mücke Motorsport (DEU)	Audi R8 LMS	260.24	6	12:11.953
1	Christopher Mies (DEU)	Montaplast by Land-Motorsport (DEU)	Audi R8 LMS	260.24	7	12:47.307
6	Christopher Zanella (CHE)	HB Racing WDS Bau (AUT)	Lamborghini Huracan GT3	260.24	4	13:02.463
66	Emil Lindholm (FIN)	ADAC NSA / Attempto Racing Team (DEU)	Lamborghini Huracan GT3	259.61	6	10:20.540
13	Maximilian Hackländer (DEU)	RWT Racing (AUT)	Corvette C7 GT3	259.61	6	12:20.063
21	Luca Ludwig (DEU)	Team Zakspeed (DEU)	Mercedes-AMG GT3	258.37	8	15:12.309
19	Mirko Bortolotti (ITA)	GRT Grasser-Racing-Team (AUT)	Lamborghini Huracan GT3	257.75	7	11:00.516
48	Marvin Kirchhöfer (DEU)	Mercedes-AMG Team HTP Motorsport (DEU)	Mercedes-AMG GT3	257.75	9	14:33.567
20	Nikolaj Rogivue (CHE)	Team Zakspeed (DEU)	Mercedes-AMG GT3	256.53	6	10:06.468
26	Stefan Mücke (DEU)	BWT Mücke Motorsport (DEU)	Mercedes-AMG GT3	256.53	6	11:13.065
84	Maximilian Götz (DEU)	Mercedes-AMG Team HTP Motorsport (DEU)	Mercedes-AMG GT3	256.53	7	12:46.192
22	Marc Gassner (DEU)	MRS GT-Racing (DEU)	Nissan GT-R NISMO GT3	252.33	2	2:50.519