



ADAC GT Masters

Result List Race 1

Provisional



Hockenheimring, Length: 4574m

Air temperature: 23.55°C

Track temperature: 28.15°C

Weather condition: Dry

DMSB Reg. Nr.: 281/17

Saturday, September 23, 2017 13:15:00

started : 27 classified : 20 not classified : 7

	Drivers	Team	Car	Laps	Total Time	Gap	Kph	Lap	Time	Kph
1	77 J.Gounon(FRA) (J)/D.Keilwitz(DEU)	Callaway Competition(DEU)	Corvette C7 GT3	35	1:18:21.552		122.3	10	1:40.139	164.4
2	1 C.De Phillippi(USA)/ C.Mies(DEU)	MontaplastbyLand-Motorsport(DEU)	Audi R8 LMS	35	1:18:22.386	0.834	150.6	23	1:40.290	164.1
3	21 L.Stolz(DEU) (J)/L.Ludwig(DEU)	Team Zakspeed(DEU)	Mercedes-AMG GT3	35	1:18:31.971	10.419	128.7	6	1:40.370	164.0
4	17 M.Jaminet(FRA) /M.Ammermüller(DEU)	KÜS TEAM75 Bernhard(DEU)	Porsche 911 GT3 R	35	1:18:34.771	13.219	157.1	10	1:40.538	163.7
5	63 R.Ineichen(CHE)(T)/ C.Engelhart(DEU)	GRT Grasser-Racing-Team(AUT)	Lamborghini Huracan GT3	35	1:18:35.277	13.725	157.2	15	1:40.285	164.1
6	24 F.Salaquarda(CZE)/ M.Winkelhock(DEU)	BWT Mücke Motorsport(DEU)	Audi R8 LMS	35	1:18:35.711	14.159	157.2	17	1:40.464	163.9
7	3 M.Pommer(DEU)/ K.van der Linde(ZAF)	Aust Motorsport(DEU)	Audi R8 LMS	35	1:18:39.201	17.649	157.1	16	1:40.312	164.1
8	2 J.Schmidt(CHE)(J)/ C.Haase(DEU)	MontaplastbyLand-Motorsport(DEU)	Audi R8 LMS	35	1:18:44.014	22.462	156.9	21	1:40.639	163.6
9	20 N.Sylvest(DNK) (J)/N.Rogivue(CHE)(J)	Team Zakspeed(DEU)	Mercedes-AMG GT3	35	1:18:48.408	26.856	156.5	12	1:40.564	163.7
10	13 S.Barth(DEU) (T)/M.Hackländer(DEU)	RWT Racing(AUT)	Corvette C7 GT3	35	1:18:50.097	28.545	156.8	7	1:40.563	163.7
11	48 I.Dontje(NLD) (J)/M.Kirchhöfer(DEU)	Mercedes-AMG Team HTP Motorsport(L	Mercedes-AMG GT3	35	1:18:50.399	28.847	156.6	17	1:40.640	163.6
12	99 R.Renauer(DEU) /S.Müller(DEU)	Precote Herberth Motorsport(DEU)	Porsche 911 GT3 R	35	1:18:51.199	29.647	156.4	12	1:40.555	163.7
13	4 D.Marschall(DEU) (J)/P.Niederhauser(CHE)	Aust Motorsport(DEU)	Audi R8 LMS	35	1:18:51.772	30.220	156.8	7	1:40.879	163.2
14	25 M.Ortmann(DEU) (J)/F.Stippler(DEU)	BWT Mücke Motorsport(DEU)	Audi R8 LMS	35	1:18:52.491	30.939	156.8	7	1:40.661	163.5
15	50 R.Frey(CHE) /P.Geipel(DEU)	YACO Racing(DEU)	Audi R8 LMS	35	1:19:02.417	40.865	156.2	11	1:40.961	163.0
16	18 A.de Leener(BEL) /C.Friedrich(DEU)(J)	KÜS TEAM75 Bernhard(DEU)	Porsche 911 GT3 R	35	1:19:07.077	45.525	156.3	6	1:41.162	162.7
17	42 N.Catsburg(NLD)/ P.Eng(AUT)	BMW Team Schnitzer(DEU)	BMW M6 GT3	35	1:19:13.565	52.013	157.0	17	1:40.403	164.0
18	8 R.Feller(CHE) (J)/P.Kaffer(DEU)	Audi Sport racing academy(DEU)	Audi R8 LMS	35	1:19:18.323	56.771	155.5	7	1:41.023	162.9
19	26 S.Asch(DEU) /S.Mücke(DEU)	BWT Mücke Motorsport(DEU)	Mercedes-AMG GT3	35	1:19:25.689	1:04.137	155.3	7	1:40.372	164.0
20	66 J.Judek(DEU)(J)/ E.Lindholm(FIN) (J)	ADACNSA/Attempto Racing Team(DE	Lamborghini Huracan GT3	35	1:19:29.112	1:07.560	155.3	18	1:41.128	162.8
Not classified										
84	P.Assenheimer(DEU)(J)/ M.Götz(DEU)	Mercedes-AMG Team HTP Motorsport(L	Mercedes-AMG GT3	20	54:07.179	15 LAPS	102.0	19	1:41.409	162.3
36	K.Bachler(AUT) /A.Macdowall(GBR)	Schütz Motorsport(DEU)	Porsche 911 GT3 R	12	39:21.796	23 LAPS	150.2	6	1:41.341	162.4
7	N.Siedler(AUT) /M.Mapelli(ITA)	HB Racing WDS Bau(AUT)	Lamborghini Huracan GT3	5	27:10.731	30 LAPS	140.0	3	1:43.085	159.7
6	F.Spengler(DEU)/C.Zanella(CHE)	HB Racing WDS Bau(AUT)	Lamborghini Huracan GT3							
9	E.Erhart(DEU)/C.Höher(AUT)(J)	Audi Sport racing academy(DEU)	Audi R8 LMS							
19	E.Perez Companc(ARG)(J)/M.Bortolotti(ITA)	GRT Grasser-Racing-Team(AUT)	Lamborghini Huracan GT3							
22	R.Lips(CHE)(T)/M.Gassner(DEU)	MRS GT-Racing(DEU)	Nissan GT-RNISMO GT3							

Fastest lap of the race. Car 77 driver Jules Gounon on lap 10. Time 1:40.139, average speed 164.4 km/h.

Following race director decision drive through penalty converted into a time penalty of 30 seconds for car no. 42

Subject to final scrutineering!		
Publication time:	Clerk of the Course: Hans Erdel	Timekeeper: Steffen Ruhl

ver: 1.0

www.adac.de/motorsport

Page 1/ 1 printed: 23.9.2017 14:38

CERTINA
S W I S S W A T C H E S



ADAC GT Masters

Sector List Race 1

Provisional



Hockenheimring, Length: 4574m

Air temperature: 23.55°C

Track temperature: 28.15°C

Weather condition: Dry

DMSB Reg. Nr.: 281/17

Saturday, September 23, 2017 13:15:00

Lap	Time	SE1	SP1	SE2	SP2	SE3	SP3	TSP	Lap	Time	SE1	SP1	SE2	SP2	SE3	SP3	TSP
1 De Phillippi, USA / Mies, DEU									theoretical besttime: 1:39.974								
1	16:26.142	24.769	152	48.610	143	15:12.763	0	253	19	1:40.416	22.071	158	46.242	191	32.103	199	257
2	5:25.721	3:23.830	94	1:11.306	95	50.585	197	142	20	1:41.020	22.279	159	46.159	192	32.582	198	258
3	1:42.180	22.567	158	47.095	186	32.518	199	257	21	1:41.435	22.322	160	46.573	189	32.540	199	259
4	1:41.144	22.214	157	46.544	190	32.386	198	257	22	1:41.099	22.361	159	46.740	189	31.998	199	259
5	1:40.787	22.097	159	46.427	190	32.263	197	259	23	1:40.290	22.024	158	46.380	191	31.886	200	256
6	1:40.873	22.177	158	46.424	189	32.272	198	258	24	1:40.842	22.262	159	46.387	190	32.193	199	257
7	1:40.841	22.310	158	46.332	191	32.199	199	258	25	1:40.492	22.132	159	46.270	191	32.090	199	257
8	1:40.777	22.118	158	46.443	189	32.216	198	258	26	1:40.698	22.145	159	46.538	190	32.015	200	257
9	1:40.787	22.203	157	46.304	189	32.280	198	257	27	1:40.568	22.221	157	46.293	191	32.054	199	257
10	1:40.672	22.200	159	46.274	191	32.198	199	258	28	1:40.495	22.200	159	46.261	190	32.034	201	257
11	1:40.554	22.069	159	46.223	190	32.262	200	258	29	1:40.723	22.183	158	46.570	189	31.970	200	257
12	1:40.440	22.031	158	46.171	191	32.238	200	259	30	1:40.469	22.101	159	46.388	191	31.980	200	257
13	1:40.488	22.120	158	46.313	191	32.055	200	257	31	1:40.604	22.186	159	46.432	190	31.986	199	257
14	1:40.704	22.099	158	46.391	190	32.214	199	258	32	1:40.723	22.251	158	46.394	192	32.078	199	257
15	1:41.128	22.186	158	46.444	190	32.498	200	258	33	1:40.893	22.131	158	46.450	188	32.312	201	257
16	1:45.532	22.347	159	46.542	192	36.643	58	260	34	1:41.066	22.249	158	46.533	189	32.284	200	258
17	2:39.971	1:21.708	159	46.308	190	31.955	198	255	35	1:41.128	22.341	159	46.503	190	32.284	199	257
18	1:40.684	22.437	158	46.456	190	31.791	199	257									

Lap	Time	SE1	SP1	SE2	SP2	SE3	SP3	TSP	Lap	Time	SE1	SP1	SE2	SP2	SE3	SP3	TSP
2 Schmidt, CHE / Haase, DEU									theoretical besttime: 1:40.530								
1	19:17.739	26.462	107	56.102	129	17:55.175	71	240	19	1:40.772	22.290	157	46.421	189	32.061	199	257
2	2:37.274	39.470	123	1:11.114	97	46.690	194	131	20	1:40.836	22.273	155	46.522	189	32.041	199	257
3	1:42.318	22.555	157	47.041	188	32.722	199	257	21	1:40.639	22.099	158	46.416	186	32.124	199	257
4	1:42.460	22.341	157	47.592	189	32.527	199	257	22	1:40.810	22.073	158	46.472	188	32.265	201	257
5	1:41.391	22.374	156	46.791	188	32.226	199	257	23	1:42.063	22.304	157	46.746	187	33.013	198	258
6	1:41.105	22.124	157	46.691	189	32.290	200	259	24	1:42.433	22.692	156	47.487	188	32.254	200	262
7	1:41.146	22.084	157	46.724	187	32.338	200	261	25	1:40.876	22.150	156	46.589	188	32.137	201	258
8	1:41.889	22.245	159	46.981	188	32.663	198	259	26	1:41.123	22.359	156	46.646	191	32.118	201	258
9	1:41.278	22.255	157	46.614	191	32.409	199	256	27	1:40.757	22.131	156	46.503	189	32.123	199	258
10	1:42.176	22.280	156	47.073	184	32.823	201	260	28	1:40.960	22.247	157	46.587	188	32.126	200	258
11	1:41.557	22.255	158	46.832	190	32.470	199	260	29	1:41.156	22.268	159	46.678	189	32.210	201	257
12	1:41.038	22.232	158	46.482	190	32.324	200	258	30	1:41.342	22.331	156	46.738	187	32.273	201	256
13	1:40.890	22.131	158	46.638	188	32.121	201	256	31	1:40.934	22.176	157	46.693	186	32.065	201	257
14	1:45.371	22.150	157	46.486	187	36.735	58	255	32	1:40.979	22.202	157	46.601	190	32.176	200	258
15	2:40.834	1:21.749	157	46.560	190	32.525	199	257	33	1:41.727	22.333	157	46.869	190	32.525	200	260
16	1:41.222	22.421	158	46.523	189	32.278	201	258	34	1:43.236	22.626	159	47.884	187	32.726	200	261
17	1:40.727	22.093	157	46.457	190	32.177	198	257	35	1:42.167	22.404	158	47.180	191	32.583	199	258
18	1:40.789	22.276	158	46.458	189	32.055	199	258									

Lap	Time	SE1	SP1	SE2	SP2	SE3	SP3	TSP	Lap	Time	SE1	SP1	SE2	SP2	SE3	SP3	TSP
3 Pommer, DEU / van der Linde, ZAF									theoretical besttime: 1:40.201								
1	19:15.777	26.665	125	50.045	105	17:59.067	56	253	19	1:40.471	22.007	158	46.348	191	32.116	198	257
2	2:38.721	39.904	121	1:11.883	98	46.934	198	147	20	1:40.620	22.251	158	46.334	190	32.035	200	257
3	1:42.561	22.638	155	47.137	189	32.786	198	256	21	1:40.763	22.010	159	46.293	190	32.460	197	257
4	1:42.366	22.349	153	47.504	189	32.513	198	259	22	1:41.858	22.481	158	46.761	190	32.616	198	261
5	1:40.905	22.222	155	46.457	191	32.226	200	257	23	1:41.055	22.459	158	46.372	190	32.224	201	258
6	1:41.424	22.374	160	46.536	188	32.514	198	260	24	1:41.375	22.152	158	46.568	190	32.655	199	259
7	1:41.208	22.258	160	46.423	190	32.527	197	258	25	1:41.218	22.228	157	46.568	188	32.422	201	260
8	1:41.579	22.415	159	46.651	186	32.513	198	258	26	1:41.209	22.241	158	46.612	190	32.356	200	260
9	1:41.381	22.342	157	46.535	191	32.504	199	258	27	1:41.067	22.235	158	46.578	191	32.254	200	259
10	1:41.726	22.389	159	46.670	191	32.667	199	260	28	1:41.099	22.189	157	46.535	189	32.375	200	259
11	1:40.865	22.131	158	46.534	190	32.200	198	258	29	1:41.427	22.367	159	46.702	188	32.358	200	257
12	1:40.759	22.211	157	46.459	188	32.089	198	258	30	1:41.292	22.272	159	46.662	190	32.358	199	257
13	1:40.967	22.080	158	46.588	191	32.299	199	257	31	1:41.324	22.252	158	46.658	190	32.414	199	257
14	1:45.901	22.128	159	46.573	189	37.200	58	257	32	1:41.150	22.176	159	46.459	190	32.515	199	258
15	2:40.664	1:22.128	159	46.413	191	32.123	200	257	33	1:41.584	22.284	158	46.769	188	32.531	199	258
16	1:40.312	22.016	159	46.180	191	32.116	198	257	34	1:41.671	22.459	159	46.681	191	32.531	199	258
17	1:40.419	22.154	158	46.161	192	32.104	197	258	35	1:41.995	22.300	159	46.664	190	33.031	189	257
18	1:40.488	22.005	158	46.409	190	32.074	199	257									



ADAC GT Masters



Sector List Race 1

Provisional

DMSB Reg. Nr.: 281/17

Hockenheimring, Length: 4574m

Air temperature: 23.55°C

Track temperature: 28.15°C

Weather condition: Dry

Saturday, September 23, 2017 13:15:00

Lap	Time	SE1	SP1	SE2	SP2	SE3	SP3	TSP	Lap	Time	SE1	SP1	SE2	SP2	SE3	SP3	TSP
4 Marschall, DEU / Niederhauser, CHE									theoretical besttime: 1:40.639								
1	19:22.116	28.413	139	52.330	132	18:01.373	106	251	19	1:40.954	22.240	158	46.420	190	32.294	197	257
2	2:35.834	41.596	117	1:10.548	120	43.690	193	123	20	1:40.910	22.227	157	46.524	191	32.159	199	256
3	1:42.989	22.834	157	47.099	187	33.056	197	257	21	1:41.261	22.230	156	46.583	188	32.448	199	257
4	1:42.807	22.726	158	47.398	189	32.683	197	254	22	1:41.081	22.287	157	46.636	190	32.158	199	256
5	1:41.331	22.187	157	46.695	188	32.449	198	257	23	1:41.141	22.318	158	46.585	191	32.238	198	258
6	1:41.324	22.238	158	46.588	189	32.498	198	257	24	1:41.003	22.373	158	46.534	190	32.096	199	257
7	1:40.879	22.221	158	46.370	189	32.288	198	258	25	1:41.254	22.285	157	46.611	191	32.358	199	258
8	1:41.033	22.203	158	46.427	189	32.403	198	257	26	1:41.376	22.310	155	46.660	191	32.406	200	259
9	1:41.252	22.208	158	46.516	188	32.528	198	259	27	1:41.554	22.316	158	46.728	181	32.510	200	258
10	1:42.656	22.241	158	46.872	188	33.543	198	259	28	1:41.205	22.347	157	46.596	190	32.262	199	258
11	1:41.538	22.451	158	46.481	189	32.606	198	260	29	1:41.565	22.431	158	46.704	190	32.430	196	257
12	1:41.203	22.233	157	46.407	190	32.563	198	260	30	1:41.334	22.398	158	46.751	189	32.185	200	257
13	1:45.574	22.332	158	46.550	188	36.692	57	259	31	1:41.275	22.351	158	46.602	189	32.322	199	258
14	2:42.316	1:23.255	159	46.802	186	32.259	199	255	32	1:41.603	22.510	157	46.654	190	32.439	199	258
15	1:40.945	22.185	159	46.467	189	32.293	199	258	33	1:41.680	22.445	157	46.777	190	32.458	199	258
16	1:42.597	22.676	158	47.125	189	32.796	199	262	34	1:41.763	22.424	157	46.801	188	32.538	198	259
17	1:41.161	22.592	157	46.485	191	32.084	199	263	35	1:41.832	22.449	158	46.801	189	32.582	199	258
18	1:41.426	22.305	155	46.738	189	32.383	199	257									

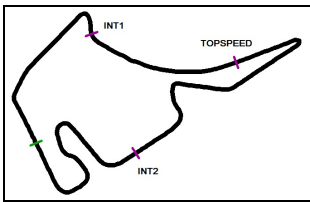
6 Spengler, DEU / Zanella, CHE									theoretical besttime:								
1	28.365	140															

7 Siedler, AUT / Mapelli, ITA									theoretical besttime: 1:42.300								
1	19:20.406	27.253	120	51.736	122	18:01.417	91	246	4	1:44.322	23.526	153	48.019	188	32.777	197	257
2	2:36.388	41.285	107	1:10.471	130	44.632	195	129	5	1:46.530	22.305	155	47.218	188	37.007	58	256
3	1:43.085	22.738	157	47.293	186	33.054	195	255									

8 Feller, CHE / Kaffer, DEU									theoretical besttime: 1:40.819								
1	19:20.037	27.814	122	54.082	136	17:58.141	90	244	19	1:41.675	22.368	156	46.590	189	32.717	198	259
2	2:36.448	40.393	114	1:11.053	117	45.002	195	126	20	1:41.798	22.532	157	46.673	189	32.593	198	258
3	1:42.966	22.563	158	47.463	189	32.940	197	260	21	1:41.994	22.363	158	46.664	191	32.967	198	258
4	1:41.938	22.523	157	46.585	188	32.830	198	260	22	1:41.918	22.607	156	46.608	190	32.703	197	258
5	1:41.622	22.509	157	46.589	189	32.524	199	262	23	1:44.170	24.390	156	46.987	188	32.793	199	258
6	1:42.253	22.423	158	47.313	188	32.517	199	260	24	1:41.880	22.406	156	46.766	189	32.708	198	259
7	1:41.023	22.227	159	46.380	191	32.416	199	261	25	1:42.427	22.563	153	46.936	188	32.928	197	258
8	1:41.197	22.336	158	46.353	191	32.508	197	259	26	1:42.116	22.516	157	46.912	188	32.688	199	259
9	1:41.645	22.222	158	46.737	190	32.686	197	260	27	1:42.501	22.548	154	46.973	188	32.980	199	258
10	1:42.863	22.370	157	47.002	186	33.491	199	260	28	1:42.143	22.656	157	46.815	190	32.672	200	257
11	1:41.217	22.260	157	46.504	190	32.453	200	261	29	1:42.556	22.624	152	47.046	185	32.886	198	257
12	1:41.305	22.170	158	46.570	191	32.565	199	260	30	1:42.812	22.544	148	47.199	188	33.069	198	256
13	1:41.563	22.268	158	46.545	189	32.750	199	260	31	1:42.872	22.653	152	47.181	188	33.038	197	256
14	1:41.490	22.618	158	46.576	190	32.296	198	259	32	1:43.021	22.846	152	47.146	189	33.029	199	255
15	1:45.693	22.366	160	46.551	191	36.776	58	258	33	1:43.487	23.112	149	47.079	189	33.296	194	255
16	2:44.395	1:22.896	151	48.492	185	33.007	196	252	34	1:43.477	22.935	154	47.246	184	33.296	193	256
17	1:42.737	22.433	156	46.976	189	33.328	197	259	35	1:44.952	23.253	153	47.278	185	34.421	191	256
18	1:42.132	22.476	156	46.909	190	32.747	199	260									

9 Erhart, DEU / Höher, AUT									theoretical besttime:								
1	13:09.343																

13 Barth, DEU / Hackländer, DEU									theoretical besttime: 1:40.462								
1	19:20.972	27.975	123	52.226	121	18:00.771	90	253	19	1:41.223	22.361	164	46.478	190	32.384	204	259
2	2:35.985	41.532	112	1:10.588	115	43.865	200	135	20	1:41.906	22.392	164	47.083	193	32.431	202	258
3	1:43.054	23.022	161	47.235	188	32.797	201	260	21	1:41.361	22.448	164	46.456	192	32.457	204	258
4	1:41.935	22.927	161	46.620	192	32.388	202	256	22	1:41.374	22.543	165	46.523	192	32.308	204	259
5	1:41.249	22.550	163	46.404	192	32.295	204	260	23	1:41.448	22.509	163	46.469	192	32.470	203	258
6	1:41.388	22.431	165	46.790	191	32.167	203	261	24	1:41.157	22.387	165	46.312	193	32.458	202	258
7	1:40.563	22.237	165	46.223	192	32.103	204	260	25	1:41.283	22.427	164	46.352	191	32.504	203	261
8	1:40.918	22.428	165	46.225	192	32.265	204	263	26	1:41.557	22.553	163	46.499	189	32.505	204	262
9	1:41.940	22.606	164	46.911	192	32.423	203	264	27	1:41.694	22.444	165	46.559	189	32.691	205	262



ADAC GT Masters

Sector List Race 1



Provisional

Hockenheimring, Length: 4574m

Air temperature: 23.55°C

Track temperature: 28.15°C

Weather condition: Dry

DMSB Reg. Nr.: 281/17

Saturday, September 23, 2017 13:15:00

Lap	Time	SE1	SP1	SE2	SP2	SE3	SP3	TSP	Lap	Time	SE1	SP1	SE2	SP2	SE3	SP3	TSP
10	1:42.491	22.432	163	47.817	187	32.242	203	260	28	1:41.791	22.602	165	46.609	191	32.580	205	260
11	1:40.966	22.276	163	46.255	192	32.435	204	260	29	1:41.676	22.411	164	46.509	191	32.756	203	260
12	1:41.132	22.402	163	46.568	190	32.162	204	262	30	1:41.986	22.823	161	46.553	193	32.610	204	260
13	1:40.965	22.376	162	46.489	191	32.100	204	257	31	1:41.537	22.434	166	46.522	191	32.581	204	260
14	1:40.959	22.139	164	46.615	190	32.205	205	257	32	1:41.748	22.641	164	46.491	192	32.616	203	259
15	1:40.950	22.380	163	46.411	192	32.159	202	258	33	1:41.690	22.523	166	46.588	192	32.579	204	260
16	1:40.964	22.211	163	46.450	193	32.303	204	258	34	1:41.841	22.576	161	46.552	192	32.713	201	260
17	1:45.445	22.364	162	46.527	192	36.554	59	261	35	1:42.296	22.941	162	46.694	192	32.661	202	260
18	2:40.653	1:21.929	165	46.245	192	32.479	204	260									

17 Jaminet, FRA / Ammermüller, DEU

theoretical besttime: 1:40.261

1	19:11.456	24.032	158	48.061	135	17:59.363	0	258	19	1:41.362	22.370	159	46.513	190	32.479	201	260
2	2:40.113	37.829	111	1:11.357	100	50.927	199	151	20	1:41.192	22.340	161	46.347	192	32.505	202	260
3	1:41.904	22.627	159	46.967	190	32.310	201	260	21	1:41.402	22.351	161	46.534	189	32.517	202	260
4	1:41.085	22.241	160	46.571	192	32.273	200	260	22	1:41.166	22.297	161	46.348	193	32.521	202	261
5	1:40.676	22.159	162	46.349	194	32.168	202	260	23	1:41.416	22.349	161	46.561	191	32.506	202	261
6	1:40.744	22.273	162	46.164	193	32.307	202	260	24	1:41.279	22.232	161	46.551	191	32.496	201	261
7	1:40.759	22.205	162	46.328	193	32.226	203	261	25	1:41.298	22.329	161	46.373	190	32.596	201	262
8	1:40.543	22.003	160	46.295	191	32.245	202	260	26	1:41.300	22.340	161	46.479	191	32.481	203	262
9	1:40.643	22.117	161	46.347	189	32.179	202	260	27	1:41.566	22.448	160	46.507	192	32.611	202	262
10	1:40.538	22.137	161	46.165	192	32.236	203	261	28	1:41.234	22.317	161	46.455	192	32.462	202	262
11	1:40.730	22.177	161	46.284	192	32.269	203	262	29	1:41.737	22.460	159	46.627	189	32.650	201	260
12	1:40.539	22.193	160	46.090	193	32.256	201	261	30	1:41.334	22.328	162	46.480	191	32.526	201	260
13	1:40.882	22.124	161	46.466	189	32.292	203	260	31	1:41.440	22.352	161	46.532	192	32.556	202	260
14	1:40.897	22.187	160	46.364	193	32.346	201	260	32	1:41.405	22.334	162	46.549	191	32.522	202	261
15	1:41.358	22.308	161	46.647	191	32.403	202	261	33	1:41.562	22.368	162	46.542	192	32.652	200	261
16	1:41.042	22.340	160	46.432	191	32.270	202	261	34	1:41.374	22.367	163	46.409	191	32.598	202	261
17	1:45.602	22.154	161	46.402	192	37.046	57	262	35	1:41.742	22.355	161	46.471	192	32.916	201	261
18	2:41.451	1:22.035	160	46.962	191	32.454	201	261									

18 de Leener, BEL / Friedrich, DEU

theoretical besttime: 1:40.814

1	19:26.278	29.671	127	55.959	104	18:00.648	114	241	19	1:42.044	22.707	156	46.796	192	32.541	200	258
2	2:33.494	39.521	138	1:10.946	118	43.027	193	116	20	1:41.868	22.474	160	46.847	190	32.547	202	258
3	1:43.061	23.259	153	47.101	188	32.701	200	256	21	1:41.812	22.462	160	46.749	192	32.601	201	258
4	1:42.939	22.453	158	47.162	192	33.324	201	258	22	1:41.951	22.531	160	46.912	190	32.508	201	258
5	1:41.575	22.478	153	46.621	191	32.476	202	258	23	1:42.009	22.738	156	46.842	191	32.429	201	258
6	1:41.162	22.381	163	46.274	191	32.507	201	260	24	1:42.006	22.448	161	46.855	187	32.703	197	259
7	1:41.227	22.489	154	46.452	190	32.286	202	258	25	1:42.436	22.679	160	47.025	192	32.732	201	260
8	1:41.379	22.412	160	46.625	191	32.342	202	258	26	1:41.863	22.527	160	46.876	193	32.460	202	260
9	1:41.296	22.442	160	46.380	190	32.474	201	258	27	1:41.750	22.374	159	46.867	192	32.509	202	260
10	1:41.328	22.384	158	46.545	190	32.399	202	258	28	1:41.595	22.428	161	46.629	189	32.538	201	259
11	1:41.664	22.630	156	46.550	193	32.484	201	260	29	1:42.108	22.547	157	47.004	192	32.557	200	258
12	1:41.170	22.283	161	46.559	191	32.328	201	260	30	1:41.817	22.490	159	46.823	192	32.504	201	258
13	1:41.587	22.393	160	46.506	187	32.688	202	259	31	1:42.234	22.444	161	46.853	187	32.937	200	258
14	1:41.647	22.473	161	46.529	190	32.645	202	259	32	1:42.492	22.647	161	47.071	190	32.774	200	258
15	1:46.598	22.254	160	46.709	189	37.635	57	259	33	1:41.924	22.596	160	46.821	192	32.507	200	259
16	2:42.460	1:22.590	156	47.152	190	32.718	201	260	34	1:41.924	22.469	160	46.881	192	32.574	201	258
17	1:42.004	22.671	160	46.729	190	32.604	202	260	35	1:41.672	22.370	161	46.728	192	32.574	201	258
18	1:42.703	22.999	155	46.984	191	32.720	201	260									

19 Perez Companc, ARG / Bortolotti, ITA

theoretical besttime:

1	28.690	141															
---	--------	------------	--	--	--	--	--	--	--	--	--	--	--	--	--	--	--

20 Sylvest, DNK / Rogivue, CHE

theoretical besttime: 1:40.428

1	19:12.889	25.670	143	50.103	117	17:57.116	0	249	19	1:41.772	22.517	158	46.625	190	32.630	197	256
2	2:39.376	37.854	104	1:11.296	111	50.226	198	129	20	1:41.910	22.375	155	46.912	189	32.623	199	255
3	1:42.221	22.816	158	47.074	191	32.331	199	254	21	1:43.062	22.569	150	47.607	186	32.886	198	254
4	1:41.227	22.210	158	46.605	191	32.412	199	255	22	1:43.716	23.137	150	47.493	188	33.086	197	258
5	1:40.712	22.106	159	46.379	191	32.227	199	257	23	1:43.464	22.767	155	47.328	185	33.369	198	259
6	1:40.915	22.078	160	46.453	190	32.384	199	258	24	1:43.573	22.747	157	47.759	184	33.067	199	257
7	1:40.734	22.330	159	46.370	191	32.034	200	257	25	1:41.599	22.320	160	46.650	189	32.629	198	258
8	1:40.847	22.334	160	46.390	191	32.123	199	257	26	1:41.550	22.438	159	46.668	190	32.444	200	257
9	1:40.974	22.287	158	46.547	190	32.140	199	256	27	1:41.897	22.392	160	46.952	191	32.553	200	258

ver: 1.0

www.adac.de/motorsport

Page 3/ 8 printed: 23.9.2017 14:37

CERTINA
S W I S S W A T C H E S



ADAC GT Masters



Sector List Race 1

Provisional

DMSB Reg. Nr.: 281/17

Hockenheimring, Length: 4574m

Air temperature: 23.55°C

Track temperature: 28.15°C

Weather condition: Dry

Saturday, September 23, 2017 13:15:00

Lap	Time	SE1	SP1	SE2	SP2	SE3	SP3	TSP	Lap	Time	SE1	SP1	SE2	SP2	SE3	SP3	TSP
10	1:40.787	22.218	160	46.414	190	32.155	199	258	28	1:41.715	22.442	159	46.641	190	32.632	200	257
11	1:40.615	22.182	158	46.414	191	32.019	200	258	29	1:41.690	22.518	158	46.660	191	32.512	199	255
12	1:40.564	22.039	158	46.420	190	32.105	199	257	30	1:41.798	22.606	159	46.744	192	32.448	199	255
13	1:40.836	22.257	159	46.441	189	32.138	198	256	31	1:41.613	22.502	160	46.576	190	32.535	200	256
14	1:40.797	22.131	158	46.612	190	32.054	199	257	32	1:41.716	22.456	161	46.723	191	32.537	199	255
15	1:40.756	22.210	159	46.520	190	32.026	201	256	33	1:41.566	22.405	159	46.625	191	32.536	199	256
16	1:40.801	22.283	156	46.459	191	32.059	200	258	34	1:41.789	22.529	160	46.588	190	32.672	198	257
17	1:45.899	22.327	157	46.467	190	37.105	54	257	35	1:41.801	22.456	159	46.640	189	32.705	199	255
18	2:41.227	1:22.079	159	46.759	189	32.389	197	257									

21 Stolz, DEU / Ludwig, DEU

theoretical besttime: 1:40.169

1	6:03.227	24.399	156	48.464	137	4:50.364	0	254	19	2:40.800	1:21.977	158	46.478	187	32.345	199	255
2	15:48.070	13:45.436	105	1:11.379	107	51.255	197	144	20	1:41.322	22.332	158	46.524	190	32.466	199	256
3	1:41.612	22.680	157	46.717	189	32.215	199	257	21	1:41.394	22.295	158	46.666	190	32.433	199	255
4	1:40.808	22.404	157	46.392	191	32.012	199	255	22	1:42.303	22.465	158	47.248	188	32.590	197	256
5	1:40.631	22.117	160	46.407	190	32.107	199	256	23	1:41.256	22.409	158	46.657	190	32.190	200	257
6	1:40.370	22.168	159	46.328	191	31.874	201	257	24	1:41.269	22.356	158	46.639	190	32.274	200	257
7	1:40.585	22.242	159	46.333	190	32.010	201	256	25	1:40.952	22.195	157	46.479	192	32.278	199	257
8	1:40.772	22.074	159	46.608	189	32.090	199	256	26	1:41.309	22.336	158	46.544	190	32.429	199	257
9	1:40.620	22.154	159	46.397	188	32.069	199	257	27	1:40.948	22.262	157	46.538	191	32.148	200	258
10	1:40.553	22.195	159	46.221	191	32.137	200	257	28	1:41.146	22.355	158	46.563	190	32.228	200	258
11	1:40.786	22.183	159	46.471	189	32.132	199	257	29	1:41.346	22.286	158	46.632	191	32.428	199	257
12	1:40.509	22.161	160	46.303	191	32.045	200	257	30	1:41.427	22.409	158	46.687	190	32.331	198	257
13	1:40.733	22.234	159	46.422	188	32.077	200	256	31	1:41.239	22.300	159	46.628	190	32.311	199	257
14	1:40.642	22.108	160	46.531	190	32.003	200	257	32	1:41.420	22.342	159	46.733	190	32.345	199	257
15	1:40.693	22.190	159	46.530	191	31.973	201	257	33	1:41.492	22.338	156	46.711	190	32.443	199	257
16	1:40.771	22.189	160	46.470	190	32.112	199	257	34	1:41.714	22.548	157	46.638	191	32.528	199	257
17	1:40.635	22.200	158	46.372	190	32.063	200	258	35	1:42.212	22.491	158	46.819	190	32.902	198	257
18	1:46.405	22.308	159	46.501	189	37.596	54	258									

22 Lips, CHE / Gassner, DEU

theoretical besttime:

1	29.070	135															
---	--------	------------	--	--	--	--	--	--	--	--	--	--	--	--	--	--	--

24 Salaquarda, CZE / Winkelhock, DEU

theoretical besttime: 1:40.283

1	19:14.547	25.694	144	49.477	126	17:59.376	0	250	19	1:40.867	21.946	154	46.554	191	32.367	198	257
2	2:38.508	38.244	136	1:11.240	131	49.024	198	118	20	1:41.991	22.560	151	46.699	188	32.732	199	259
3	1:42.794	22.797	155	47.151	186	32.846	197	256	21	1:43.201	22.289	151	47.997	188	32.915	198	260
4	1:41.442	22.336	155	46.612	190	32.494	196	257	22	1:41.655	22.548	157	46.705	188	32.402	199	259
5	1:41.094	22.258	155	46.491	189	32.345	199	257	23	1:40.921	22.184	154	46.489	190	32.248	201	257
6	1:40.936	22.054	156	46.611	190	32.271	199	257	24	1:41.511	22.285	156	46.910	189	32.316	200	256
7	1:40.640	22.035	154	46.400	191	32.205	199	257	25	1:40.994	22.146	156	46.526	188	32.322	201	257
8	1:40.965	22.032	156	46.619	189	32.314	199	256	26	1:40.993	22.201	156	46.469	188	32.323	199	257
9	1:41.162	22.208	153	46.611	190	32.343	199	255	27	1:40.663	22.045	155	46.414	189	32.204	202	257
10	1:41.097	22.244	156	46.696	189	32.157	200	257	28	1:40.869	22.304	154	46.446	189	32.119	200	257
11	1:40.989	22.229	155	46.549	190	32.211	199	257	29	1:41.288	22.173	153	46.692	188	32.423	198	255
12	1:40.829	22.156	155	46.412	191	32.261	199	257	30	1:41.143	22.225	155	46.633	188	32.285	201	257
13	1:40.816	22.173	156	46.559	190	32.084	200	255	31	1:41.139	22.130	156	46.717	189	32.292	201	256
14	1:41.092	22.228	154	46.633	190	32.231	198	255	32	1:41.307	22.297	155	46.595	191	32.415	199	257
15	1:44.808	22.134	156	46.557	188	36.117	59	255	33	1:41.278	22.338	156	46.533	188	32.407	199	257
16	2:40.256	1:21.615	155	46.527	189	32.114	199	254	34	1:41.211	22.266	155	46.509	189	32.436	199	257
17	1:40.464	22.127	155	46.357	191	31.980	200	257	35	1:41.286	22.267	154	46.520	189	32.499	199	257
18	1:40.955	22.066	156	46.548	191	32.341	200	257									

25 Ortmann, DEU / Stippler, DEU

theoretical besttime: 1:40.421

1	19:23.566	29.531	129	54.392	129	17:59.643	108	240	19	1:40.925	22.188	156	46.318	191	32.419	199	258
2	2:34.962	40.920	126	1:11.220	123	42.822	196	131	20	1:40.895	22.190	155	46.400	188	32.305	200	257
3	1:42.766	22.721	158	47.127	190	32.918	199	257	21	1:41.029	22.308	155	46.425	190	32.296	200	258
4	1:43.310	22.762	158	47.667	191	32.881	198	262	22	1:41.359	22.225	155	46.704	187	32.430	198	257
5	1:41.956	22.469	157	46.953	189	32.534	198	261	23	1:40.895	22.161	155	46.538	190	32.196	198	258
6	1:40.956	22.319	156	46.431	191	32.206	200	258	24	1:41.109	22.370	156	46.403	191	32.336	199	258
7	1:40.661	22.268	156	46.253	192	32.140	198	258	25	1:41.276	22.389	156	46.457	189	32.430	199	258
8	1:40.856	22.232	156	46.317	191	32.307	200	258	26	1:41.242	22.275	155	46.450	191	32.517	200	259
9	1:41.116	22.245	156	46.365	191	32.506	199	258	27	1:41.405	22.270	153	46.530	188	32.605	201	258

ver: 1.0

www.adac.de/motorsport

Page 4/ 8 printed: 23.9.2017 14:37

CERTINA
S W I S S W A T C H E S



ADAC GT Masters

Sector List Race 1

Provisional



Hockenheimring, Length: 4574m

Air temperature: 23.55°C

Track temperature: 28.15°C

Weather condition: Dry

DMSB Reg. Nr.: 281/17

Saturday, September 23, 2017 13:15:00

Lap	Time	SE1	SP1	SE2	SP2	SE3	SP3	TSP	Lap	Time	SE1	SP1	SE2	SP2	SE3	SP3	TSP
10	1:42.480	22.339	158	46.566	192	33.575	197	260	28	1:41.338	22.349	155	46.519	191	32.470	198	259
11	1:41.758	22.573	154	46.576	190	32.609	199	260	29	1:41.500	22.388	150	46.745	190	32.367	198	257
12	1:41.191	22.283	156	46.557	191	32.351	200	260	30	1:41.516	22.470	153	46.541	188	32.505	199	257
13	1:41.596	22.385	157	46.494	190	32.717	199	258	31	1:41.601	22.280	155	46.616	186	32.705	198	258
14	1:46.432	22.331	158	46.662	192	37.439	58	260	32	1:41.567	22.457	155	46.631	188	32.479	198	257
15	2:41.186	1:22.325	155	46.601	190	32.260	198	256	33	1:41.281	22.464	155	46.403	190	32.414	200	258
16	1:41.957	22.360	153	47.095	189	32.502	199	259	34	1:42.051	22.612	154	46.631	189	32.808	198	258
17	1:42.461	22.411	156	47.286	188	32.764	200	264	35	1:41.612	22.392	154	46.632	190	32.588	200	257
18	1:40.680	22.028	156	46.376	190	32.276	200	258									

26 Asch, DEU / Mücke, DEU

theoretical besttime: 1:40.327

1	19:21.491	28.214	136	51.324	120	18:01.953	91	252	19	1:41.243	22.224	158	46.627	190	32.392	197	255
2	2:36.053	41.552	116	1:10.683	116	43.818	194	143	20	1:41.333	22.332	157	46.663	189	32.338	197	254
3	1:42.816	22.780	158	47.219	185	32.817	198	258	21	1:41.211	22.297	157	46.696	188	32.218	198	253
4	1:52.855	23.086	149	48.801	188	40.968	54	254	22	1:41.447	22.399	159	46.701	189	32.347	199	252
5	2:07.428	48.101	158	47.195	185	32.132	199	252	23	1:41.347	22.297	158	46.787	192	32.263	199	254
6	1:40.481	22.080	158	46.502	189	31.899	199	254	24	1:41.523	22.259	156	46.895	187	32.369	199	254
7	1:40.372	22.089	158	46.421	191	31.862	199	253	25	1:41.722	22.448	157	46.921	189	32.353	199	254
8	1:40.726	22.107	158	46.588	186	32.031	198	253	26	1:41.575	22.458	156	46.776	191	32.341	196	255
9	1:40.747	22.086	157	46.484	190	32.177	198	254	27	1:41.311	22.315	156	46.839	190	32.157	199	255
10	1:40.603	22.146	157	46.552	190	31.905	200	255	28	1:41.194	22.357	159	46.642	189	32.195	198	255
11	1:40.517	22.044	157	46.505	190	31.968	200	255	29	1:42.525	22.232	158	47.123	153	33.170	198	254
12	1:40.865	22.190	158	46.572	189	32.103	200	254	30	1:41.321	22.270	156	46.825	190	32.226	199	254
13	1:46.397	22.206	158	46.723	185	37.468	55	254	31	1:41.267	22.316	157	46.863	190	32.088	200	255
14	2:43.061	1:22.734	155	47.701	189	32.626	198	254	32	1:41.339	22.417	157	46.716	189	32.206	198	253
15	1:41.579	22.375	155	46.844	191	32.360	198	255	33	1:42.395	22.528	153	47.452	189	32.415	199	251
16	1:41.231	22.228	156	46.739	190	32.264	198	255	34	1:41.529	22.303	157	46.864	189	32.362	197	253
17	1:41.426	22.440	156	46.807	190	32.179	198	255	35	1:41.482	22.269	156	46.737	191	32.476	197	254
18	1:41.277	22.389	157	46.636	189	32.252	199	255									

36 Bachler, AUT / Macdowall, GBR

theoretical besttime: 1:41.173

1	19:16.256	25.877	143	48.742	126	18:01.637	56	256	7	1:41.347	22.268	159	46.631	188	32.448	200	259
2	2:37.673	38.724	125	1:11.280	116	47.669	198	152	8	1:41.416	22.348	159	46.622	189	32.446	200	258
3	1:42.523	22.696	157	47.136	189	32.691	199	258	9	1:41.460	22.346	160	46.682	189	32.432	202	258
4	1:42.101	22.534	144	47.200	189	32.367	202	257	10	1:42.611	22.496	157	46.829	190	33.286	199	260
5	1:41.392	22.238	159	46.636	191	32.518	199	261	11	1:55.249	22.428	157	46.568	189	46.253	166	262
6	1:41.341	22.389	161	46.569	189	32.383	202	260	12	1:58.427	26.664	151	48.778	178	42.985	58	238

42 Catsburg, NLD / Eng, AUT

theoretical besttime: 1:40.186

1	19:19.240	26.556	114	51.620	123	18:01.064	69	251	19	1:40.522	21.996	157	46.425	192	32.101	201	261
2	2:36.510	40.441	108	1:11.125	106	44.944	199	129	20	1:40.648	22.086	157	46.487	192	32.075	202	260
3	1:42.458	22.922	158	47.003	191	32.533	201	260	21	1:41.051	22.051	158	46.678	190	32.322	201	260
4	1:41.988	22.626	158	46.703	191	32.659	201	258	22	1:41.472	22.024	155	46.615	193	32.833	198	262
5	1:41.269	22.200	160	46.844	191	32.225	203	260	23	1:42.267	22.550	160	47.221	189	32.496	201	255
6	1:41.146	22.089	161	46.606	191	32.451	202	261	24	1:41.025	22.238	155	46.530	193	32.257	202	260
7	1:41.232	22.094	160	46.594	190	32.544	201	263	25	1:41.043	22.212	158	46.542	192	32.289	201	261
8	1:41.816	22.265	158	46.942	191	32.609	199	260	26	1:41.228	22.267	157	46.828	192	32.133	202	262
9	1:41.147	22.145	159	46.741	191	32.261	202	260	27	1:41.448	22.392	153	46.913	190	32.143	202	260
10	1:41.540	22.331	157	46.769	189	32.440	201	260	28	1:41.018	22.223	157	46.558	194	32.237	203	261
11	1:41.379	22.351	158	46.751	191	32.277	200	261	29	1:41.153	22.144	158	46.633	191	32.376	201	260
12	1:40.492	22.095	158	46.392	192	32.005	202	259	30	1:41.314	22.319	155	46.592	192	32.403	202	260
13	1:40.483	21.911	158	46.511	190	32.061	202	258	31	1:41.234	22.266	158	46.704	192	32.264	200	260
14	1:40.997	22.152	159	46.513	192	32.332	200	260	32	1:41.657	22.329	155	46.853	193	32.475	201	260
15	1:46.339	22.484	159	46.786	190	37.069	55	258	33	1:42.152	22.424	156	46.889	192	32.839	202	260
16	2:40.204	1:21.888	157	46.348	193	31.968	202	260	34	1:42.951	22.575	154	47.694	189	32.682	202	261
17	1:40.403	22.023	158	46.453	194	31.927	202	262	35	1:42.133	22.459	158	47.063	192	32.611	201	260
18	1:40.606	22.005	157	46.559	190	32.042	202	262									



ADAC GT Masters

Sector List Race 1

Provisional



Hockenheimring, Length: 4574m

Air temperature: 23.55°C

Track temperature: 28.15°C

Weather condition: Dry

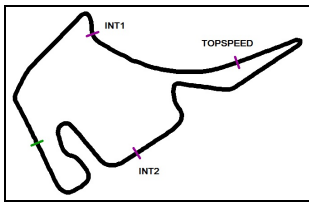
DMSB Reg. Nr.: 281/17

Saturday, September 23, 2017 13:15:00

Lap	Time	SE1	SP1	SE2	SP2	SE3	SP3	TSP	Lap	Time	SE1	SP1	SE2	SP2	SE3	SP3	TSP
48	Dontje, NLD / Kirchhöfer, DEU								theoretical besttime: 1:40.503								
1	19:17.214	26.759	118	58.227	112	17:52.228	65	228	19	1:40.894	22.333	160	46.379	189	32.182	200	257
2	2:38.157	40.796	126	1:10.826	105	46.535	195	124	20	1:41.216	22.226	160	46.530	190	32.460	199	255
3	1:43.579	22.709	159	48.184	188	32.686	198	254	21	1:41.504	22.439	158	46.693	189	32.372	200	256
4	1:42.148	22.603	159	46.657	190	32.888	197	255	22	1:41.370	22.438	160	46.412	191	32.520	200	257
5	1:41.490	22.467	157	46.620	189	32.403	198	254	23	1:41.289	22.383	159	46.507	191	32.399	199	257
6	1:41.111	22.167	160	46.531	188	32.413	199	256	24	1:41.279	22.466	159	46.583	190	32.230	201	257
7	1:41.268	22.299	160	46.445	190	32.524	198	256	25	1:41.209	22.420	160	46.384	193	32.405	200	258
8	1:41.796	22.346	160	46.928	189	32.522	199	256	26	1:41.527	22.517	158	46.526	192	32.484	200	258
9	1:41.711	22.354	159	46.886	189	32.471	199	255	27	1:41.582	22.298	160	46.514	190	32.770	202	259
10	1:41.284	22.402	159	46.677	189	32.205	199	257	28	1:41.944	22.479	159	46.662	191	32.803	200	259
11	1:41.452	22.255	158	46.634	189	32.563	199	257	29	1:41.500	22.378	159	46.519	191	32.603	200	257
12	1:42.222	22.264	158	47.344	188	32.614	199	257	30	1:42.061	22.617	157	46.786	191	32.658	201	256
13	1:41.699	22.417	160	46.819	188	32.463	199	255	31	1:41.631	22.492	160	46.707	192	32.432	201	257
14	1:41.165	22.224	160	46.587	190	32.354	198	255	32	1:41.573	22.392	160	46.744	191	32.437	200	258
15	1:45.767	22.443	160	46.620	190	36.704	59	255	33	1:41.615	22.497	160	46.718	190	32.400	201	258
16	2:40.448	1:21.685	159	46.628	192	32.135	199	255	34	1:42.222	23.119	155	46.789	191	32.314	201	256
17	1:40.640	22.291	159	46.392	193	31.957	199	256	35	1:41.948	22.513	157	46.836	191	32.599	199	258
18	1:40.884	22.255	159	46.515	190	32.114	200	256									

Lap	Time	SE1	SP1	SE2	SP2	SE3	SP3	TSP	Lap	Time	SE1	SP1	SE2	SP2	SE3	SP3	TSP
50	Frey, CHE / Geipel, DEU								theoretical besttime: 1:40.595								
1	19:18.748	27.663	116	53.529	133	17:57.556	78	247	19	1:41.837	22.477	157	46.795	185	32.565	198	257
2	2:36.910	40.075	121	1:11.185	106	45.650	196	122	20	1:41.637	22.482	156	46.719	187	32.436	198	255
3	1:42.367	22.804	158	46.926	187	32.637	199	260	21	1:42.248	22.626	157	46.810	182	32.812	198	256
4	1:42.710	22.335	159	47.549	188	32.826	197	258	22	1:41.408	22.501	158	46.552	188	32.355	199	255
5	1:41.277	22.255	157	46.617	189	32.405	199	258	23	1:41.681	22.493	157	46.773	187	32.415	199	255
6	1:41.170	22.268	159	46.464	189	32.438	199	259	24	1:42.112	22.518	158	46.975	187	32.619	199	255
7	1:41.164	22.362	159	46.346	191	32.456	198	258	25	1:41.907	22.523	158	46.860	187	32.524	196	256
8	1:41.614	22.273	159	46.700	187	32.641	199	258	26	1:41.955	22.533	158	46.838	189	32.584	196	256
9	1:41.817	22.382	158	46.862	189	32.573	199	260	27	1:41.548	22.461	157	46.681	187	32.406	200	256
10	1:43.809	22.214	154	48.475	183	33.120	199	258	28	1:41.780	22.549	157	46.671	189	32.560	196	255
11	1:40.961	22.354	158	46.414	191	32.193	200	258	29	1:41.806	22.616	157	46.710	188	32.480	198	254
12	1:41.215	22.061	158	46.408	191	32.746	200	260	30	1:42.113	22.631	157	46.943	186	32.539	198	255
13	1:42.172	22.370	159	46.790	190	33.012	199	260	31	1:41.875	22.482	157	46.788	187	32.605	199	255
14	1:42.225	23.031	158	46.670	191	32.524	200	261	32	1:41.766	22.539	158	46.770	188	32.457	197	255
15	1:45.794	22.382	160	46.341	191	37.071	56	260	33	1:41.496	22.505	158	46.720	187	32.271	198	256
16	2:42.175	1:22.337	155	47.103	188	32.735	197	255	34	1:41.391	22.455	158	46.551	190	32.385	198	256
17	1:43.635	22.512	156	47.753	184	33.370	198	257	35	1:41.989	22.565	157	46.786	189	32.638	197	255
18	1:42.105	22.419	157	47.092	186	32.594	199	256									

Lap	Time	SE1	SP1	SE2	SP2	SE3	SP3	TSP	Lap	Time	SE1	SP1	SE2	SP2	SE3	SP3	TSP
63	Ineichen, CHE / Engelhart, DEU								theoretical besttime: 1:40.028								
1	19:15.051	26.336	97	56.624	130	17:52.091	36	243	19	1:40.627	21.925	158	46.580	189	32.122	202	257
2	2:38.344	38.844	128	1:11.058	127	48.442	198	150	20	1:41.933	22.329	156	46.842	192	32.762	201	255
3	1:42.778	22.895	154	46.927	189	32.956	197	258	21	1:42.580	22.312	156	47.436	187	32.832	199	260
4	1:41.352	22.423	153	46.651	190	32.278	201	258	22	1:41.110	22.602	156	46.355	189	32.153	202	255
5	1:41.174	22.421	157	46.418	189	32.335	201	258	23	1:40.296	22.026	159	46.239	190	32.031	202	255
6	1:40.864	22.220	157	46.419	192	32.225	202	260	24	1:40.499	22.109	158	46.388	187	32.002	202	259
7	1:40.779	22.323	158	46.330	190	32.126	201	257	25	1:40.410	22.119	158	46.257	188	32.034	201	258
8	1:41.195	22.232	156	46.663	186	32.300	202	255	26	1:41.235	22.445	159	46.509	191	32.281	203	262
9	1:40.892	22.036	153	46.609	189	32.247	200	258	27	1:40.786	22.094	160	46.419	190	32.273	202	258
10	1:41.291	22.285	154	46.636	190	32.370	201	260	28	1:41.242	22.337	159	46.530	189	32.375	201	260
11	1:40.972	22.254	155	46.571	191	32.147	202	258	29	1:41.506	22.235	158	46.566	190	32.705	201	258
12	1:40.937	22.413	151	46.256	192	32.268	202	256	30	1:41.350	22.401	160	46.416	191	32.533	202	259
13	1:46.206	22.204	155	46.438	189	37.564	59	258	31	1:41.409	22.325	160	46.564	188	32.520	201	259
14	2:40.148	1:21.641	158	46.497	191	32.010	202	255	32	1:41.530	22.416	159	46.503	190	32.611	201	257
15	1:40.285	21.965	160	46.264	190	32.056	201	254	33	1:41.450	22.379	158	46.505	189	32.566	201	258
16	1:40.304	22.201	158	46.180	190	31.923	200	257	34	1:41.476	22.444	160	46.543	190	32.489	200	259
17	1:40.616	22.069	157	46.328	192	32.219	201	258	35	1:41.836	22.303	158	46.333	190	33.200	198	257
18	1:40.814	22.193	156	46.498	190	32.123	201	258									



ADAC GT Masters

Sector List Race 1

Provisional



Hockenheimring, Length: 4574m

Air temperature: 23.55°C

Track temperature: 28.15°C

Weather condition: Dry

DMSB Reg. Nr.: 281/17

Saturday, September 23, 2017 13:15:00

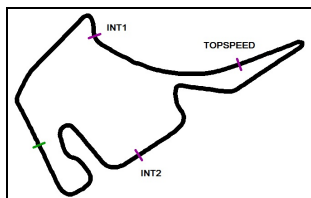
Lap	Time	SE1	SP1	SE2	SP2	SE3	SP3	TSP	Lap	Time	SE1	SP1	SE2	SP2	SE3	SP3	TSP
66 Judek, DEU / Lindholm, FIN									theoretical besttime: 1:40.932								
1	19:24.883	29.792	147	58.457	186	17:56.634	108	229	19	1:41.248	22.263	158	46.521	190	32.464	199	257
2	2:34.859	40.203	128	1:11.118	120	43.538	189	115	20	1:41.369	22.302	160	46.675	190	32.392	199	256
3	1:46.477	24.211	148	48.183	188	34.083	195	253	21	1:41.336	22.337	158	46.632	189	32.367	199	256
4	1:44.982	23.223	159	47.560	187	34.199	195	257	22	1:41.511	22.399	159	46.479	191	32.633	199	256
5	1:44.399	23.462	158	47.166	188	33.771	198	257	23	1:41.494	22.433	154	46.681	190	32.380	199	256
6	1:43.580	23.136	159	47.005	188	33.439	198	257	24	1:41.594	22.400	155	46.486	190	32.708	199	257
7	1:43.817	22.938	154	47.402	188	33.477	197	256	25	1:41.570	22.378	159	46.590	191	32.602	199	258
8	1:43.882	22.858	159	47.070	188	33.954	196	257	26	1:41.396	22.397	158	46.641	191	32.358	201	258
9	1:43.503	22.936	157	47.088	190	33.479	197	256	27	1:41.394	22.354	159	46.440	190	32.600	200	258
10	1:43.528	23.196	159	47.117	189	33.215	197	257	28	1:41.461	22.326	156	46.640	189	32.495	200	257
11	1:43.688	22.945	158	47.127	189	33.616	197	257	29	1:41.779	22.581	153	46.699	187	32.499	198	257
12	1:43.595	23.076	158	47.130	189	33.389	198	257	30	1:41.563	22.371	159	46.661	190	32.531	198	257
13	1:48.539	22.943	158	47.065	189	38.531	53	255	31	1:41.823	22.455	156	46.886	191	32.482	198	257
14	2:41.307	1:22.267	158	46.575	190	32.465	199	256	32	1:41.687	22.497	158	46.766	190	32.424	199	257
15	1:41.344	22.246	157	46.540	191	32.558	198	258	33	1:42.225	22.434	158	46.667	189	38.124	200	258
16	1:41.183	22.134	158	46.475	190	32.574	199	258	34	1:42.235	22.708	158	46.932	190	32.595	199	258
17	1:41.530	22.527	157	46.503	191	32.500	199	257	35	1:42.203	22.471	158	46.826	190	32.906	201	258
18	1:41.128	22.221	159	46.453	190	32.454	200	257									

77 Gounon, FRA / Keilwitz, DEU									theoretical besttime: 1:39.970								
1	2:04.281	23.560	160	47.747	147	52.974	19	255	19	2:40.346	1:21.765	165	46.263	191	32.318	204	257
2	19:46.450	17:43.871	103	1:11.569	93	51.010	200	136	20	1:40.746	22.061	165	46.305	191	32.380	202	258
3	1:41.157	22.512	163	46.475	192	32.170	202	256	21	1:40.723	22.213	165	46.188	191	32.322	203	258
4	1:40.968	22.439	164	46.236	192	32.293	202	259	22	1:40.779	22.099	166	46.197	193	32.483	203	257
5	1:40.350	22.139	165	46.064	194	32.147	202	257	23	1:41.140	22.333	166	46.408	192	32.399	206	258
6	1:40.191	22.147	164	46.085	192	31.959	202	256	24	1:40.982	22.256	167	46.373	192	32.353	204	258
7	1:40.631	22.274	163	46.155	192	32.202	202	258	25	1:41.037	22.227	165	46.364	193	32.446	204	257
8	1:40.520	22.166	164	46.249	192	32.105	203	257	26	1:41.033	22.173	165	46.392	193	32.468	204	259
9	1:40.605	22.038	166	46.196	190	32.371	202	258	27	1:40.862	22.234	166	46.344	193	32.284	205	260
10	1:40.139	22.124	165	45.973	193	32.042	203	258	28	1:40.873	22.204	166	46.260	192	32.409	205	260
11	1:40.788	22.236	165	46.255	191	32.297	203	258	29	1:40.950	22.208	167	46.291	191	32.451	204	258
12	1:40.864	22.240	166	46.272	191	32.352	202	256	30	1:41.044	22.119	166	46.345	192	32.580	204	258
13	1:40.518	22.218	165	46.164	192	32.136	203	258	31	1:41.023	22.202	164	46.368	193	32.453	204	258
14	1:40.564	22.207	166	46.127	193	32.230	202	258	32	1:41.274	22.260	167	46.307	192	32.707	203	259
15	1:40.783	22.204	166	46.328	193	32.251	202	260	33	1:41.116	22.306	165	46.477	191	32.333	203	256
16	1:40.670	22.275	166	46.094	193	32.301	202	259	34	1:41.229	22.392	166	46.282	192	32.555	204	258
17	1:40.450	22.094	166	46.086	192	32.270	203	260	35	1:41.644	22.269	165	46.444	191	32.931	203	256
18	1:44.822	22.254	166	46.119	192	36.449	59	259									

84 Assenheimer, DEU / Götz, DEU									theoretical besttime: 1:41.332								
1	3:00.594	28.156	127	1:42.334	73	50.104	39	71	11	1:42.236	22.649	159	46.991	188	32.596	200	256
2	18:59.479	17:07.266	124	1:09.869	110	42.344	193	114	12	1:43.543	23.289	159	47.046	188	33.208	198	257
3	1:44.219	23.643	153	47.612	188	32.964	198	252	13	1:48.846	23.057	158	47.154	190	38.635	59	256
4	1:42.650	22.500	156	47.239	189	32.911	199	255	14	2:42.530	1:22.817	156	47.178	185	32.535	199	255
5	1:42.134	22.454	154	46.930	190	32.750	198	255	15	1:41.486	22.379	158	46.709	190	32.398	199	257
6	1:41.787	22.707	157	46.770	187	32.310	199	255	16	1:41.459	22.391	156	46.789	190	32.279	199	257
7	1:47.041	22.549	157	46.781	188	37.711	59	256	17	1:41.724	22.469	158	46.901	191	32.354	199	257
8	1:54.228	34.821	159	46.837	188	32.570	198	254	18	1:41.614	22.458	159	46.722	190	32.434	199	255
9	1:41.714	22.496	158	46.812	189	32.406	201	254	19	1:41.409	22.386	157	46.674	191	32.349	199	255
10	1:41.761	22.589	158	46.676	190	32.496	201	256	20	1:46.725	22.383	157	46.796	191	37.546	59	255

99 Renauer, DEU / Müller, DEU									theoretical besttime: 1:40.386								
1	19:13.639	25.128	159	49.025	145	17:59.486	0	260	19	1:41.024	22.430	159	46.348	191	32.246	202	261
2	2:39.018	37.933	112	1:11.119	119	49.966	199	119	20	1:40.828	22.306	158	46.400	189	32.122	202	259
3	1:42.433	22.643	161	47.243	192	32.547	201	259	21	1:40.985	22.310	158	46.504	188	32.171	203	259
4	1:41.248	22.254	161	46.479	191	32.515	202	260	22	1:40.997	22.293	159	46.538	191	32.166	203	260
5	1:40.755	22.228	160	46.280	191	32.247	202	260	23	1:41.057	22.277	159	46.498	192	32.282	201	261
6	1:40.904	22.235	161	46.354	188	32.315	202	261	24	1:41.453	22.414	159	46.706	189	32.333	202	261
7	1:40.924	22.244	160	46.349	191	32.331	201	261	25	1:41.978	22.333	159	47.226	190	32.419	201	255
8	1:40.933	22.316	159	46.334	191	32.283	201	260	26	1:40.985	22.226	158	46.447	190	32.312	204	262
9	1:40.674	22.192	160	46.241	192	32.241	202	261	27	1:41.180	22.333	160	46.512	189	32.335	202	262
10	1:40.895	22.250	159	46.374	191	32.271	202	262	28	1:41.311	22.331	158	46.543	190	32.437	203	262





ADAC GT Masters

Sector List Race 1

Provisional



Hockenheimring, Length: 4574m

Air temperature: 23.55°C

Track temperature: 28.15°C

Weather condition: Dry

DMSB Reg. Nr.: 281/17

Saturday, September 23, 2017 13:15:00

Lap	Time	SE1	SP1	SE2	SP2	SE3	SP3	TSP	Lap	Time	SE1	SP1	SE2	SP2	SE3	SP3	TSP
11	1:40.864	22.412	160	46.217	193	32.235	202	262	29	1:41.561	22.516	159	46.595	191	32.450	202	262
12	1:40.555	22.084	157	46.222	193	32.249	203	262	30	1:42.069	22.605	159	46.788	190	32.676	202	262
13	1:40.846	22.197	159	46.288	192	32.361	202	261	31	1:41.577	22.449	159	46.709	189	32.419	204	262
14	1:45.580	22.188	160	46.499	192	36.893	57	260	32	1:41.904	22.683	161	46.639	189	32.582	201	262
15	2:54.000	1:34.502	154	47.040	191	32.458	200	258	33	1:41.757	22.547	160	46.603	190	32.607	203	262
16	1:41.551	22.612	155	46.764	190	32.175	201	260	34	1:41.854	22.621	160	46.696	192	32.537	201	262
17	1:40.911	22.307	160	46.519	190	32.085	201	260	35	1:42.083	22.531	160	46.804	188	32.748	200	264
18	1:40.866	22.283	158	46.415	188	32.168	201	260									



ADAC GT Masters

Pit Stops Race 1

Provisional



Hockenheimring, Length: 4574m

Air temperature: 23.55°C

Track temperature: 28.15°C

Weather condition: Dry

DMSB Reg. Nr.: 281/17

Saturday, September 23, 2017 13:15:00

Nr	Driver in	Day time in	Time in	Driver out	Day time out	Time out	Nett Time
2	Jeffrey Schmidt	13:16:57.248	0.775	Jeffrey Schmidt	13:17:10.356	13.883	
50	Rahel Frey	13:16:57.597	1.124	Rahel Frey	13:17:11.458	14.985	
8	Ricardo Feller	13:16:57.705	1.232	Ricardo Feller	13:17:11.765	15.292	
6	Florian Spengler	13:16:59.067	2.594	Florian Spengler	13:16:59.569	3.096	
9	Elia Erhart	13:16:59.129	2.656	Elia Erhart	13:16:59.842	3.369	
36	Klaus Bachler	13:19:05.701	56.880	Klaus Bachler	13:36:10.823	1:07.884	
7	Norbert Siedler	13:19:23.373	56.880	Norbert Siedler	13:36:15.695	1:12.756	
84	Patrick Assenheimer	13:19:52.001	56.880	Patrick Assenheimer	13:36:37.753	1:34.814	16:45.752
8	Ricardo Feller	13:36:13.384	1:10.445	Ricardo Feller	13:36:15.311	1:12.372	
26	Sebastian Asch	13:42:25.820	7:22.881	Sebastian Asch	13:42:57.948	7:55.009	32.128
7	Norbert Siedler	13:44:03.713	9:00.774				
84	Patrick Assenheimer	13:47:30.907	12:27.968	Patrick Assenheimer	13:47:49.348	12:46.409	18.441
36	Klaus Bachler	13:56:14.741	21:11.802				
63	Rolf Ineichen	13:57:24.757	22:21.818	Christian Engelhart	13:58:30.291	23:27.352	1:05.534
4	Dennis Marschall	13:57:33.463	22:30.524	Patric Niederhauser	13:58:40.527	23:37.588	1:07.064
66	Jonathan Judek	13:58:02.505	22:59.566	Jonathan Judek	13:59:08.649	24:05.710	1:06.144
84	Patrick Assenheimer	13:58:03.245	23:00.306	Maximilian Götz	13:59:09.522	24:06.583	1:06.277
26	Sebastian Asch	13:58:04.070	23:01.131	Sebastian Asch	13:59:10.267	24:07.328	1:06.197
99	Robert Renauer	13:59:02.133	23:59.194	Robert Renauer	14:00:20.323	25:17.384	1:18.190
3	Markus Pommer	13:59:09.102	24:06.163	Markus Pommer	14:00:15.099	25:12.160	1:05.997
2	Jeffrey Schmidt	13:59:10.580	24:07.641	Christopher Haase	14:00:16.228	25:13.289	1:05.648
25	Mike David Ortmann	13:59:16.565	24:13.626	Frank Stippler	14:00:22.450	25:19.511	1:05.885
24	Filip Salaquarda	14:00:44.753	25:41.814	Filip Salaquarda	14:01:50.178	26:47.239	1:05.425
42	Nick Catsburg	14:00:50.764	25:47.825	Nick Catsburg	14:01:56.541	26:53.602	1:05.777
48	Indy Dontje	14:00:55.046	25:52.107	Indy Dontje	14:02:00.690	26:57.751	1:05.644
8	Ricardo Feller	14:00:56.263	25:53.324	Pierre Kaffer	14:02:02.015	26:59.076	1:05.752
50	Rahel Frey	14:00:56.886	25:53.947	Philip Geipel	14:02:02.427	26:59.488	1:05.541
18	Adrien de Leener	14:00:59.314	25:56.375	Adrien de Leener	14:02:04.802	27:01.863	1:05.488
1	Connor De Phillippi	14:02:21.725	27:18.786	Christopher Mies	14:03:27.322	28:24.383	1:05.597
17	Mathieu Jaminet	14:04:02.452	28:59.513	Mathieu Jaminet	14:05:08.065	30:05.126	1:05.613
20	Nicolai Sylvest	14:04:03.578	29:00.639	Nikolaj Rogivue	14:05:09.635	30:06.696	1:06.057
13	Sven Barth	14:04:14.880	29:11.941	Maximilian Hackländer	14:05:20.044	30:17.105	1:05.164
77	Jules Gounon	14:05:37.725	30:34.786	Jules Gounon	14:06:42.856	31:39.917	1:05.131
21	Luca Stolz	14:05:41.051	30:38.112	Luca Ludwig	14:06:47.048	31:44.109	1:05.997
84	Maximilian Götz	14:11:00.182	35:57.243				



ADAC GT Masters

Top speed list Race 1

Provisional



Hockenheimring, Length: 4574m

Air temperature: 23.55°C

Track temperature: 28.15°C

Weather condition: Dry

DMSB Reg. Nr.: 281/17

Saturday, September 23, 2017 13:15:00

#	Name (NAT)	Team	Car name	Speed	Lap	Race time
13	Sven Barth (DEU)	RWT Racing (AUT)	Corvette C7 GT3	264.70	9	14:34.897
25	Frank Stippler (DEU)	BWT Mücke Motorsport (DEU)	Audi R8 LMS	264.05	17	29:15.470
99	Robert Renauer (DEU)	Precote Herberth Motorsport (DEU)	Porsche 911 GT3 R	264.05	35	59:37.841
42	Nick Catsburg (NLD)	BMW Team Schnitzer (DEU)	BMW M6 GT3	263.41	7	11:10.924
4	Patric Niederhauser (CHE)	Aust Motorsport (DEU)	Audi R8 LMS	263.41	17	29:15.350
36	Klaus Bachler (AUT)	Schütz Motorsport (DEU)	Porsche 911 GT3 R	262.77	11	17:56.794
17	Michael Ammermüller (DEU)	KÜS TEAM75 Bernhard (DEU)	Porsche 911 GT3 R	262.77	26	44:08.678
8	Ricardo Feller (CHE)	Audi Sport racing academy (DEU)	Audi R8 LMS	262.13	5	7:50.307
2	Christopher Haase (DEU)	Montaplast by Land-Motorsport (DEU)	Audi R8 LMS	262.13	24	40:55.448
63	Christian Engelhart (DEU)	GRT Grasser-Racing-Team (AUT)	Lamborghini Huracan GT3	262.13	26	44:10.269
50	Rahel Frey (CHE)	YACO Racing (DEU)	Audi R8 LMS	261.50	14	23:05.345
3	Kelvin van der Linde (ZAF)	Aust Motorsport (DEU)	Audi R8 LMS	261.50	22	37:28.710
18	Adrien de Leener (BEL)	KÜS TEAM75 Bernhard (DEU)	Porsche 911 GT3 R	260.86	12	19:43.975
1	Connor De Phillippi (USA)	Montaplast by Land-Motorsport (DEU)	Audi R8 LMS	260.86	16	26:11.981
24	Markus Winkelhock (DEU)	BWT Mücke Motorsport (DEU)	Audi R8 LMS	260.86	21	35:44.987
77	Jules Gounon (FRA)	Callaway Competition (DEU)	Corvette C7 GT3	260.24	15	24:26.503
20	Nikolaj Rogivue (CHE)	Team Zakspeed (DEU)	Mercedes-AMG GT3	259.61	23	39:11.934
48	Marvin Kirchhöfer (DEU)	Mercedes-AMG Team HTP Motorsport (DEU)	Mercedes-AMG GT3	259.61	27	46:02.930
26	Sebastian Asch (DEU)	BWT Mücke Motorsport (DEU)	Mercedes-AMG GT3	258.37	3	4:26.842
66	Jonathan Judek (DEU)	ADAC NSA / Attempto Racing Team (DEU)	Lamborghini Huracan GT3	258.37	15	26:19.771
21	Luca Stolz (DEU)	Team Zakspeed (DEU)	Mercedes-AMG GT3	258.37	17	27:50.003
84	Maximilian Götz (DEU)	Mercedes-AMG Team HTP Motorsport (DEU)	Mercedes-AMG GT3	257.75	16	28:03.088
7	Norbert Siedler (AUT)	HB Racing WDS Bau (AUT)	Lamborghini Huracan GT3	257.14	4	6:10.154