



ADAC TCR Germany



Result List Race 1

Provisional

DMSB Reg. Nr.: 281/17

Amended
23.9.2017 - 16:00

Hockenheimring, Length: 4574m

Air temperature: 22.04°C

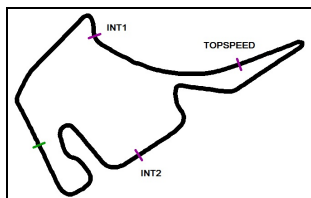
Track temperature: 28.24°C

Weather condition: Dry

Saturday, September 23, 2017 12:00:00

started : 37 classified : 34 not classified : 3

Nr.	Drivers	Team	Laps	Total Time	Gap	Kph	Lap	Time	Kph
Cl.	Car	Competitor							
1	22 H.Proczyk(AUT) Opel Astra TCR	HP Racing HP Racing	9	18:59.179		128.9	4	1:49.243	150.7
2	7 M.Halder(DEU) SEAT Leon TCR	Wolf-Power Racing 2 Wolf-Power Racing	9	19:00.363	1.184	128.9	3	1:49.576	150.2
3	41 S.Kirsch(DEU) Honda Civic TCR	Honda Team ADAC Sachsen ADAC Sachsen e.V.	9	19:01.806	2.627	128.8	4	1:49.344	150.5
4	18 S.van der Linde(ZAF) Audi RS 3 LMS	AC 1927 Mayen e.V. im ADAC AC 1927 Mayen e.V. im ADAC	9	19:02.726	3.547	128.7	5	1:49.909	149.8
5	8 L.Engstler(DEU) R VW Golf GTI TCR	JUNIOR TEAM ENGSTLER(DEU) LIQUI MOLY Team Engstler	9	19:03.355	4.176	128.7	3	1:49.620	150.2
6	14 N.Langeveld(NLD) Audi RS 3 LMS	Racing One Racing One GmbH	9	19:04.650	5.471	128.7	3	1:49.752	150.0
7	10 A.Buri(FIN) Audi RS 3 LMS	LMS Racing(FIN) LMS Racing	9	19:05.853	6.674	128.8	5	1:49.486	150.3
8	94 K.Richard(CHE) Honda Civic TCR	Target Competition UK-SUI(GBR) Target srl.	9	19:06.559	7.380	128.4	5	1:49.913	149.8
9	44 S.Kaibach(DEU) Audi RS 3 LMS	Aust Motorsport(DEU) Aust Motorsport	9	19:08.013	8.834	128.2	4	1:49.855	149.8
10	1 J.Files(GBR) Honda Civic TCR	Target Competition UK-SUI(GBR) Target srl.	9	19:08.776	9.597	128.3	5	1:49.776	150.0
11	19 M.Hofer(AUT) Audi RS 3 LMS	AC 1927 Mayen e.V. im ADAC AC 1927 Mayen e.V. im ADAC	9	19:09.567	10.388	128.2	5	1:49.973	149.7
12	28 P.Eberle(CHE) SEAT Leon TCR	Steibel Motorsport(CZE) Pascal Eberle	9	19:10.189	11.010	128.4	6	1:50.208	149.4
13	36 D.Calcum(DEU) Opel Astra TCR	Schlaeppli Race-Tec(CHE) Schlaeppli Race-Tec	9	19:11.080	11.901	128.2	6	1:50.097	149.5
14	39 F.Thoma(CHE) VW Golf GTI TCR	JUNIOR TEAM ENGSTLER(DEU) LIQUI MOLY Team Engstler	9	19:11.650	12.471	128.0	3	1:50.279	149.3
15	20 N.Kankkunen(FIN) Audi RS 3 LMS	LMS Racing(FIN) LMS Racing	9	19:12.245	13.066	128.2	4	1:50.324	149.2
16	98 T.Lautenschlager(DEU) Audi RS 3 LMS	Target Competition GER Target srl.	9	19:13.298	14.119	128.0	4	1:50.629	148.8
17	16 L.Ferrara(ITA) Alfa Romeo	V-Action Racing Team Luigi Ferrara	9	19:14.908	15.729	128.1	4	1:50.399	149.1
18	73 F.Barth(CHE) SEAT Leon TCR	TOPCAR Sport TOPCAR Sport	9	19:15.819	16.640	127.8	4	1:50.549	148.9
19	35 R.Rhyn(CHE) R Honda Civic TCR	Rikli Motorsport(CHE) Rikli Motorsport	9	19:17.443	18.264	127.7	4	1:50.702	148.7
20	66 R.Jost(CHE) SEAT Leon TCR	TOPCAR Sport TOPCAR Sport	9	19:18.099	18.920	127.9	6	1:51.317	147.9
21	42 L.Niedertscheider(AUT) SEAT Leon TCR	Niedertscheider Motorsport(AUT) Niedertscheider Motorsport	9	19:18.955	19.776	127.8	4	1:51.085	148.2
22	11 J.Schmarl(AUT) Honda Civic TCR	Target Competition AUT-POR Target srl.	9	19:19.613	20.434	127.6	4	1:51.223	148.0
23	29 M.Hesse(DEU) R Audi RS 3 LMS	Aust Motorsport(DEU) Aust Motorsport	9	19:20.323	21.144	127.8	4	1:51.618	147.5
24	23 S.Steibel(DEU) VW Golf GTI TCR	Steibel Motorsport(CZE) Steibel Motorsport	9	19:20.706	21.527	127.8	6	1:51.736	147.3
25	9 S.Goede(DEU) VW Golf GTI TCR	TEAM ENGSTLER USA LIQUI MOLY Team Engstler	9	19:21.662	22.483	127.7	6	1:51.601	147.5
26	54 S.Reicher(AUT) R Audi RS 3 LMS	Certainty Racing Team(NLD) Certainty Racing Team BV	9	19:23.320	24.141	127.4	2	1:52.422	146.4



ADAC TCR Germany

Result List Race 1



Provisional

DMSB Reg. Nr.: 281/17

Amended
23.9.2017 - 16:00

Hockenheimring, Length: 4574m

Air temperature: 22.04°C

Track temperature: 28.24°C

Weather condition: Dry

Saturday, September 23, 2017 12:00:00

started : 37 classified : 34 not classified : 3

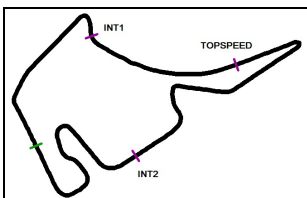
Nr.	Drivers	Team	Laps	Total Time	Gap	Kph	Lap	Time	Kph
Cl.	Car	Competitor							
27	84 M.Sandberg(NLD) Audi RS 3 LMS	Racing One 2 Racing One GmbH	9	19:24.583	25.404	127.5	4	1:52.455	146.4
28	2 A.Morgan(GBR) SEAT Leon TCR	Wolf-Power Racing 2 Wolf-Power Racing	9	19:25.000	25.821	126.8	4	1:51.131	148.1
29	12 S.Larsson(SWE) Audi RS 3 LMS	Target Competition SWE-POL Target srl.	9	19:27.840	28.661	127.0	5	1:51.462	147.7
30	99 T.Zimmermann(DEU) Audi RS 3 LMS	Target Competition GER Target srl.	9	19:43.944	44.765	127.9	4	1:50.732	148.7
31	56 J.van Lagen(NLD) Audi RS 3 LMS	Certainty Racing Team(NLD) Certainty Racing Team BV	9	19:46.564	47.385	127.3	4	1:50.486	149.0
32	34 O.Vouilloz(CHE) SEAT Leon TCR	Young Driver Challenge(DEU) Young Driver Challenge	9	20:09.525	1:10.346	122.2	3	1:51.771	147.3
33	17 J.Preisig(CHE) Opel Astra TCR	Lubner Motorsport(DEU) Lubner Motorsport	6	11:25.649	3LAPS	147.4	6	1:50.998	148.3
34	38 J.Wolfe(USA) VW Golf GTI TCR	TEAM ENGSTLER USA LIQUI MOLY Team Engstler	6	11:26.641	3LAPS	146.6	4	1:51.306	147.9
Not classified									
88	M.Oestreich(DEU) Honda Civic TCR	Honda Team ADAC Sachsen ADAC Sachsen e.V.	4	7:37.959	5LAPS	146.8	3	1:51.057	148.2
15	C.Barberini(ITA) Alfa Romeo	V-Action Racing Team Cosimo Barberini	1	2:09.240	8LAPS				
78	F.Danz(CHE) SEAT Leon TCR	Schlaeppli Race-Tec(CHE) Schlaeppli Race-Tec	1	2:29.516	8LAPS				

Fastest lap of the race. Car 22 driver Harald Proczyk on lap 4. Time 1:49.243, average speed 150.7 km/h.

Following race director decision drive through penalty converted into a time penalty of 30 seconds for car no. 99

Following stewards decision no. 39 drive through penalty converted into a time penalty of 30 seconds for car no. 56

Subject to final scrutineering!		
Publication time:	Clerk of the Course: Hans Erdel	Timekeeper: Steffen Ruhl



ADAC TCR Germany

Lap Chart Race 1

Provisional

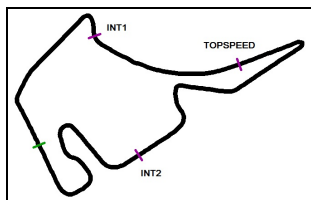


Hockenheimring, Length: 4574 m

Saturday, September 23, 2017 12:00:00

L/P	1	2	3	4	5	6	7	8	9	10	11	12	13	14	15	16	17	18	19	20	21	22	23	24	25	26	27	28	29	30	31	32	33	34	35	36	37	38	39	40	41	42	43	44	45							
LAP 1	22	7	18	41	8	94	44	14	88	1	56	19	39	10	36	99	28	98	38	20	73	35	2	16	17	11	66	42	15	29	54	23	9	12	84	34	.78															
LAP 2	22	7	41	8	18	14	44	94	88	10	1	39	28	36	19	99	38	98	20	56	35	73	2	17	16	11	66	42	29	54	23	9	12	84	34																	
LAP 3	22	7	41	8	18	14	44	94	10	88	1	39	28	19	99	98	36	38	20	56	2	17	35	16	66	73	42	11	29	23	54	9	12	34	84																	
LAP 4	22	7	41	18	8	14	44	10	94	1	19	88	28	99	98	39	36	20	38	56	2	17	35	16	73	66	42	11	29	23	9	54	12	34	84																	
LAP 5	22	7	41	18	8	14	10	44	94	1	19	28	36	99	39	20	38	98	56	16	17	35	73	66	42	11	29	23	9	.2	54	12	84	34																		
LAP 6	22	7	41	18	8	14	10	94	44	1	19	28	36	39	99	20	98	16	17	56	38	35	73	66	42	11	29	23	9	12	54	84	34	2																		
LAP 7	22	7	41	18	8	14	10	94	44	1	19	28	36	39	20	98	99	16	73	56	35	66	42	11	29	23	9	12	54	84	2	.34																				
LAP 8	22	7	41	18	8	14	10	94	44	1	19	28	36	39	20	98	99	16	73	56	35	66	42	11	29	23	9	12	54	84	2	34																				
LAP 9	22	7	41	18	8	14	10	94	44	1	19	28	36	39	20	98	99	16	73	56	35	66	42	11	29	23	9	54	84	2	.12	.34																				

. - PIT STOP ' - LAP BEHIND



ADAC TCR Germany



Sector List Race 1

Provisional

DMSB Reg. Nr.: 281/17

Hockenheimring, Length: 4574m

Air temperature: 21.96°C

Track temperature: 27.96°C

Weather condition: Dry

Saturday, September 23, 2017 12:00:00

Lap	Time	SE1	SP1	SE2	SP2	SE3	SP3	TSP	Lap	Time	SE1	SP1	SE2	SP2	SE3	SP3	TSP
1	Files, GBR								theoretical besttime: 1:49.674								
1	2:02.174	33.286	127	53.259	172	35.629	177	229	6	1:49.845	23.921	143	50.969	172	34.955	183	229
2	1:53.207	24.426	142	53.280	171	35.501	180	231	7	1:52.016	23.858	144	51.023	174	37.135	153	230
3	1:50.371	23.970	142	51.065	174	35.336	183	232	8	3:02.056	29.447	126	1:41.627	122	50.982	115	93
4	1:51.128	24.034	142	51.777	169	35.317	180	232	9	2:58.203	35.600	98	1:30.005	96	52.598	96	105
5	1:49.776	23.785	142	50.934	172	35.057	183	230									

2	Morgan, GBR								theoretical besttime: 1:50.685								
1	2:06.632	37.276	125	53.755	174	35.601	182	234	6	2:04.276	37.690	143	51.456	174	35.130	180	234
2	1:52.304	24.539	141	52.529	173	35.236	182	237	7	1:59.179	24.447	143	52.519	173	42.213	170	233
3	1:51.778	24.414	138	51.678	174	35.686	182	241	8	2:50.337	27.120	116	1:46.535	168	36.682	180	166
4	1:51.131	24.099	142	51.845	175	35.187	182	240	9	2:51.672	33.154	113	1:37.538	169	40.980	146	85
5	1:57.691	24.181	142	51.790	174	41.720	61	239									

7	Halder, DEU								theoretical besttime: 1:49.288								
1	1:59.152	31.765	141	52.304	173	35.083	181	229	6	1:49.825	23.975	140	50.999	173	34.851	181	233
2	1:50.298	23.960	140	51.421	173	34.917	182	232	7	1:50.652	23.909	141	51.041	174	35.702	147	234
3	1:49.576	23.987	140	50.959	174	34.630	182	232	8	3:04.915	31.148	100	1:42.105	115	51.662	115	105
4	1:49.610	23.801	142	51.038	174	34.771	181	234	9	2:56.742	36.588	94	1:28.163	109	51.991	126	110
5	1:49.593	24.038	142	50.857	175	34.698	181	234									

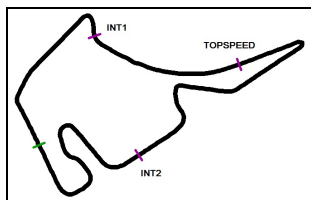
8	Engstler, DEU								theoretical besttime: 1:49.233								
1	1:59.871	32.708	138	52.136	169	35.027	182	235	6	1:49.944	24.257	141	50.939	174	34.748	181	234
2	1:50.685	24.362	136	51.306	175	35.017	179	233	7	1:52.319	24.053	142	51.008	175	37.258	161	235
3	1:49.620	24.241	141	50.707	174	34.672	180	235	8	3:01.915	28.674	114	1:41.915	110	51.386	104	91
4	1:51.800	24.465	138	52.177	170	35.158	180	229	9	2:57.288	36.077	93	1:28.745	92	52.466	127	113
5	1:49.853	23.858	141	51.327	174	34.668	181	235									

9	Goede, DEU								theoretical besttime: 1:51.048								
1	2:10.266	39.264	135	54.503	167	36.499	182	230	6	1:51.601	24.508	140	51.824	172	35.269	180	231
2	1:52.892	25.203	138	52.545	173	35.144	180	232	7	1:57.593	24.491	141	53.031	165	40.071	160	232
3	1:52.277	24.203	140	52.223	172	35.851	179	229	8	2:57.013	27.697	123	1:51.004	150	38.312	165	76
4	1:51.832	24.987	140	51.712	173	35.133	180	233	9	2:56.079	36.597	113	1:36.074	135	43.408	124	107
5	1:52.109	24.431	137	52.456	173	35.222	180	229									

10	Buri, FIN								theoretical besttime: 1:49.331								
1	2:03.407	33.482	117	54.128	167	35.797	183	234	6	1:49.969	23.866	141	51.077	174	35.026	182	238
2	1:51.511	24.162	142	52.011	171	35.338	182	236	7	1:52.341	24.053	141	50.880	174	37.408	139	237
3	1:49.570	23.871	140	50.748	175	34.951	183	237	8	3:02.112	29.069	126	1:41.399	120	51.644	106	85
4	1:49.749	23.742	141	50.728	175	35.279	183	239	9	2:57.708	35.473	89	1:30.080	94	52.155	109	109
5	1:49.486	23.652	140			182	238										

11	Schmarl, AUT								theoretical besttime: 1:51.018								
1	2:07.882	36.934	135	54.865	167	36.083	179	235	6	1:51.638	24.746	145	51.479	174	35.413	181	232
2	1:52.490	24.672	145	52.173	173	35.645	181	233	7	1:56.765	24.758	144	52.786	174	39.221	173	231
3	1:53.847	25.204	130	52.881	171	35.762	181	232	8	2:56.197	28.068	135	1:49.729	146	38.400	143	79
4	1:51.223	24.425	146	51.479	173	35.319	181	233	9	2:57.435	36.421	120	1:36.167	153	44.847	112	129
5	1:52.136	24.220	145	52.398	173	35.518	181	234									

12	Larsson, SWE								theoretical besttime: 1:50.660								
1	2:10.770	39.695	112	54.597	172	36.478	183	228	6	1:51.530	24.870	140	51.371	175	35.289	183	236
2	1:52.964	25.130	139	52.456	175	35.378	182	238	7	1:56.349	24.000	141	52.973	172	39.376	170	234
3	1:51.987	24.173	135	52.250	175	35.564	183	235	8	2:56.881	27.935	125	1:51.694	171	37.252	163	72
4	1:54.402	24.945	143	53.140	171	36.317	180	238	9	3:01.495	36.676	114	1:37.804	166	47.015	60	108
5	1:51.462	24.189	141	51.685	175	35.588	181	236									



ADAC TCR Germany



Sector List Race 1

Provisional

DMSB Reg. Nr.: 281/17

Hockenheimring, Length: 4574m

Air temperature: 21.96°C

Track temperature: 27.96°C

Weather condition: Dry

Saturday, September 23, 2017 12:00:00

Lap	Time	SE1	SP1	SE2	SP2	SE3	SP3	TSP	Lap	Time	SE1	SP1	SE2	SP2	SE3	SP3	TSP
14	Langeveld, NLD								theoretical besttime: 1:49.601								
1	2:01.231	33.379	130	52.129	174	35.723	183	234	6	1:50.001	23.933	142	51.055	173	35.013	180	237
2	1:51.923	24.482	143	52.030	171	35.411	182	220	7	1:52.202	23.942	142	51.302	173	36.958	142	235
3	1:49.752	23.877	143	51.020	174	34.855	181	234	8	3:02.008	28.844	131	1:41.415	110	51.749	101	88
4	1:49.973	23.847	142	50.899	173	35.227	182	237	9	2:57.314	35.433	94	1:29.770	86	52.111	117	112
5	1:50.246	23.890	140	51.369	173	34.987	182	235									

15	Barberini, ITA								theoretical besttime: 2:02.607								
1	2:09.240	38.307	129	53.702	171	37.231	177	228	2		31.674	79					

16	Ferrara, ITA								theoretical besttime: 1:50.399								
1	2:07.101	37.180	133	54.124	170	35.797	183	235	6	1:51.053	24.175	146	51.523	175	35.355	184	237
2	1:52.695	24.316	150	52.997	176	35.382	184	236	7	1:53.429	24.245	143	51.920	175	37.264	171	237
3	1:52.567	25.447	131	51.924	174	35.196	182	234	8	2:57.840	26.343	137	1:43.358	167	48.139	94	85
4	1:50.399	24.135	147	51.116	174	35.148	185	237	9	2:58.275	35.905	94	1:32.037	108	50.333	111	120
5	1:51.549	24.424	139	51.464	175	35.661	184	236									

17	Preisig, CHE								theoretical besttime: 1:50.545								
1	2:07.259	37.571	138	53.933	167	35.755	181	231	5	1:52.480	24.483	145	52.619	170	35.378	180	238
2	1:52.019	24.712	147	52.043	174	35.264	183	236	6	1:50.998	24.335	145	51.286	173	35.377	183	239
3	1:51.755	24.983	143	51.771	171	35.001	182	234	7		24.320	144					235
4	1:51.138	24.258	146	51.658	173	35.222	180	236									

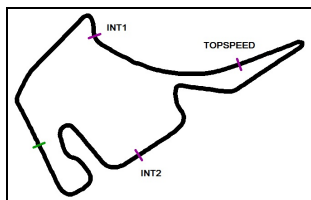
18	van der Linde, ZAF								theoretical besttime: 1:49.523								
1	1:59.353	31.609	138	52.773	171	34.971	180	231	6	1:49.945	24.019	141	51.091	172	34.835	181	235
2	1:51.215	24.120	141	51.357	173	35.738	176	236	7	1:51.497	23.951	141	51.154	172	36.392	151	234
3	1:50.097	24.525	142	50.943	173	34.629	181	238	8	3:02.664	28.871	103	1:42.076	106	51.717	108	99
4	1:50.908	24.046	142	51.987	171	34.875	180	233	9	2:57.138	36.043	97	1:28.604	90	52.491	122	114
5	1:49.909	23.995	141	51.173	173	34.741	181	235									

19	Hofer, AUT								theoretical besttime: 1:49.803								
1	2:02.524	33.586	137	53.769	173	35.169	179	234	6	1:50.817	24.643	141	51.360	173	34.814	182	237
2	1:54.146	24.536	143	52.551	170	37.059	183	238	7	1:52.786	24.055	143	51.187	173	37.544	164	238
3	1:50.286	24.360	140	50.952	174	34.974	183	239	8	3:00.451	28.203	133	1:41.216	123	51.032	111	92
4	1:50.453	24.192	143	50.994	175	35.267	181	240	9	2:58.131	35.648	99	1:29.817	98	52.666	91	106
5	1:49.973	24.164	143	51.013	174	34.796	183	240									

20	Kankkunen, FIN								theoretical besttime: 1:50.324								
1	2:05.452	36.436	137	53.532	173	35.484	188	233	6	1:51.566	24.557	141	51.908	175	35.101	180	236
2	1:52.534	24.990	137	51.497	175	36.047	180	240	7	1:52.200	24.185	142	51.292	175	36.723	180	238
3	1:51.911	24.587	140	52.046	173	35.278	181	235	8	2:57.992	25.960	133	1:42.153	130	49.879	100	87
4	1:50.324	24.005	143	51.429	176	34.890	180	240	9	2:58.028	35.894	100	1:30.726	116	51.408	91	110
5	1:52.238	24.405	140	52.465	169	35.368	183	237									

22	Proczyk, AUT								theoretical besttime: 1:49.040								
1	1:57.369	31.152	139	51.278	174	34.939	183	230	6	1:49.628	24.315	145	50.391	174	34.922	183	232
2	1:50.004	24.565	144	50.611	175	34.828	183	231	7	1:49.921	24.210	145	50.640	175	35.071	181	232
3	1:49.385	24.381	144	50.418	177	34.586	184	231	8	3:07.588	33.475	87	1:42.461	126	51.652	128	110
4	1:49.243	24.093	145	50.387	174	34.763	183	232	9	2:56.627	37.058	90	1:27.562	115	52.007	128	122
5	1:49.414	24.219	144	50.361	175	34.834	184	233									

23	Steibel, DEU								theoretical besttime: 1:51.391								
1	2:10.087	40.326	137	53.198	169	36.563	182	230	6	1:51.736	24.476	141	51.865	170	35.395	181	229
2	1:52.453	24.937	139	51.896	171	35.620	180	229	7	1:57.287	24.525	140	53.035	168	39.727	157	233
3	1:52.130	24.509	140	51.875	172	35.746	182	226	8	2:56.756	27.970	126	1:50.325	144	38.461	160	84
4	1:51.799	24.884	141	51.536	169	35.379	182	233	9	2:56.206	36.245	115	1:35.824	152	44.137	125	110
5	1:52.252	24.732	139	51.753	171	35.767	181	232									



ADAC TCR Germany



Sector List Race 1

Provisional

DMSB Reg. Nr.: 281/17

Hockenheimring, Length: 4574m

Air temperature: 21.96°C

Track temperature: 27.96°C

Weather condition: Dry

Saturday, September 23, 2017 12:00:00

Lap	Time	SE1	SP1	SE2	SP2	SE3	SP3	TSP	Lap	Time	SE1	SP1	SE2	SP2	SE3	SP3	TSP
28	Eberle, CHE								theoretical besttime: 1:50.079								
1	2:04.541	35.459	137	53.150	171	35.932	181	231	6	1:50.208	24.086	142	51.070	173	35.052	181	233
2	1:51.615	24.546	139	51.659	172	35.410	183	237	7	1:52.002	23.957	141	51.073	173	36.972	171	233
3	1:50.637	24.264	142	51.172	173	35.201	183	236	8	3:00.208	28.084	130	1:41.187	122	50.937	120	91
4	1:51.383	24.173	141	51.629	173	35.581	179	238	9	2:58.197	35.626	95	1:29.944	102	52.627	92	103
5	1:51.398	24.414	142	51.893	172	35.091	181	235									

29	Hesse, DEU								theoretical besttime: 1:51.346								
1	2:09.618	38.615	134	54.134	167	36.869	179	232	6	1:51.690	24.505	140	51.897	170	35.288	178	233
2	1:52.090	24.841	137	51.734	171	35.515	180	232	7	1:57.239	24.465	140	53.196	168	39.578	163	232
3	1:52.757	24.370	140	52.639	170	35.748	179	232	8	2:56.611	27.698	136	1:50.506	145	38.407	156	83
4	1:51.618	24.642	141	51.690	170	35.286	177	233	9	2:56.380	36.290	117	1:35.606	156	44.484	109	111
5	1:52.320	24.422	139	52.181	170	35.717	178	230									

34	Vouilloz, CHE								theoretical besttime: 1:51.379								
1	2:11.859	41.000	134	54.146	170	36.713	179	229	6	1:55.209	27.273	126	52.282	171	35.654	179	226
2	1:53.322	25.270	140	52.452	171	35.600	181	230	7	2:09.426	25.992	137	55.215	165	48.219	61	226
3	1:51.771	24.745	137	51.774	171	35.252	180	227	8	3:15.799	1:30.234	136	1:04.506	155	41.059	163	154
4	1:53.256	24.353	142	52.486	167	36.417	163	231	9	3:05.164	29.587	108	1:18.093	95	1:17.484	57	181
5	1:53.719	25.690	137	52.692	171	35.337	180	234									

35	Rhyn, CHE								theoretical besttime: 1:50.596								
1	2:06.250	35.749	114	54.821	169	35.680	182	233	6	1:52.178	24.652	144	52.166	173	35.360	183	234
2	1:52.261	24.615	147	51.566	174	36.080	183	237	7	1:56.117	25.255	145	52.788	172	38.074	154	233
3	1:53.266	24.462	144	53.806	173	34.998	179	235	8	2:56.632	28.217	139	1:47.648	144	40.767	112	81
4	1:50.702	24.387	145	51.211	173	35.104	183	236	9	2:57.319	35.868	115	1:34.337	165	47.114	98	116
5	1:52.718	24.830	146	51.953	167	35.935	181	235									

36	Calcum, DEU								theoretical besttime: 1:49.889								
1	2:03.878	34.244	130	53.518	171	36.116	183	236	6	1:50.097	24.308	145	50.692	173	35.097	181	234
2	1:52.673	24.657	143	51.926	174	36.090	184	236	7	1:52.038	24.313	146	50.857	173	36.868	164	233
3	1:52.342	25.187	134	52.174	171	34.981	183	237	8	2:59.482	27.047	141	1:41.329	124	51.106	104	92
4	1:50.494	24.216	144	50.856	173	35.422	182	236	9	2:57.856	35.637	100	1:29.503	110	52.716	92	98
5	1:52.220	25.105	139	51.546	174	35.569	182	236									

38	Wolfe, USA								theoretical besttime: 1:51.165								
1	2:05.312	36.080	138	53.222	169	36.010	179	233	4	1:51.306	24.239	142	52.011	173	35.056	179	233
2	1:52.076	24.387	141	51.891	173	35.798	180	234	5	1:52.341	24.218	141	52.186	168	35.937	177	237
3	1:52.014	24.668	138	52.126	173	35.220	179	234	6	1:53.592	24.496	141	51.997	170	37.099	168	234

39	Thoma, CHE								theoretical besttime: 1:50.175								
1	2:03.232	34.669	137	52.866	169	35.697	181	233	6	1:50.519	24.409	139	51.087	174	35.023	180	234
2	1:52.563	24.156	141	52.170	166	36.237	180	237	7	1:51.497	24.173	141	51.301	173	36.023	159	230
3	1:50.279	24.153	142	51.177	174	34.949	181	233	8	2:59.525	27.124	140	1:41.560	131	50.841	99	84
4	1:53.226	24.139	140	51.494	173	37.593	165	233	9	2:57.947	35.593	102	1:29.681	107	52.673	92	107
5	1:52.862	24.991	138	51.990	173	35.881	182	233									

41	Kirsch, DEU								theoretical besttime: 1:49.059								
1	1:59.622	32.062	144	52.576	171	34.984	184	229	6	1:49.922	24.203	143	50.864	173	34.855	182	234
2	1:50.557	24.367	144	51.053	174	35.137	182	235	7	1:51.427	24.232	142	50.992	174	36.203	141	233
3	1:49.732	24.210	143	50.623	175	34.899	180	233	8	3:04.881	30.684	105	1:42.314	114	51.883	114	100
4	1:49.344	24.271	144	50.425	175	34.648	182	233	9	2:56.922	36.201	95	1:28.503	99	52.218	135	109
5	1:49.399	23.986	144	50.679	175	34.734	182	234									



ADAC TCR Germany



Sector List Race 1

Provisional

DMSB Reg. Nr.: 281/17

Hockenheimring, Length: 4574m

Air temperature: 21.96°C

Track temperature: 27.96°C

Weather condition: Dry

Saturday, September 23, 2017 12:00:00

Lap	Time	SE1	SP1	SE2	SP2	SE3	SP3	TSP	Lap	Time	SE1	SP1	SE2	SP2	SE3	SP3	TSP
42 Niedertscheider, AUT									theoretical besttime: 1:50.998								
1	2:08.520	38.342	135	53.883	170	36.295	182	233	6	1:51.469	24.608	140	51.630	173	35.231	182	235
2	1:52.390	24.595	141	52.155	173	35.640	182	236	7	1:56.538	24.529	133	53.016	171	38.993	173	233
3	1:52.933	24.757	134	52.313	171	35.863	179	235	8	2:55.995	27.794	137	1:48.260	154	39.941	116	76
4	1:51.085	24.298	140	51.717	173	35.070	183	233	9	2:57.829	36.328	125	1:35.534	160	45.967	102	116
5	1:52.196	24.317	142	52.524	171	35.355	182	237									

44 Kaibach, DEU									theoretical besttime: 1:49.659								
1	2:00.946	32.950	141	52.082	174	35.914	182	233	6	1:50.969	24.110	143	51.768	171	35.091	181	231
2	1:52.426	24.433	140	52.427	166	35.566	182	229	7	1:52.392	24.038	144	51.293	173	37.061	135	234
3	1:49.990	24.045	143	51.195	174	34.750	181	235	8	3:02.247	29.466	135	1:41.145	120	51.636	114	82
4	1:49.855	23.969	143	51.052	174	34.834	182	237	9	2:58.184	35.748	97	1:29.999	91	52.437	105	107
5	1:51.004	23.857	144	51.967	172	35.180	181	238									

54 Reicher, AUT									theoretical besttime: 1:52.058								
1	2:09.929	38.900	138	54.354	167	36.675	180	233	6	1:53.509	25.493	140	52.204	169	35.812	177	230
2	1:52.422	24.857	137	51.960	170	35.605	179	235	7	1:56.026	24.901	140	53.209	168	37.916	176	229
3	1:52.809	24.493	136	52.526	170	35.790	178	232	8	2:57.154	27.523	130	1:52.453	165	37.178	176	72
4	1:53.652	24.988	140	53.017	170	35.647	177	232	9	2:55.288	35.863	122	1:37.698	156	41.727	157	109
5	1:52.531	24.671	139	52.004	169	35.856	177	231									

56 van Lagen, NLD									theoretical besttime: 1:50.486								
1	2:02.388	33.951	131	52.707	171	35.730	180	233	6	1:52.332	24.718	142	52.151	171	35.463	180	236
2	1:55.929	24.525	142	53.138	175	38.266	181	239	7	1:56.719	24.507	140	54.113	173	38.099	152	235
3	1:52.112	24.203	140	52.269	173	35.640	182	235	8	2:55.581	27.817	139	1:47.414	139	40.350	92	78
4	1:50.486	24.135	143	51.314	174	35.037	182	237	9	2:58.319	35.705	93	1:34.415	158	48.199	104	110
5	1:52.698	24.234	143	52.139	174	36.325	181	236									

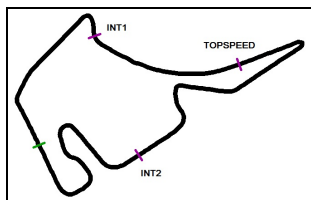
66 Jost, CHE									theoretical besttime: 1:50.650								
1	2:08.237	38.099	122	53.885	165	36.253	182	233	6	1:51.317	24.632	139	51.493	173	35.192	180	233
2	1:52.387	24.589	139	52.169	173	35.629	181	235	7	1:56.228	24.815	134	52.733	168	38.680	155	233
3	1:52.407	24.695	127	52.409	171	35.303	181	232	8	2:56.089	28.140	133	1:47.741	143	40.208	115	78
4	1:51.442	24.377	138	52.095	174	34.970	181	235	9	2:57.617	36.084	117	1:34.498	157	47.035	95	118
5	1:52.375	24.187	141	52.688	167	35.500	178	233									

73 Barth, CHE									theoretical besttime: 1:50.549								
1	2:05.789	36.574	132	53.680	172	35.535	179	233	6	1:51.182	24.254	140	51.584	168	35.344	181	231
2	1:52.943	24.603	139	52.758	175	35.582	181	229	7	1:54.482	24.710	138	51.517	172	38.255	156	232
3	1:54.852	24.771	138	54.582	164	35.499	180	230	8	2:55.206	27.774	134	1:43.851	170	43.581	96	86
4	1:50.549	24.022	140	51.568	172	34.959	181	233	9	2:58.476	36.187	86	1:33.252	165	49.037	108	120
5	1:52.340	24.238	140	52.865	168	35.237	180	232									

78 Danz, CHE									theoretical besttime:								
1	2:29.516	37.921	126	56.975	113	54.620	50	235									

84 Sandberg, NLD									theoretical besttime: 1:51.770								
1	2:11.525	40.693	123	54.049	171	36.783	181	232	6	1:53.022	24.980	115	52.625	172	35.417	178	226
2	1:53.163	25.200	140	52.134	173	35.829	182	233	7	1:55.805	24.834	139	54.141	167	36.830	180	232
3	1:53.261	25.267	122	52.759	171	35.235	183	228	8	2:57.254	27.016	131	1:52.856	160	37.382	176	68
4	1:52.455	24.667	141	51.876	173	35.912	179	232	9	2:55.139	35.692	133	1:37.787	146	41.660	142	101
5	1:52.959	25.690	142	52.042	172	35.227	182	231									

88 Oestreich, DEU									theoretical besttime: 1:50.765								
1	2:01.517	33.767	137	52.436	172	35.314	181	228	4	1:52.737	24.286	141	52.023	166	36.428	182	231
2	1:52.648	24.792	142	51.799	171	36.057	182	232	5		24.130	138					232
3	1:51.057	24.422	141	51.479	172	35.156	181	233									



ADAC TCR Germany

Sector List Race 1

Provisional



Hockenheimring, Length: 4574m

Air temperature: 21.96°C

Track temperature: 27.96°C

Weather condition: Dry

DMSB Reg. Nr.: 281/17

Saturday, September 23, 2017 12:00:00

Lap	Time	SE1	SP1	SE2	SP2	SE3	SP3	TSP	Lap	Time	SE1	SP1	SE2	SP2	SE3	SP3	TSP
94	Richard, CHE								theoretical besttime: 1:49.265								
1	2:00.651	32.511	139	52.351	171	35.789	180	229	6	1:49.969	23.983	145	51.308	173	34.678	185	228
2	1:53.032	24.861	142	52.240	166	35.931	186	224	7	1:52.570	23.965	147	50.675	174	37.930	135	234
3	1:50.289	24.088	143	51.263	173	34.938	182	231	8	3:01.529	29.028	134	1:41.022	118	51.479	119	84
4	1:50.636	23.912	142	50.811	176	35.913	186	232	9	2:57.970	35.708	87	1:30.345	98	51.917	124	108
5	1:49.913	23.945	141	50.979	174	34.989	185	234									

98	Lautenschlager, DEU								theoretical besttime: 1:50.182								
1	2:04.930	35.075	135	54.060	168	35.795	180	237	6	1:51.567	24.378	141	51.430	173	35.759	181	238
2	1:52.604	24.368	140	52.117	173	36.119	181	237	7	1:52.260	24.070	138	51.272	174	36.918	177	231
3	1:50.693	24.465	139	51.355	175	34.873	183	238	8	2:58.299	26.053	137	1:42.451	125	49.795	93	91
4	1:50.629	24.100	141	51.239	174	35.290	180	238	9	2:57.689	35.630	92	1:31.648	97	50.411	105	117
5	1:54.627	24.530	130	54.069	175	36.028	181	226									

99	Zimmermann, DEU								theoretical besttime: 1:50.268								
1	2:04.076	34.307	136	54.116	171	35.653	182	233	6	1:51.616	24.822	141	51.639	172	35.155	181	238
2	1:52.868	24.256	141	51.924	175	36.688	184	238	7	1:54.266	25.345	133	52.276	172	36.645	170	232
3	1:50.945	24.396	137	51.570	173	34.979	182	236	8	2:58.146	26.200	141	1:43.076	150	48.870	93	84
4	1:50.732	23.952	141	51.337	173	35.443	180	238	9	2:57.890	35.814	90	1:31.579	93	50.497	110	124
5	1:53.405	24.719	135	52.546	173	36.140	182	235									



ADAC TCR Germany

Top speed list Race 1

Provisional



Hockenheimring, Length: 4574m

Air temperature: 21.96°C

Track temperature: 27.96°C

Weather condition: Dry

DMSB Reg. Nr.: 281/17

Saturday, September 23, 2017 12:00:00

#	Name (NAT)	Team	Car name	Speed	Lap	Race time
2	Alex Morgan (GBR)	Wolf-Power Racing 2	SEAT Leon TCR	241.07	3	4:37.498
20	Niko Kankkunen (FIN)	LMS Racing (FIN)	Audi RS 3 LMS	240.53	4	6:28.095
19	Max Hofer (AUT)	AC 1927 Mayen e.V. im ADAC	Audi RS 3 LMS	240.00	4	6:25.254
56	Jaap van Lagen (NLD)	Certainty Racing Team (NLD)	Audi RS 3 LMS	239.46	2	2:41.156
10	Antti Buri (FIN)	LMS Racing (FIN)	Audi RS 3 LMS	239.46	4	6:22.369
17	Jasmin Preisig (CHE)	Lubner Motorsport (DEU)	Opel Astra TCR	239.46	6	10:13.057
99	Tim Zimmermann (DEU)	Target Competition GER	Audi RS 3 LMS	238.93	2	2:42.520
12	Simon Larsson (SWE)	Target Competition SWE-POL	Audi RS 3 LMS	238.93	2	2:50.054
98	Tom Lautenschlager (DEU)	Target Competition GER	Audi RS 3 LMS	238.93	4	6:26.486
44	Sandro Kaibach (DEU)	Aust Motorsport (DEU)	Audi RS 3 LMS	238.93	5	8:11.357
18	Sheldon van der Linde (ZAF)	AC 1927 Mayen e.V. im ADAC	Audi RS 3 LMS	238.41	3	4:29.309
28	Pascal Eberle (CHE)	Steibel Motorsport (CZE)	SEAT Leon TCR	238.41	4	6:25.153
39	Florian Thoma (CHE)	JUNIOR TEAM ENGSTLER (DEU)	VW Golf GTI TCR	237.88	2	2:41.601
35	Rudolf Rhyn (CHE)	Rikli Motorsport (CHE)	Honda Civic TCR	237.88	2	2:45.005
36	Dino Calcum (DEU)	Schlaeppli Race-Tec (CHE)	Opel Astra TCR	237.88	3	4:36.154
16	Luigi Ferrara (ITA)	V-Action Racing Team	Alfa Romeo	237.88	4	6:30.522
14	Niels Langeveld (NLD)	Racing One	Audi RS 3 LMS	237.36	4	6:20.984
38	Jason Wolfe (USA)	TEAM ENGSTLER USA	VW Golf GTI TCR	237.36	5	8:19.244
42	Lukas Niedertscheider (AUT)	Niedertscheider Motorsport (AUT)	SEAT Leon TCR	237.36	5	8:23.403
8	Luca Engstler (DEU)	JUNIOR TEAM ENGSTLER (DEU)	VW Golf GTI TCR	235.80	1	47.022
11	Jürgen Schmarl (AUT)	Target Competition AUT-POR	Honda Civic TCR	235.80	1	51.457
41	Steve Kirsch (DEU)	Honda Team ADAC Sachsen	Honda Civic TCR	235.80	2	2:38.175
66	Ronny Jost (CHE)	TOPCAR Sport	SEAT Leon TCR	235.80	2	2:47.131
78	Fabian Danz (CHE)	Schlaeppli Race-Tec (CHE)	SEAT Leon TCR	235.29	1	52.712
54	Simon Reicher (AUT)	Certainty Racing Team (NLD)	Audi RS 3 LMS	235.29	2	2:49.317
7	Mike Halder (DEU)	Wolf-Power Racing 2	SEAT Leon TCR	234.78	5	8:06.933
94	Kris Richard (CHE)	Target Competition UK-SUI (GBR)	Honda Civic TCR	234.78	5	8:12.856
34	Orhan Vouilloz (CHE)	Young Driver Challenge (DEU)	SEAT Leon TCR	234.27	5	8:30.345
73	Fredy Barth (CHE)	TOPCAR Sport	SEAT Leon TCR	233.76	1	51.147
88	Moritz Oestreich (DEU)	Honda Team ADAC Sachsen	Honda Civic TCR	233.76	3	4:32.929
23	Sebastian Steibel (DEU)	Steibel Motorsport (CZE)	VW Golf GTI TCR	233.76	4	6:33.902
84	Maurits Sandberg (NLD)	Racing One 2	Audi RS 3 LMS	233.26	2	2:51.180
29	Max Hesse (DEU)	Aust Motorsport (DEU)	Audi RS 3 LMS	233.26	4	6:33.614
9	Stefan Goede (DEU)	TEAM ENGSTLER USA	VW Golf GTI TCR	233.26	4	6:34.827
22	Harald Proczyk (AUT)	HP Racing	Opel Astra TCR	233.26	5	8:04.368
1	Josh Files (GBR)	Target Competition UK-SUI (GBR)	Honda Civic TCR	232.75	3	4:33.728
15	Cosimo Barberini (ITA)	V-Action Racing Team	Alfa Romeo	228.32	1	53.073