



# ADAC Formel 4

## Result List Race 1

Provisional



Hockenheimring, Length: 4574m

Air temperature: 21.32°C

Track temperature: 24.17°C

Weather condition: Dry

**DMSB** Reg. Nr.: 282/17

Saturday, September 23, 2017 11:10:00

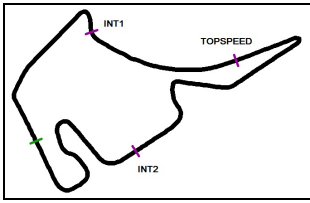
started : 23      classified : 19      not classified : 4

Nr.	Drivers	Team	Laps	Total Time	Gap	Kph	Lap	Time	Kph
Cl.	Car	Competitor							
1	1 F. Drugovich(ITA) ADAC Formel 4 powered by Abarth	(T) Van Amersfoort Racing(NLD) Van Amersfoort Racing	18	30:27.563		162.7	10	1:40.724	163.4
2	5 L. Zendeli(DEU) ADAC Formel 4 powered by Abarth	(T) ADAC Berlin-Brandenburg e.V.(DEU) ADAC Berlin-Brandenburg e.V.	18	30:28.573	1.010	162.7	10	1:40.748	163.4
3	13 F. Scherer(CHE) ADAC Formel 4 powered by Abarth	(T) US Racing(DEU) US Racing	18	30:37.867	10.304	162.0	5	1:40.930	163.1
4	2 F. Vesti(DNK) ADAC Formel 4 powered by Abarth	(T) Van Amersfoort Racing(NLD) Van Amersfoort Racing	18	30:39.356	11.793	161.8	3	1:41.218	162.6
5	27 N. Nielsen(DNK) ADAC Formel 4 powered by Abarth	(T) US Racing(DEU) US Racing	18	30:39.724	12.161	162.0	10	1:41.120	162.8
6	41 A. Petrov(ITA) ADAC Formel 4 powered by Abarth	Van Amersfoort Racing(NLD) Van Amersfoort Racing	18	30:40.084	12.521	161.9	10	1:41.185	162.7
7	28 K. Schramm(DEU) ADAC Formel 4 powered by Abarth	US Racing(DEU) US Racing	18	30:40.479	12.916	161.8	10	1:41.175	162.7
8	44 J. Vips(ITA) ADAC Formel 4 powered by Abarth	(T) Prema Powerteam SRL(ITA) Prema Powerteam SRL	18	30:43.808	16.245	161.7	6	1:41.475	162.2
9	98 C. Piro(DEU) ADAC Formel 4 powered by Abarth	(T) Team Piro Sports Interdental(DEU) Team Piro Sports Interdental	18	30:44.416	16.853	161.7	12	1:41.579	162.1
10	9 M. Armstrong(ITA) ADAC Formel 4 powered by Abarth	(T) Prema Powerteam SRL(ITA) Prema Powerteam SRL	18	30:45.140	17.577	161.7	10	1:41.270	162.5
11	3 L. Gachot(GBR) ADAC Formel 4 powered by Abarth	Van Amersfoort Racing(NLD) Van Amersfoort Racing	18	30:50.722	23.159	161.4	14	1:41.409	162.3
12	11 M. Wishofer(AUT) R ADAC Formel 4 powered by Abarth	(T) Lechner Racing(AUT) Lechner Racing	18	30:51.494	23.931	161.1	11	1:41.601	162.0
13	42 L. Hoogenboom(NLD) ADAC Formel 4 powered by Abarth	Motopark(DEU) Motopark	18	30:56.218	28.655	160.9	8	1:41.696	161.9
14	80 A. Estner(DEU) ADAC Formel 4 powered by Abarth	(T) Neuhauser Racing Team(AUT) Neuhauser Racing Team	18	30:56.494	28.931	160.9	12	1:41.178	162.7
15	7 O. Söderström(SWE) ADAC Formel 4 powered by Abarth	(T) ADAC Berlin-Brandenburg e.V.(DEU) ADAC Berlin-Brandenburg e.V.	18	30:57.541	29.978	160.9	17	1:41.326	162.5
16	18 J. Hanes(DEU) ADAC Formel 4 powered by Abarth	US Racing(DEU) US Racing	18	31:02.112	34.549	160.3	5	1:41.506	162.2
17	79 D. Malukas(LTU) ADAC Formel 4 powered by Abarth	(T) Motopark(DEU) Motopark	18	31:11.135	43.572	160.3	14	1:42.068	161.3
18	6 T. Beckhäuser(CZE) R ADAC Formel 4 powered by Abarth	ADAC Berlin-Brandenburg e.V.(DEU) ADAC Berlin-Brandenburg e.V.	18	31:12.107	44.544	159.6	18	1:42.382	160.8
19	10 R. Wagner(DEU) R ADAC Formel 4 powered by Abarth	(T) Lechner Racing(AUT) Lechner Racing	18	31:24.338	56.775	158.4	16	1:43.155	159.6
<b>Not classified</b>									
33	J. Aberdein(DEU) ADAC Formel 4 powered by Abarth	(T) Motopark(DEU) Motopark	12	21:24.465	6LAPS	155.1	10	1:41.504	162.2
99	C. Weerts(BEL) R ADAC Formel 4 powered by Abarth	Motopark(DEU) Motopark	11	20:38.532	7LAPS	146.8	8	1:41.842	161.6
25	D. Ghattas(DEU) R ADAC Formel 4 powered by Abarth	(T) Team Piro Sports Interdental(DEU) Team Piro Sports Interdental	10	18:09.704	8LAPS	152.6	4	1:43.261	159.4
81	M. Waldherr(DEU) ADAC Formel 4 powered by Abarth	(T) Neuhauser Racing Team(AUT) Neuhauser Racing Team	4	7:28.774	14LAPS	145.8	2	1:41.973	161.4

*Fastest lap of the race. Car 1 driver Felipe Drugovich on lap 10. Time 1:40.724, average speed 163.4 km/h.*

T = nominated for the team classification

Subject to final scrutineering!



Hockenheimring, Length: 4574m  
 Air temperature: 21.32°C  
 Track temperature: 24.17°C  
 Weather condition: Dry

# ADAC Formel 4

## Result List Race 1

Provisional

**DMSB** Reg. Nr.: 282/17

Saturday, September 23, 2017 11:10:00



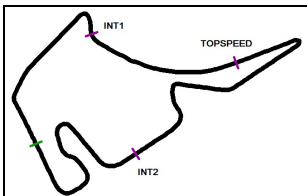
**started : 23      classified : 19      not classified : 4**

Nr. Drivers	Team	Laps	Total Time	Gap	Kph	Lap	Time	Kph
Cl. Car	Competitor							

Publication time:

Clerk of the Course: Hans Erdel

Timekeeper: Steffen Ruhl



# ADAC Formel 4

## Lap Chart Race 1

Provisional



Hockenheimring, Length: 4574 m

Saturday, September 23, 2017 11:10:00

L/P	1	2	3	4	5	6	7	8	9	10	11	12	13	14	15	16	17	18	19	20	21	22	23	24	25	26	27	28	29	30	31	32	33	34	35	36	37	38	39	40	41	42	43	44	45											
LAP 1	1	5	2	81	13	28	41	27	44	98	11	9	3	18	42	80	33	99	10	7	25	6	79																																	
LAP 2	1	5	2	81	13	28	41	27	44	98	11	9	42	3	33	99	7	80	10	18	25	6	79																																	
LAP 3	1	5	2	13	41	27	28	44	98	9	11	42	3	33	99	7	80	18	6	10	25	79	81																																	
LAP 4	1	5	2	13	27	41	28	44	98	9	11	42	3	33	99	7	80	18	6	10	25	79	.81																																	
LAP 5	1	5	2	13	27	41	28	44	98	9	11	3	42	33	99	7	80	18	6	10	79	25																																		
LAP 6	1	5	2	13	27	41	28	44	98	9	11	3	42	99	33	7	18	80	6	79	10	25																																		
LAP 7	1	5	2	13	27	41	28	44	98	9	11	3	42	99	33	7	18	80	6	79	10	25																																		
LAP 8	1	5	2	13	27	41	28	44	98	9	11	3	42	99	33	7	18	80	6	79	10	25																																		
LAP 9	1	5	2	13	27	41	28	44	98	9	11	3	42	33	99	18	7	80	6	79	10	25																																		
LAP 10	1	5	2	13	27	41	28	44	98	9	11	3	42	33	80	7	18	6	79	10	.99	.25																																		
LAP 11	1	5	2	13	27	41	28	44	98	9	11	3	42	33	80	7	18	79	6	10	.99'																																			
LAP 12	1	5	2	13	27	41	28	44	98	9	11	3	42	80	7	18	79	6	10	.33																																				
LAP 13	1	5	2	13	27	41	28	44	98	9	11	3	42	80	7	18	79	6	10																																					
LAP 14	1	5	13	2	27	41	28	44	98	9	11	3	42	80	7	18	79	6	10																																					
LAP 15	1	5	13	2	27	41	28	44	98	9	11	3	42	80	7	18	79	6	10																																					
LAP 16	1	5	13	2	27	41	28	44	98	9	11	3	42	80	7	18	79	6	10																																					
LAP 17	1	5	13	2	27	41	28	44	98	9	3	11	42	80	7	18	79	6	10																																					
LAP 18	1	5	13	2	27	41	28	44	98	9	3	11	42	80	7	18	79	6	10																																					

. - PIT STOP ' - LAP BEHIND



# ADAC Formel 4

## Sector List Race 1

Provisional



Hockenheimring, Length: 4574m

Air temperature: 21.32°C

Track temperature: 24.17°C

Weather condition: Dry

**DMSB** Reg. Nr.: 282/17

Saturday, September 23, 2017 11:10:00

Lap	Time	SE1	SP1	SE2	SP2	SE3	SP3	TSP	Lap	Time	SE1	SP1	SE2	SP2	SE3	SP3	TSP
<b>1 Drugovich, ITA</b>									<b>theoretical besttime: 1:40.664</b>								
1	1:47.644	27.565	150	48.696	183	31.383	187	221	10	<b>1:40.724</b>	<b>22.010</b>	<b>152</b>	<b>47.791</b>	<b>185</b>	30.923	187	224
2	1:41.509	22.244	151	48.140	184	31.125	188	223	11	1:41.125	22.094	151	47.927	183	31.104	187	224
3	1:41.242	22.172	151	47.955	183	31.115	187	223	12	1:41.144	22.106	151	47.903	184	31.135	188	<b>225</b>
4	1:41.319	22.157	150	48.105	184	31.057	188	223	13	1:40.984	22.146	152	47.814	184	31.024	188	224
5	1:41.158	22.132	152	47.969	183	31.057	188	224	14	1:41.234	22.146	150	47.956	183	31.132	187	224
6	1:40.974	22.137	151	47.974	184	<b>30.863</b>	187	223	15	1:41.217	22.116	152	48.084	184	31.017	188	224
7	1:41.198	22.129	150	48.019	183	31.050	188	223	16	1:41.090	22.102	151	47.883	184	31.105	187	224
8	1:41.046	22.102	150	47.946	184	30.998	187	224	17	1:41.362	22.180	151	47.948	183	31.234	187	224
9	1:41.105	22.176	151	47.998	184	30.931	188	224	18	1:41.488	22.247	151	47.919	184	31.322	187	224

<b>2 Vesti, DNK</b>									<b>theoretical besttime: 1:41.077</b>								
1	1:49.529	28.378	149	49.572	181	31.579	188	<b>225</b>	10	1:41.270	22.077	151	48.077	184	31.116	189	223
2	1:41.703	22.362	152	48.183	182	31.158	<b>189</b>	224	11	1:42.280	22.115	150	48.824	180	31.341	186	223
3	<b>1:41.218</b>	22.164	<b>152</b>	<b>47.969</b>	183	31.085	188	224	12	1:41.710	22.128	152	48.125	183	31.457	187	224
4	1:41.291	22.118	152	48.109	<b>184</b>	31.064	188	225	13	1:42.464	22.112	151	48.860	179	31.492	186	222
5	1:41.390	22.157	151	48.182	183	<b>31.051</b>	188	225	14	1:42.962	22.141	152	49.426	181	31.395	188	222
6	1:41.431	<b>22.057</b>	151	48.284	183	31.090	187	224	15	1:41.902	22.272	151	48.313	183	31.317	187	225
7	1:41.285	22.100	151	48.104	182	31.081	187	222	16	1:41.758	22.122	151	48.285	183	31.351	185	225
8	1:41.886	22.064	152	48.737	184	31.085	187	222	17	1:41.983	22.250	152	48.342	183	31.391	187	224
9	1:41.352	22.062	152	48.104	183	31.186	188	222	18	1:41.942	22.268	152	48.155	182	31.519	187	223

<b>3 Gachot, GBR</b>									<b>theoretical besttime: 1:41.298</b>								
1	1:56.469	31.440	139	51.475	174	33.554	184	222	10	1:41.616	22.111	151	48.503	183	<b>31.002</b>	<b>187</b>	223
2	1:44.702	23.203	150	49.849	180	31.650	<b>189</b>	221	11	1:41.696	22.215	152	48.323	183	31.158	186	222
3	1:42.485	22.432	152	48.655	183	31.398	188	223	12	1:41.434	22.125	152	48.233	183	31.076	189	223
4	1:41.618	22.128	152	48.300	183	31.190	188	225	13	1:41.688	22.253	147	48.425	183	31.010	188	222
5	1:42.266	22.180	152	48.838	182	31.248	188	226	14	<b>1:41.409</b>	22.108	152	<b>48.208</b>	<b>183</b>	31.093	187	224
6	1:41.570	22.127	152	48.388	183	31.055	187	222	15	1:41.841	22.139	152	48.336	182	31.366	188	226
7	1:41.696	22.165	151	48.441	183	31.090	188	221	16	1:43.019	22.442	150	49.022	181	31.555	187	<b>227</b>
8	1:41.605	<b>22.088</b>	152	48.342	<b>183</b>	31.175	187	222	17	1:42.144	22.314	153	48.555	183	31.275	186	226
9	1:41.809	22.125	151	48.431	182	31.253	187	221	18	1:41.655	22.208	154	48.225	183	31.222	187	222

<b>5 Zendeli, DEU</b>									<b>theoretical besttime: 1:40.665</b>								
1	1:48.840	28.472	152	48.993	183	31.375	188	223	10	<b>1:40.748</b>	22.018	152	<b>47.747</b>	<b>184</b>	30.983	190	<b>226</b>
2	1:41.565	22.321	151	48.207	183	31.037	188	223	11	1:41.081	22.008	152	47.872	182	31.201	187	226
3	1:41.253	22.091	152	48.061	184	31.101	187	224	12	1:41.247	22.132	154	47.984	183	31.131	189	226
4	1:41.196	22.133	152	48.113	183	<b>30.950</b>	188	223	13	1:41.357	22.226	152	48.079	183	31.052	189	225
5	1:40.927	22.035	152	47.931	183	30.961	189	225	14	1:41.179	22.054	153	47.969	184	31.156	188	223
6	1:41.024	22.163	153	47.857	184	31.004	187	224	15	1:41.226	22.172	153	47.910	183	31.144	187	225
7	1:40.985	22.025	152	47.895	183	31.065	189	225	16	1:41.112	22.110	152	47.873	184	31.129	188	225
8	1:40.947	<b>21.968</b>	<b>154</b>	47.780	184	31.199	189	225	17	1:41.262	22.049	152	47.887	184	31.326	188	225
9	1:41.075	22.067	153	47.922	184	31.086	189	226	18	1:41.549	22.112	152	47.957	183	31.480	187	225

<b>6 Beckhäuser, CZE</b>									<b>theoretical besttime: 1:42.045</b>								
1	1:58.836	34.131	147	51.144	174	33.561	<b>187</b>	<b>228</b>	10	1:42.966	22.462	151	48.810	181	31.694	185	221
2	1:45.694	22.837	150	50.048	178	32.809	186	224	11	1:44.170	22.476	151	49.796	181	31.898	186	222
3	1:43.585	22.840	151	49.041	182	31.704	187	223	12	1:42.620	22.369	152	48.474	181	31.777	187	225
4	1:43.322	22.749	151	48.800	182	31.773	185	221	13	1:42.501	22.329	153	48.429	182	31.743	186	223
5	1:42.865	22.526	151	48.738	180	31.601	187	221	14	1:43.342	22.459	153	49.078	182	31.805	185	222
6	1:42.473	22.390	152	48.676	180	<b>31.407</b>	186	222	15	1:42.663	22.361	152	48.658	182	31.644	186	222
7	1:43.090	22.607	152	48.649	182	31.834	186	221	16	1:42.833	22.350	153	48.680	181	31.803	183	222
8	1:42.932	22.473	152	48.759	182	31.700	186	222	17	1:42.769	22.380	153	48.525	183	31.864	186	222
9	1:43.064	<b>22.256</b>	153	48.974	182	31.834	184	220	18	<b>1:42.382</b>	22.457	152	<b>48.382</b>	<b>183</b>	31.543	187	222

<b>7 Söderström, SWE</b>									<b>theoretical besttime: 1:41.240</b>								
1	1:58.034	34.701	149	49.954	181	33.379	189	225	10	1:43.938	22.477	152	49.975	179	31.486	188	225
2	1:44.793	23.062	150	49.848	179	31.883	187	225	11	1:41.576	22.118	151	48.225	184	31.233	187	224
3	1:42.580	22.451	152	48.729	184	31.400	189	225	12	1:41.583	22.145	151	48.184	183	31.254	188	225
4	1:41.892	22.214	150	48.271	183	31.407	188	224	13	1:41.643	22.075	150	48.235	183	31.333	186	224
5	1:41.985	22.178	152	48.402	181	31.405	<b>190</b>	225	14	1:41.500	22.182	151	48.092	183	31.226	188	223



# ADAC Formel 4

## Sector List Race 1

Provisional



Hockenheimring, Length: 4574m

Air temperature: 21.32°C

Track temperature: 24.17°C

Weather condition: Dry

**DMSB** Reg. Nr.: 282/17

Saturday, September 23, 2017 11:10:00

Lap	Time	SE1	SP1	SE2	SP2	SE3	SP3	TSP	Lap	Time	SE1	SP1	SE2	SP2	SE3	SP3	TSP
6	1:44.593	22.518	150	50.235	180	31.840	188	219	15	1:41.490	<b>22.041</b>	<b>149</b>	48.213	182	31.236	186	224
7	1:42.212	22.197	151	48.412	183	31.603	187	226	16	1:41.424	22.225	152	<b>48.016</b>	<b>184</b>	<b>31.183</b>	<b>185</b>	225
8	1:41.758	22.159	152	48.233	183	31.366	187	<b>226</b>	17	<b>1:41.326</b>	22.089	153	48.031	184	31.206	186	224
9	1:43.630	22.395	152	48.533	167	32.702	185	225	18	1:41.584	22.164	151	48.084	184	31.336	187	225

### 9 Armstrong, ITA

theoretical besttime: 1:41.146

1	1:55.047	33.223	148	49.573	175	32.251	187	<b>229</b>	10	<b>1:41.270</b>	<b>22.013</b>	<b>150</b>	48.257	183	<b>31.000</b>	<b>187</b>	223
2	1:41.973	22.262	150	48.277	183	31.434	187	225	11	1:41.489	22.108	150	48.224	182	31.157	186	222
3	1:42.115	22.242	150	48.708	182	31.165	185	228	12	1:41.356	22.106	150	48.152	182	31.098	187	223
4	1:42.226	22.167	149	48.842	183	31.217	187	222	13	1:41.557	22.080	150	48.366	182	31.111	188	222
5	1:42.098	22.202	149	48.580	183	31.316	187	223	14	1:41.735	22.180	150	48.317	181	31.238	186	223
6	1:41.692	22.142	150	48.374	183	31.176	186	223	15	1:41.864	22.271	151	48.269	182	31.324	186	223
7	1:41.559	22.146	149	48.393	183	31.020	187	221	16	1:41.553	22.190	149	<b>48.133</b>	<b>184</b>	31.230	186	225
8	1:42.685	22.210	148	49.232	182	31.243	186	222	17	1:41.588	22.188	150	48.217	185	31.183	188	223
9	1:41.645	22.155	149	48.445	183	31.045	186	221	18	1:41.688	22.175	150	48.147	185	31.366	189	223

### 10 Wagner, DEU

theoretical besttime: 1:43.002

1	1:57.848	33.744	145	50.497	179	33.607	<b>186</b>	<b>226</b>	10	1:43.568	22.656	146	49.013	179	31.899	185	219
2	1:45.745	23.035	148	49.611	178	33.099	183	225	11	1:43.597	22.600	148	48.997	181	32.000	184	219
3	1:46.012	24.072	148	50.208	180	31.732	185	224	12	1:43.698	22.706	150	49.031	180	31.961	183	221
4	1:43.241	22.539	147	48.974	181	31.728	184	221	13	1:43.552	22.661	149	48.982	180	31.909	182	221
5	1:43.447	22.596	147	49.156	181	<b>31.695</b>	181	221	14	1:43.299	22.551	148	48.919	179	31.829	185	219
6	1:43.854	22.648	150	49.335	177	31.871	185	221	15	1:43.296	<b>22.469</b>	<b>148</b>	48.930	180	31.897	183	219
7	1:45.412	23.304	135	50.224	179	31.884	183	219	16	<b>1:43.155</b>	22.523	150	<b>48.838</b>	<b>180</b>	31.794	184	220
8	1:43.649	22.950	148	48.921	181	31.778	183	220	17	1:43.727	22.616	148	49.221	181	31.890	183	220
9	1:43.606	22.735	145	49.127	180	31.744	183	220	18	1:43.632	22.694	150	49.118	179	31.820	183	220

### 11 Wishofer, AUT

theoretical besttime: 1:41.504

1	1:54.511	31.757	148	50.874	176	31.880	187	224	10	1:41.691	22.178	149	<b>48.194</b>	<b>182</b>	31.319	187	225
2	1:42.147	22.193	149	48.559	180	31.395	<b>189</b>	<b>227</b>	11	<b>1:41.601</b>	22.100	149	48.259	182	31.242	187	225
3	1:43.102	22.207	150	49.478	180	31.417	188	225	12	1:41.991	22.281	149	48.438	183	31.272	186	223
4	1:42.176	22.197	150	48.509	180	31.470	187	225	13	1:42.210	22.242	150	48.490	182	31.478	185	224
5	1:42.021	22.176	150	48.495	180	31.350	188	225	14	1:42.188	22.384	150	48.485	182	31.319	186	221
6	1:41.807	22.161	148	48.429	181	<b>31.217</b>	186	226	15	1:42.116	22.217	150	48.493	182	31.406	185	223
7	1:41.656	22.113	149	48.310	181	31.233	185	225	16	1:42.962	22.368	150	49.198	180	31.396	184	220
8	1:42.521	22.157	149	49.013	179	31.351	187	227	17	1:43.084	22.240	149	49.486	178	31.358	188	220
9	1:41.839	22.222	<b>151</b>	48.371	181	31.246	187	225	18	1:41.871	<b>22.093</b>	<b>149</b>	48.339	181	31.439	186	225

### 13 Scherer, CHE

theoretical besttime: 1:40.668

1	1:50.465	28.876	152	49.830	180	31.759	188	227	10	1:41.138	22.062	151	47.953	184	31.123	189	229
2	1:41.936	22.399	153	48.277	184	31.260	<b>190</b>	227	11	1:42.152	<b>21.970</b>	<b>153</b>	48.710	179	31.472	188	230
3	1:41.632	22.190	<b>154</b>	48.405	184	31.037	189	<b>230</b>	12	1:41.730	22.319	153	48.017	184	31.394	188	230
4	1:40.970	22.129	152	47.920	184	<b>30.921</b>	189	225	13	1:42.402	22.221	152	48.604	179	31.577	189	229
5	<b>1:40.930</b>	22.039	151	47.848	184	31.043	189	226	14	1:41.815	22.290	152	48.263	183	31.262	188	229
6	1:41.197	22.052	151	<b>47.777</b>	<b>184</b>	31.368	189	228	15	1:41.592	22.326	152	48.036	183	31.230	187	225
7	1:41.231	22.096	152	47.967	184	31.168	189	227	16	1:41.426	22.250	153	47.978	184	31.198	187	225
8	1:41.972	22.019	151	48.712	184	31.241	186	229	17	1:42.235	22.394	153	48.312	183	31.529	186	225
9	1:41.383	22.197	152	47.853	184	31.333	189	227	18	1:41.661	22.272	152	47.912	184	31.477	185	225

### 18 Hanses, DEU

theoretical besttime: 1:41.397

1	1:56.510	32.715	146	50.271	177	33.524	183	228	10	1:45.004	22.782	150	50.555	179	31.667	187	225
2	1:47.142	23.960	148	50.911	175	32.271	186	227	11	1:41.954	22.240	153	48.324	182	31.390	187	226
3	1:43.686	23.160	150	49.225	182	31.301	187	224	12	1:41.905	22.198	151	48.363	182	31.344	187	226
4	1:41.819	22.261	151	48.448	182	<b>31.110</b>	187	224	13	1:41.961	22.363	152	48.389	182	31.209	187	224
5	<b>1:41.506</b>	22.016	151	<b>48.285</b>	182	31.205	186	225	14	1:41.781	22.164	152	48.437	182	31.180	187	224
6	1:43.546	22.141	151	49.489	179	31.916	186	<b>229</b>	15	1:41.598	<b>22.002</b>	<b>150</b>	48.449	183	31.147	187	224
7	1:42.298	22.336	151	48.469	183	31.493	183	225	16	1:41.711	22.082	151	48.306	183	31.323	186	224
8	1:41.744	22.181	151	48.298	<b>183</b>	31.265	<b>188</b>	226	17	1:42.124	22.145	152	48.472	183	31.507	184	225
9	1:42.712	22.288	151	48.374	182	32.050	187	229	18	1:43.111	22.606	152	48.455	183	32.050	182	224



# ADAC Formel 4

## Sector List Race 1

Provisional



Hockenheimring, Length: 4574m

Air temperature: 21.32°C

Track temperature: 24.17°C

Weather condition: Dry

**DMSB** Reg. Nr.: 282/17

Saturday, September 23, 2017 11:10:00

Lap	Time	SE1	SP1	SE2	SP2	SE3	SP3	TSP	Lap	Time	SE1	SP1	SE2	SP2	SE3	SP3	TSP
<b>25</b>	Ghattas, DEU								<b>theoretical besttime: 1:42.869</b>								
1	1:58.571	34.378	147	50.764	174	33.429	186	225	6	1:43.295	22.604	151	49.086	181	<b>31.605</b>	<b>186</b>	221
2	1:45.615	23.303	151	49.615	175	32.697	<b>187</b>	<b>227</b>	7	1:45.025	22.817	147	50.266	177	31.942	184	219
3	1:45.956	23.366	148	50.540	180	32.050	185	222	8	1:43.671	23.060	150	<b>48.890</b>	<b>182</b>	31.721	185	223
4	<b>1:43.261</b>	22.524	151	49.068	<b>182</b>	31.669	186	223	9	1:44.035	22.860	150	48.956	178	32.219	172	223
5	1:44.204	<b>22.374</b>	150	49.877	180	31.953	186	226	10	2:16.071	26.825	133	1:00.470	172	48.776	53	208

<b>27</b>	Nielsen, DNK								<b>theoretical besttime: 1:40.911</b>								
1	1:51.923	31.364	150	49.068	182	31.491	188	221	10	<b>1:41.120</b>	<b>22.073</b>	<b>152</b>	48.125	183	30.922	188	222
2	1:41.825	22.304	<b>154</b>	48.314	183	31.207	187	223	11	1:41.521	22.221	152	48.209	182	31.091	186	221
3	1:41.741	22.214	152	48.439	<b>184</b>	31.088	<b>188</b>	<b>227</b>	12	1:41.610	22.199	152	48.151	183	31.260	187	224
4	1:41.474	22.087	152	48.249	182	31.138	188	225	13	1:41.893	22.361	152	48.207	183	31.325	188	222
5	1:41.374	22.185	152	48.316	182	30.873	188	221	14	1:42.591	22.288	152	48.695	181	31.608	185	225
6	1:41.307	22.186	151	48.224	182	30.897	186	220	15	1:41.832	22.264	152	48.181	183	31.387	187	226
7	1:41.245	22.151	152	48.121	183	30.973	186	221	16	1:41.905	22.298	152	48.305	183	31.302	186	224
8	1:41.366	22.173	152	48.172	183	31.021	188	220	17	1:41.834	22.180	153	48.169	183	31.485	187	226
9	1:41.204	22.125	152	48.215	182	<b>30.864</b>	188	221	18	1:41.959	22.274	152	<b>47.974</b>	<b>183</b>	31.711	185	226

<b>28</b>	Schramm, DEU								<b>theoretical besttime: 1:40.988</b>								
1	1:50.891	30.366	145	49.053	180	31.472	188	219	10	<b>1:41.175</b>	22.154	152	48.018	183	31.003	187	225
2	1:41.957	22.263	152	48.370	183	31.324	<b>189</b>	229	11	1:41.253	22.169	151	48.083	183	31.001	187	223
3	1:43.288	22.090	<b>153</b>	49.866	183	31.332	187	229	12	1:41.371	22.273	151	<b>47.974</b>	<b>183</b>	31.124	187	225
4	1:41.749	22.258	152	48.195	183	31.296	188	224	13	1:41.483	22.206	151	48.013	183	31.264	187	225
5	1:42.030	22.240	152	48.309	182	31.481	187	227	14	1:42.210	22.392	151	48.190	183	31.628	186	224
6	1:41.429	22.251	152	48.021	183	31.157	187	223	15	1:41.898	22.356	152	48.079	183	31.463	186	227
7	1:41.535	<b>22.068</b>	152	48.340	183	31.127	187	223	16	1:41.972	22.358	152	48.071	183	31.543	185	225
8	1:41.283	22.107	152	48.153	183	31.023	186	223	17	1:41.892	22.199	153	48.298	184	31.395	188	<b>229</b>
9	1:41.251	22.139	151	48.166	182	<b>30.946</b>	187	222	18	1:41.812	22.308	153	48.177	183	31.327	189	227

<b>33</b>	Aberdein, DEU								<b>theoretical besttime: 1:41.367</b>								
1	1:57.108	33.535	150	50.031	180	33.542	189	221	7	1:41.951	22.206	152	48.268	183	31.477	187	226
2	1:44.351	23.089	150	49.569	181	31.693	186	223	8	1:41.910	22.148	149	48.397	183	31.365	187	226
3	1:42.681	22.331	151	48.977	183	31.373	186	225	9	1:42.317	22.151	151	48.912	177	31.254	186	227
4	1:41.610	22.174	150	<b>48.119</b>	183	31.317	187	225	10	<b>1:41.504</b>	22.132	150	48.160	181	<b>31.212</b>	<b>186</b>	223
5	1:42.644	22.048	151	49.171	179	31.425	<b>192</b>	<b>228</b>	11	1:41.761	<b>22.036</b>	<b>150</b>	48.495	181	31.230	188	223
6	1:45.185	23.025	150	50.389	180	31.771	187	228	12	2:21.443	23.716	130	1:03.162	132	54.565	38	152

<b>41</b>	Petrov, ITA								<b>theoretical besttime: 1:41.047</b>								
1	1:51.221	30.172	148	49.547	180	31.502	186	220	10	<b>1:41.185</b>	21.992	151	48.189	182	<b>31.004</b>	<b>188</b>	226
2	1:42.172	22.265	151	48.447	183	31.460	188	226	11	1:41.495	<b>21.949</b>	<b>151</b>	48.207	182	31.339	186	226
3	1:41.623	22.179	151	48.369	183	31.075	187	224	12	1:41.590	22.239	151	<b>48.094</b>	<b>183</b>	31.257	188	225
4	1:42.462	22.120	152	49.018	179	31.324	187	223	13	1:41.460	22.021	151	48.106	183	31.333	187	228
5	1:41.684	22.171	151	48.417	182	31.096	188	227	14	1:42.376	22.170	151	48.521	182	31.685	189	229
6	1:41.244	21.993	152	48.238	183	31.013	187	226	15	1:42.005	22.363	152	48.207	182	31.435	188	229
7	1:41.319	21.965	151	48.155	183	31.199	187	225	16	1:41.855	22.155	152	48.348	183	31.352	187	<b>232</b>
8	1:41.248	21.998	151	48.144	<b>183</b>	31.106	188	225	17	1:41.987	22.298	149	48.224	182	31.465	188	225
9	1:41.380	22.029	151	48.219	183	31.132	187	226	18	1:41.778	22.182	153	48.122	183	31.474	188	229

<b>42</b>	Hoogenboom, NLD								<b>theoretical besttime: 1:41.564</b>								
1	1:56.694	33.015	144	50.083	179	33.596	186	<b>225</b>	10	1:41.858	22.069	150	48.530	181	31.259	186	221
2	1:44.055	22.874	142	49.646	180	31.535	186	219	11	1:41.824	22.051	150	48.483	180	31.290	186	221
3	1:42.221	22.109	150	48.872	182	31.240	186	221	12	1:41.892	22.106	150	48.580	181	31.206	187	221
4	1:41.833	22.040	151	48.597	181	31.196	185	220	13	1:42.076	22.117	148	48.685	180	31.274	187	221
5	1:43.462	22.104	149	49.717	179	31.641	<b>187</b>	221	14	1:41.937	22.043	150	48.653	181	31.241	186	221
6	1:44.334	23.032	145	49.994	180	31.308	186	222	15	1:41.944	22.145	148	48.524	180	31.275	185	221
7	1:42.092	22.148	150	48.674	180	31.270	186	220	16	1:42.008	22.120	150	48.631	182	31.257	185	221
8	<b>1:41.696</b>	22.053	150	48.520	<b>183</b>	<b>31.123</b>	185	221	17	1:42.126	22.218	151	48.520	181	31.388	185	220
9	1:41.874	<b>22.019</b>	150	48.625	181	31.230	186	219	18	1:42.292	22.114	150	<b>48.422</b>	<b>181</b>	31.756	184	222





# ADAC Formel 4

## Sector List Race 1

Provisional



Hockenheimring, Length: 4574m

Air temperature: 21.32°C

Track temperature: 24.17°C

Weather condition: Dry

**DMSB** Reg. Nr.: 282/17

Saturday, September 23, 2017 11:10:00

Lap	Time	SE1	SP1	SE2	SP2	SE3	SP3	TSP	Lap	Time	SE1	SP1	SE2	SP2	SE3	SP3	TSP
<b>44</b>	Vips, ITA								<b>theoretical besttime: 1:41.331</b>								
1	1:53.325	32.269	149	49.647	180	31.409	187	<b>223</b>	10	1:41.564	22.165	150	<b>48.315</b>	<b>182</b>	31.084	187	223
2	1:41.913	22.254	<b>151</b>	48.529	182	31.130	187	222	11	1:41.646	22.109	150	48.383	181	31.154	186	221
3	1:41.830	22.155	151	48.455	182	31.220	187	222	12	1:41.707	22.169	151	48.383	180	31.155	186	221
4	1:41.942	22.295	151	48.434	182	31.213	186	222	13	1:41.729	22.113	150	48.473	181	31.143	187	220
5	1:42.109	22.164	149	48.796	179	31.149	<b>188</b>	223	14	1:42.059	22.243	150	48.485	182	31.331	186	221
6	<b>1:41.475</b>	22.143	151	48.345	182	<b>30.987</b>	186	222	15	1:41.889	22.161	150	48.608	181	31.120	186	221
7	1:41.553	22.135	151	48.413	181	31.005	186	220	16	1:41.638	22.121	151	48.337	182	31.180	186	221
8	1:41.495	<b>22.029</b>	151	48.376	<b>183</b>	31.090	186	222	17	1:41.961	22.143	150	48.477	179	31.341	184	220
9	1:41.836	22.226	150	48.534	183	31.076	186	221	18	1:42.137	22.298	150	48.553	181	31.286	186	221

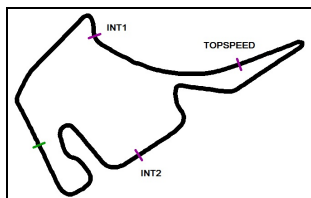
Lap	Time	SE1	SP1	SE2	SP2	SE3	SP3	TSP	Lap	Time	SE1	SP1	SE2	SP2	SE3	SP3	TSP
<b>79</b>	Malukas, LTU								<b>theoretical besttime: 1:41.996</b>								
1	2:05.327	44.191	149	49.226	181	31.910	185	217	10	1:42.556	22.287	151	48.669	182	31.600	187	225
2	1:43.085	22.502	151	48.864	182	31.719	184	219	11	1:43.331	22.448	151	49.320	180	31.563	185	219
3	1:42.856	22.386	151	48.941	180	31.529	185	220	12	1:42.200	22.329	151	48.594	181	<b>31.277</b>	<b>187</b>	221
4	1:42.428	22.284	150	48.673	<b>182</b>	31.471	<b>187</b>	222	13	1:42.134	22.336	151	<b>48.517</b>	<b>182</b>	31.281	186	220
5	1:43.058	22.517	148	49.178	180	31.363	187	225	14	<b>1:42.068</b>	<b>22.202</b>	<b>150</b>	48.561	180	31.305	186	219
6	1:42.594	22.451	151	48.762	180	31.381	186	<b>227</b>	15	1:42.555	22.296	150	48.767	180	31.492	185	222
7	1:42.341	22.299	151	48.633	181	31.409	185	221	16	1:42.794	22.639	151	48.657	181	31.498	183	220
8	1:42.174	22.235	151	48.593	182	31.346	185	220	17	1:43.101	22.524	150	48.921	181	31.656	184	221
9	1:42.643	22.592	151	48.659	182	31.392	186	221	18	1:43.890	22.586	151	49.256	181	32.048	183	220

Lap	Time	SE1	SP1	SE2	SP2	SE3	SP3	TSP	Lap	Time	SE1	SP1	SE2	SP2	SE3	SP3	TSP
<b>80</b>	Estner, DEU								<b>theoretical besttime: 1:41.145</b>								
1	1:56.925	33.352	145	49.987	178	33.586	187	225	10	1:42.459	22.452	152	48.721	181	31.286	186	225
2	1:46.389	23.095	149	50.989	175	32.305	185	221	11	1:41.706	22.133	151	48.357	182	31.216	185	221
3	1:42.653	22.398	151	48.727	183	31.528	186	<b>225</b>	12	<b>1:41.178</b>	22.066	154	<b>48.033</b>	<b>183</b>	<b>31.079</b>	<b>187</b>	223
4	1:41.953	22.329	152	48.319	183	31.305	187	223	13	1:41.380	22.087	152	48.114	182	31.179	186	222
5	1:41.928	22.214	151	48.359	182	31.355	<b>187</b>	225	14	1:41.390	22.093	152	48.146	183	31.151	187	222
6	1:44.931	22.422	152	50.668	174	31.841	186	225	15	1:41.628	<b>22.033</b>	<b>152</b>	48.260	182	31.335	185	223
7	1:42.137	22.228	151	48.443	183	31.466	186	223	16	1:41.409	22.119	152	48.143	184	31.147	186	223
8	1:42.030	22.240	150	48.372	183	31.418	186	224	17	1:41.546	22.146	152	48.144	183	31.256	187	223
9	1:42.828	22.193	151	48.316	183	32.319	184	223	18	1:42.024	22.161	150	48.094	183	31.769	185	224

Lap	Time	SE1	SP1	SE2	SP2	SE3	SP3	TSP	Lap	Time	SE1	SP1	SE2	SP2	SE3	SP3	TSP
<b>81</b>	Waldherr, DEU								<b>theoretical besttime: 1:41.804</b>								
1	1:50.094	29.523	149	48.851	<b>182</b>	31.720	187	222	3	2:04.182	<b>22.117</b>	<b>152</b>	1:10.567	181	31.498	186	223
2	<b>1:41.973</b>	22.286	151	<b>48.351</b>	181	<b>31.336</b>	<b>188</b>	<b>223</b>	4	1:52.525	22.434	152	49.249	181	40.842	53	221

Lap	Time	SE1	SP1	SE2	SP2	SE3	SP3	TSP	Lap	Time	SE1	SP1	SE2	SP2	SE3	SP3	TSP
<b>98</b>	Piro, DEU								<b>theoretical besttime: 1:41.472</b>								
1	1:53.978	32.705	149	49.384	182	31.889	188	227	10	1:41.634	22.131	151	48.190	183	31.313	188	226
2	1:42.001	22.289	150	48.377	183	31.335	188	224	11	1:41.585	22.126	151	48.206	183	31.253	187	224
3	1:41.713	22.184	152	48.280	183	31.249	189	225	12	<b>1:41.579</b>	<b>22.102</b>	<b>152</b>	48.170	183	31.307	188	225
4	1:41.736	22.171	151	48.208	184	31.357	188	225	13	1:41.651	22.127	152	<b>48.143</b>	<b>183</b>	31.381	188	226
5	1:42.185	22.120	151	48.691	183	31.374	<b>189</b>	<b>227</b>	14	1:41.958	22.305	151	48.258	183	31.395	187	226
6	1:41.684	22.220	152	48.213	183	31.251	188	226	15	1:41.967	22.191	151	48.416	183	31.360	187	224
7	1:41.706	22.214	152	48.215	183	31.277	187	223	16	1:41.789	22.173	152	48.173	184	31.443	186	226
8	1:41.587	22.160	151	48.200	<b>184</b>	<b>31.227</b>	188	224	17	1:41.945	22.282	152	48.317	183	31.346	187	225
9	1:41.683	22.145	151	48.289	184	31.249	187	224	18	1:42.035	22.150	151	48.408	184	31.477	188	225

Lap	Time	SE1	SP1	SE2	SP2	SE3	SP3	TSP	Lap	Time	SE1	SP1	SE2	SP2	SE3	SP3	TSP
<b>99</b>	Weerts, BEL								<b>theoretical besttime: 1:41.730</b>								
1	1:57.353	33.877	144	49.908	180	33.568	<b>189</b>	<b>231</b>	7	1:41.995	22.146	151	<b>48.427</b>	<b>182</b>	31.422	186	222
2	1:44.637	23.283	149	49.609	180	31.745	187	226	8	<b>1:41.842</b>	22.149	151	48.438	183	31.255	187	225
3	1:42.855	22.265	151	49.155	181	31.435	185	225	9	1:43.528	22.136	151	49.510	175	31.882	185	223
4	1:41.917	22.136	150	48.559	182	<b>31.222</b>	187	225	10	1:57.764	25.753	145	52.041	173	39.970	57	218
5	1:42.224	<b>22.081</b>	149	48.723	182	31.420	187	222	11	3:00.227	1:14.713	132	58.733	167	46.781	56	184
6	1:44.190	22.584	147	50.078	177	31.528	187	220									



# ADAC Formel 4

## Top speed list Race 1

Provisional

**DMSB** Reg. Nr.: 282/17

Saturday, September 23, 2017 11:10:00



Hockenheimring, Length: 4574m

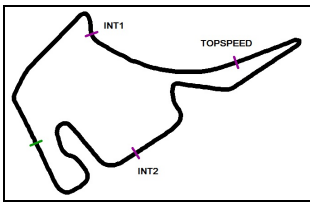
Air temperature: 21.32°C

Track temperature: 24.17°C

Weather condition: Dry

#	Name (NAT)	Team	Car name	Speed	Lap	Race time
41	Artem Petrov (ITA)	Van Amersfoort Racing (NLD)	ADAC Formel 4 powered by Abarth	232.75	16	26:10.685
99	Charles Weerts (BEL)	Motopark (DEU)	ADAC Formel 4 powered by Abarth	231.75	1	48.177
13	Fabio Scherer (CHE)	US Racing (DEU)	ADAC Formel 4 powered by Abarth	230.76	3	4:08.675
9	Marcus Armstrong (ITA)	Prema Powerteam SRL (ITA)	ADAC Formel 4 powered by Abarth	229.78	1	47.407
18	Julian Hanses (DEU)	US Racing (DEU)	ADAC Formel 4 powered by Abarth	229.78	6	9:27.012
28	Kim Luis Schramm (DEU)	US Racing (DEU)	ADAC Formel 4 powered by Abarth	229.78	17	27:53.163
33	Jonathan Aberdein (DEU)	Motopark (DEU)	ADAC Formel 4 powered by Abarth	228.81	5	7:42.019
6	Tom Beckhäuser (CZE)	ADAC Berlin-Brandenburg e.V. (DEU)	ADAC Formel 4 powered by Abarth	228.32	1	48.446
11	Mick Wishofer (AUT)	Lechner Racing (AUT)	ADAC Formel 4 powered by Abarth	227.84	2	2:30.997
27	Nicklas Nielsen (DNK)	US Racing (DEU)	ADAC Formel 4 powered by Abarth	227.84	3	4:10.160
98	Cedric Piro (DEU)	Team Piro Sports Interdental (DEU)	ADAC Formel 4 powered by Abarth	227.84	5	7:35.787
3	Louis Gachot (GBR)	Van Amersfoort Racing (NLD)	ADAC Formel 4 powered by Abarth	227.84	16	26:20.597
25	Dou Reid Ghattas (DEU)	Team Piro Sports Interdental (DEU)	ADAC Formel 4 powered by Abarth	227.36	2	2:36.267
79	David Malukas (LTU)	Motopark (DEU)	ADAC Formel 4 powered by Abarth	227.36	6	9:33.452
10	Richard Wagner (DEU)	Lechner Racing (AUT)	ADAC Formel 4 powered by Abarth	226.89	1	48.093
7	Oliver Söderström (SWE)	ADAC Berlin-Brandenburg e.V. (DEU)	ADAC Formel 4 powered by Abarth	226.89	8	12:52.463
5	Lirim Zendeli (DEU)	ADAC Berlin-Brandenburg e.V. (DEU)	ADAC Formel 4 powered by Abarth	226.89	10	15:54.050
2	Frederik Vesti (DNK)	Van Amersfoort Racing (NLD)	ADAC Formel 4 powered by Abarth	225.94	1	42.928
80	Andreas Estner (DEU)	Neuhauser Racing Team (AUT)	ADAC Formel 4 powered by Abarth	225.94	3	4:20.042
42	Leonard Hoogenboom (NLD)	Motopark (DEU)	ADAC Formel 4 powered by Abarth	225.46	1	47.587
1	Felipe Drugovich (ITA)	Van Amersfoort Racing (NLD)	ADAC Formel 4 powered by Abarth	225.46	12	19:15.408
44	Juri Vips (ITA)	Prema Powerteam SRL (ITA)	ADAC Formel 4 powered by Abarth	223.60	1	46.683
81	Michael Waldherr (DEU)	Neuhauser Racing Team (AUT)	ADAC Formel 4 powered by Abarth	223.60	2	2:26.712





Hockenheimring, Length: 4574m  
Air temperature: 21.32°C  
Track temperature: 24.17°C  
Weather condition: Dry

# ADAC Formel 4

## Pit Stops Race 1

Provisional

**DMSB** Reg. Nr.: 282/17

Saturday, September 23, 2017 11:10:00



Nr	Driver in	Day time in	Time in	Driver out	Day time out	Time out	Nett Time
81	Michael Waldherr	11:19:31.791	7:24.908				
99	Charles Weerts	11:29:41.489	17:34.606	Charles Weerts	11:30:37.180	18:30.297	55.691
25	Doueid Ghattas	11:30:12.813	18:05.930				
99	Charles Weerts	11:32:41.847	20:34.964				
33	Jonathan Aberdein	11:33:26.075	21:19.192				