



ADAC Formel 4

Result List Qualifying

Provisional



Hockenheimring, Length: 4574m

Air temperature: 20.18°C

Track temperature: 14.51°C

Weather condition: Dry

DMSB Reg. Nr.: 282/17

Friday, September 22, 2017 17:55:00

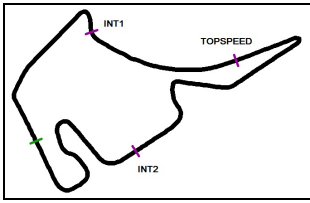
started : 24 classified : 24 not classified : 0

Nr.	Drivers	Team	Lap	Best Time	Gap	Diff	Kph	Day Time
Cl.	Car	Competitor						
1	5 L.Zendeli(DEU) ADAC Formel 4 powered by Abarth	(T) ADAC Berlin-Brandenburg e.V.(DEU) ADAC Berlin-Brandenburg e.V.	11	1:40.556			163.7	18:26:41
2	1 F.Drugovich(ITA) ADAC Formel 4 powered by Abarth	(T) Van Amersfoort Racing(NLD) Van Amersfoort Racing	11	1:40.613	0.057	0.057	163.6	18:21:36
3	33 J.Aberdein(DEU) ADAC Formel 4 powered by Abarth	(T) Motopark(DEU) Motopark	13	1:40.645	0.089	0.032	163.6	18:23:18
4	2 F.Vesti(DNK) ADAC Formel 4 powered by Abarth	(T) Van Amersfoort Racing(NLD) Van Amersfoort Racing	15	1:40.710	0.154	0.065	163.5	18:24:43
5	27 N.Nielsen(DNK) ADAC Formel 4 powered by Abarth	(T) US Racing(DEU) US Racing	11	1:40.794	0.238	0.084	163.3	18:26:55
6	28 K.Schramm(DEU) ADAC Formel 4 powered by Abarth	US Racing(DEU) US Racing	10	1:40.861	0.305	0.067	163.2	18:25:50
7	13 F.Scherer(CHE) ADAC Formel 4 powered by Abarth	(T) US Racing(DEU) US Racing	12	1:40.906	0.350	0.045	163.1	18:29:13
8	81 M.Waldherr(DEU) ADAC Formel 4 powered by Abarth	(T) Neuhauser Racing Team(AUT) Neuhauser Racing Team	15	1:41.007	0.451	0.101	163.0	18:27:56
9	41 A.Petrov(ITA) ADAC Formel 4 powered by Abarth	Van Amersfoort Racing(NLD) Van Amersfoort Racing	15	1:41.051	0.495	0.044	162.9	18:25:35
10	4 S.Flörsch(DEU) ADAC Formel 4 powered by Abarth	ADAC Berlin-Brandenburg e.V.(DEU) ADAC Berlin-Brandenburg e.V.	8	1:41.067	0.511	0.016	162.9	18:22:57
11	18 J.Hanses(DEU) ADAC Formel 4 powered by Abarth	US Racing(DEU) US Racing	10	1:41.088	0.532	0.021	162.8	18:24:07
12	3 L.Gachot(GBR) ADAC Formel 4 powered by Abarth	Van Amersfoort Racing(NLD) Van Amersfoort Racing	13	1:41.112	0.556	0.024	162.8	18:23:55
13	80 A.Estner(DEU) ADAC Formel 4 powered by Abarth	(T) Neuhauser Racing Team(AUT) Neuhauser Racing Team	12	1:41.129	0.573	0.017	162.8	18:22:08
14	44 J.Vips(ITA) ADAC Formel 4 powered by Abarth	(T) Prema Powerteam SRL(ITA) Prema Powerteam SRL	15	1:41.192	0.636	0.063	162.7	18:28:03
15	79 D.Malukas(LTU) ADAC Formel 4 powered by Abarth	(T) Motopark(DEU) Motopark	14	1:41.207	0.651	0.015	162.7	18:23:23
16	98 C.Piro(DEU) ADAC Formel 4 powered by Abarth	(T) Team Piro Sports Interdental(DEU) Team Piro Sports Interdental	14	1:41.245	0.689	0.038	162.6	18:23:03
17	99 C.Weerts(BEL) R ADAC Formel 4 powered by Abarth	Motopark(DEU) Motopark	13	1:41.331	0.775	0.086	162.5	18:24:45
18	42 L.Hoogenboom(NLD) ADAC Formel 4 powered by Abarth	Motopark(DEU) Motopark	12	1:41.373	0.817	0.042	162.4	18:19:25
19	11 M.Wishofer(AUT) R ADAC Formel 4 powered by Abarth	(T) Lechner Racing(AUT) Lechner Racing	9	1:41.525	0.969	0.152	162.1	18:18:46
20	7 O.Söderström(SWE) ADAC Formel 4 powered by Abarth	(T) ADAC Berlin-Brandenburg e.V.(DEU) ADAC Berlin-Brandenburg e.V.	6	1:41.640	1.084	0.115	162.0	18:18:54
21	9 M.Armstrong(ITA) ADAC Formel 4 powered by Abarth	(T) Prema Powerteam SRL(ITA) Prema Powerteam SRL	3	1:42.369	1.813	0.729	160.8	18:01:10
22	6 T.Beckhäuser(CZE) R ADAC Formel 4 powered by Abarth	ADAC Berlin-Brandenburg e.V.(DEU) ADAC Berlin-Brandenburg e.V.	14	1:42.532	1.976	0.163	160.5	18:23:42
23	25 D.Ghaffas(DEU) R ADAC Formel 4 powered by Abarth	(T) Team Piro Sports Interdental(DEU) Team Piro Sports Interdental	10	1:42.892	2.336	0.360	160.0	18:17:06
24	10 R.Wagner(DEU) R ADAC Formel 4 powered by Abarth	(T) Lechner Racing(AUT) Lechner Racing	11	1:42.924	2.368	0.032	159.9	18:21:58

Classification limit: 110% Time: 1:50.611

Following race director decision cancellation of the relevant lap time for car no. 25, 99, 3, 10, 5, 79, 6

T = nominated for the team classification



Hockenheimring, Length: 4574m
Air temperature: 20.18°C
Track temperature: 14.51°C
Weather condition: Dry

ADAC Formel 4

Result List Qualifying

Provisional

DMSB Reg. Nr.: 282/17

Friday, September 22, 2017 17:55:00



started : 24 classified : 24 not classified : 0

Nr. Drivers	Team	Lap	Best Time	Gap	Diff	Kph	Day Time
Cl. Car	Competitor						

Subject to final scrutineering!

Publication time:	Clerk of the Course: Hans Erdel	Timekeeper: Steffen Ruhl
-------------------	---------------------------------	--------------------------



ADAC Formel 4

Result List Qualifying 2nd best



Provisional

DMSB Reg. Nr.: 282/17



Hockenheimring, Length: 4574m

Air temperature: 20.18°C

Track temperature: 14.45°C

Weather condition: Dry

Friday, September 22, 2017 17:55:00

started : 24 classified : 23 not classified : 1

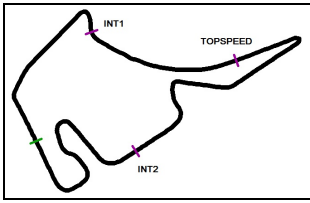
Nr.	Drivers	Team	Lap	Best Time	Gap	Diff	Kph	Day Time
Cl.	Car	Competitor						
1	5 L.Zendeli(DEU) ADAC Formel 4 powered by Abarth	(T) ADAC Berlin-Brandenburg e.V.(DEU) ADAC Berlin-Brandenburg e.V.	9	1:40.620			163.6	18:23:20
2	1 F.Drugovich(ITA) ADAC Formel 4 powered by Abarth	(T) Van Amersfoort Racing(NLD) Van Amersfoort Racing	12	1:40.646	0.026	0.026	163.6	18:23:17
3	33 J.Aberdein(DEU) ADAC Formel 4 powered by Abarth	(T) Motopark(DEU) Motopark	14	1:40.682	0.062	0.036	163.5	18:24:59
4	27 N.Nielsen(DNK) ADAC Formel 4 powered by Abarth	(T) US Racing(DEU) US Racing	10	1:40.906	0.286	0.224	163.1	18:25:15
5	2 F.Vesti(DNK) ADAC Formel 4 powered by Abarth	(T) Van Amersfoort Racing(NLD) Van Amersfoort Racing	16	1:40.925	0.305	0.019	163.1	18:26:24
6	28 K.Schramm(DEU) ADAC Formel 4 powered by Abarth	US Racing(DEU) US Racing	11	1:40.940	0.320	0.015	163.1	18:27:31
7	81 M.Waldherr(DEU) ADAC Formel 4 powered by Abarth	(T) Neuhauser Racing Team(AUT) Neuhauser Racing Team	13	1:41.056	0.436	0.116	162.9	18:24:34
8	41 A.Petrov(ITA) ADAC Formel 4 powered by Abarth	Van Amersfoort Racing(NLD) Van Amersfoort Racing	17	1:41.078	0.458	0.022	162.9	18:28:59
9	13 F.Scherer(CHE) ADAC Formel 4 powered by Abarth	(T) US Racing(DEU) US Racing	10	1:41.084	0.464	0.006	162.8	18:25:49
10	18 J.Hanses(DEU) ADAC Formel 4 powered by Abarth	US Racing(DEU) US Racing	13	1:41.104	0.484	0.020	162.8	18:29:10
11	3 L.Gachot(GBR) ADAC Formel 4 powered by Abarth	Van Amersfoort Racing(NLD) Van Amersfoort Racing	10	1:41.129	0.509	0.025	162.8	18:18:51
12	4 S.Flörsch(DEU) ADAC Formel 4 powered by Abarth	ADAC Berlin-Brandenburg e.V.(DEU) ADAC Berlin-Brandenburg e.V.	9	1:41.155	0.535	0.026	162.7	18:24:39
13	80 A.Estner(DEU) ADAC Formel 4 powered by Abarth	(T) Neuhauser Racing Team(AUT) Neuhauser Racing Team	13	1:41.187	0.567	0.032	162.7	18:23:49
14	44 J.Vips(ITA) ADAC Formel 4 powered by Abarth	(T) Prema Powerteam SRL(ITA) Prema Powerteam SRL	11	1:41.246	0.626	0.059	162.6	18:21:18
15	98 C.Piro(DEU) ADAC Formel 4 powered by Abarth	(T) Team Piro Sports Interdental(DEU) Team Piro Sports Interdental	16	1:41.290	0.670	0.044	162.5	18:26:26
16	99 C.Weerts(BEL) R ADAC Formel 4 powered by Abarth	Motopark(DEU) Motopark	12	1:41.405	0.785	0.115	162.3	18:21:23
17	42 L.Hoogenboom(NLD) ADAC Formel 4 powered by Abarth	Motopark(DEU) Motopark	14	1:41.423	0.803	0.018	162.3	18:22:48
18	79 D.Malukas(LTU) ADAC Formel 4 powered by Abarth	(T) Motopark(DEU) Motopark	15	1:41.515	0.895	0.092	162.2	18:26:46
19	7 O.Söderström(SWE) ADAC Formel 4 powered by Abarth	(T) ADAC Berlin-Brandenburg e.V.(DEU) ADAC Berlin-Brandenburg e.V.	9	1:41.694	1.074	0.179	161.9	18:23:59
20	11 M.Wishofer(AUT) R ADAC Formel 4 powered by Abarth	(T) Lechner Racing(AUT) Lechner Racing	7	1:41.815	1.195	0.121	161.7	18:15:15
21	6 T.Beckhäuser(CZE) R ADAC Formel 4 powered by Abarth	ADAC Berlin-Brandenburg e.V.(DEU) ADAC Berlin-Brandenburg e.V.	13	1:42.537	1.917	0.722	160.5	18:21:59
22	25 D.Ghattas(DEU) R ADAC Formel 4 powered by Abarth	(T) Team Piro Sports Interdental(DEU) Team Piro Sports Interdental	11	1:42.935	2.315	0.398	159.9	18:18:49
23	10 R.Wagner(DEU) R ADAC Formel 4 powered by Abarth	(T) Lechner Racing(AUT) Lechner Racing	7	1:42.982	2.362	0.047	159.8	18:13:17

Not classified

9	M.Armstrong(ITA) ADAC Formel 4 powered by Abarth	(T) Prema Powerteam SRL(ITA) Prema Powerteam SRL	2	1:59.193	18.573	16.211	138.1	17:59:28
---	---	---	---	----------	--------	--------	-------	----------

Classification limit: 110% Time: 1:50.682

T = nominated for the team classification



Hockenheimring, Length: 4574m
 Air temperature: 20.18°C
 Track temperature: 14.45°C
 Weather condition: Dry

ADAC Formel 4

Result List Qualifying 2nd best

Provisional

DMSB Reg. Nr.: 282/17

Friday, September 22, 2017 17:55:00



started : 24 classified : 23 not classified : 1

Nr. Drivers	Team	Lap	Best Time	Gap	Diff	Kph	Day Time
Cl. Car	Competitor						

Subject to final scrutineering!

Publication time:	Clerk of the Course: Hans Erdel	Timekeeper: Steffen Ruhl
-------------------	---------------------------------	--------------------------





ADAC Formel 4

Sector List Qualifying

Provisional



Hockenheimring, Length: 4574m

Air temperature: 20.16°C

Track temperature: 14.57°C

Weather condition: Dry

DMSB Reg. Nr.: 282/17

Friday, September 22, 2017 17:55:00

Lap	Time	SE1	SP1	SE2	SP2	SE3	SP3	TSP	Lap	Time	SE1	SP1	SE2	SP2	SE3	SP3	TSP
1 Drugovich, ITA									theoretical besttime: 1:40.536								
1	2:08.315	46.287	148	50.020	180	32.008	186	213	9	1:41.058	22.042	151	48.035	183	30.981	189	222
2	1:42.840	22.703	152	48.799	182	31.338	189	225	10	1:40.731	21.908	151	47.965	183	30.858	190	223
3	1:41.374	22.024	151	48.274	183	31.076	189	223	11	1:40.613	21.860	151	47.931	183	30.822	190	223
4	1:41.222	22.043	149	48.128	183	31.051	188	224	12	1:40.646	21.926	151	47.854	183	30.866	190	223
5	1:40.977	21.907	150	48.136	183	30.934	188	224	13	1:45.344	21.911	149	51.276	160	32.157	190	223
6	2:23.274	21.902	152	47.917	184	1:13.455	55	226	14	1:40.766	21.937	151	47.857	185	30.972	190	225
7	8:33.086	7:06.264	119	54.469	176	32.353	186	179	15	1:40.821	21.968	152	47.896	183	30.957	189	224
8	1:42.279	22.460	153	48.770	182	31.049	189	219									

Lap	Time	SE1	SP1	SE2	SP2	SE3	SP3	TSP	Lap	Time	SE1	SP1	SE2	SP2	SE3	SP3	TSP
2 Vesti, DNK									theoretical besttime: 1:40.676								
1	2:02.365	35.305	146	55.058	178	32.002	187	192	10	1:41.269	21.995	149	48.229	182	31.045	188	220
2	1:42.707	22.437	151	48.780	181	31.490	187	220	11	1:48.964	22.712	140	49.138	182	37.114	54	220
3	1:42.004	22.225	150	48.530	181	31.249	188	221	12	3:24.015	1:48.847	148	1:01.483	92	33.685	188	143
4	1:42.772	22.156	152	48.383	171	32.233	188	225	13	1:41.966	22.236	152	48.492	182	31.238	188	223
5	1:41.510	22.182	152	48.200	182	31.128	188	222	14	1:41.011	21.963	151	48.061	183	30.987	189	222
6	1:41.343	22.056	152	48.169	182	31.118	188	223	15	1:40.710	21.876	151	47.965	183	30.869	189	223
7	2:05.925	26.286	146	52.030	165	47.609	42	216	16	1:40.925	22.007	152	47.931	182	30.987	187	223
8	3:24.456	1:56.258	151	56.728	180	31.470	187	210	17		22.058	151	48.217	183			222
9	1:41.481	22.157	151	48.204	182	31.120	189	222									

Lap	Time	SE1	SP1	SE2	SP2	SE3	SP3	TSP	Lap	Time	SE1	SP1	SE2	SP2	SE3	SP3	TSP
3 Gachot, GBR									theoretical besttime: 1:40.999								
1	2:03.782	41.437	150	50.421	174	31.924	187	211	9	1:41.642	22.157	152	48.241	183	31.244	189	223
2	1:43.154	22.706	152	48.747	182	31.701	188	222	10	1:41.129	21.979	152	48.131	183	31.019	189	223
3	1:42.464	22.349	151	48.743	182	31.372	187	221	11	1:41.293	22.066	153	48.139	183	31.088	188	223
3	1:41.992	22.224	151	48.490	182	31.278	188	221	12	1:41.238	21.952	152	48.191	183	31.095	189	225
4	1:41.705	22.152	151	48.428	182	31.125	187	223	13	1:41.112	21.861	152	48.119	183	31.132	188	225
5	1:41.993	22.083	148	48.458	183	31.452	187	222	14	1:41.271	22.095	151	48.136	182	31.040	188	224
6	2:05.714	24.808	150	51.939	174	48.967	40	218	15	1:41.260	22.028	152	48.135	182	31.097	188	225
7	6:02.104	4:25.287	144	56.881	176	39.936	186	159	16	1:41.442	21.926	151	48.364	182	31.152	188	224
8	1:45.101	22.670	151	51.048	182	31.383	189	222									

Lap	Time	SE1	SP1	SE2	SP2	SE3	SP3	TSP	Lap	Time	SE1	SP1	SE2	SP2	SE3	SP3	TSP
4 Flörsch, DEU									theoretical besttime: 1:41.031								
1	2:16.675	41.076	138	54.887	152	40.712	55	172	7	1:41.242	22.091	152	48.192	182	30.959	188	222
2	3:48.137	2:20.034	139	54.232	158	33.871	182	191	8	1:41.067	21.993	153	48.160	183	30.914	187	225
3	1:52.359	24.060	136	50.840	178	37.459	56	216	9	1:41.155	22.088	153	48.124	183	30.943	188	221
4	13:14.463	11:46.856	143	56.060	177	31.547	188	172	10	1:41.560	22.153	152	48.126	182	31.281	189	222
5	1:41.729	22.252	153	48.471	183	31.006	188	221	11	1:41.213	22.105	152	48.128	183	30.980	187	222
6	1:41.527	22.085	153	48.400	178	31.042	188	222									

Lap	Time	SE1	SP1	SE2	SP2	SE3	SP3	TSP	Lap	Time	SE1	SP1	SE2	SP2	SE3	SP3	TSP
5 Zendeli, DEU									theoretical besttime: 1:40.474								
1	5:58.803	4:24.015	138	57.713	130	37.075	186	213	8	1:41.423	22.486	152	47.945	183	30.992	191	225
2	1:47.381	22.847	152	49.416	120	35.118	186	216	9	1:41.483	22.741	153	47.814	184	30.928	189	223
3	1:41.680	22.234	154	48.058	183	31.388	188	223	9	1:40.620	21.997	153	47.692	183	30.931	190	224
4	1:56.650	22.982	130	49.746	183	43.922	56	220	10	1:40.847	21.938	152	48.000	184	30.909	190	225
5	8:27.638	6:55.290	126	56.878	178	35.470	180	163	11	1:40.556	21.938	153	47.774	184	30.844	190	224
6	1:43.238	22.801	153	48.953	182	31.484	188	212	12		24.150	151	48.114	184			225
7	1:40.848	21.954	154	47.816	184	31.078	191	226									

Lap	Time	SE1	SP1	SE2	SP2	SE3	SP3	TSP	Lap	Time	SE1	SP1	SE2	SP2	SE3	SP3	TSP
6 Beckhäuser, CZE									theoretical besttime: 1:42.317								
1	2:22.612	57.953	137	51.379	173	33.280	181	213	10	1:42.964	22.575	152	48.830	181	31.559	186	220
2	1:45.909	23.289	152	50.217	175	32.403	185	203	11	1:42.686	22.351	152	48.796	181	31.539	187	221
3	1:44.824	23.210	152	49.156	179	32.458	186	220	12	1:42.620	22.373	152	48.512	182	31.735	187	222
4	1:48.927	22.627	151	49.826	147	36.474	180	223	13	1:42.537	22.490	153	48.593	182	31.454	188	221
5	1:49.219	23.801	151	53.330	180	32.088	185	184	14	1:42.532	22.379	152	48.600	182	31.553	189	222
6	1:58.209	22.885	152	48.699	182	46.625	50	221	15	1:43.148	22.934	151	48.699	182	31.515	186	221
7	5:10.782	3:47.299	144	50.622	175	32.861	184	216	16	1:42.932	22.618	150	48.707	184	31.607	186	220
8	1:44.549	23.262	151	49.036	181	32.251	186	220	16	1:43.049	22.627	152	48.721	182	31.701	186	220
9	1:43.394	22.745	153	48.770	181	31.879	186	220									



ADAC Formel 4

Sector List Qualifying

Provisional



Hockenheimring, Length: 4574m

Air temperature: 20.16°C

Track temperature: 14.57°C

Weather condition: Dry

DMSB Reg. Nr.: 282/17

Friday, September 22, 2017 17:55:00

Lap	Time	SE1	SP1	SE2	SP2	SE3	SP3	TSP	Lap	Time	SE1	SP1	SE2	SP2	SE3	SP3	TSP
7 Söderström, SWE									theoretical besttime: 1:41.499								
1	2:27.075	50.965	143	52.552	143	43.558	48	196	7	1:42.092	22.181	152	48.184	183	31.727	188	222
2	4:09.311	2:45.579	143	50.950	177	32.782	182	209	8	1:41.785	22.171	150	48.298	183	31.316	187	225
3	1:58.728	25.029	151	51.605	151	42.094	51	210	9	1:41.694	22.257	151	48.293	182	31.144	187	220
4	11:44.025	10:21.345	149	50.977	179	31.703	186	209	10	1:43.690	22.281	152	48.733	180	32.676	187	221
5	1:52.892	28.881	115	52.319	182	31.692	187	210	11	1:56.940	22.557	151	48.410	183	45.973	36	221
6	1:41.640	22.231	151	48.201	183	31.208	188	222									

9 Armstrong, ITA									theoretical besttime: 1:41.839								
1	2:28.491	1:03.335	135	51.947	173	33.209	184	215	5	3:55.851	2:20.328	146	49.832	181	45.691	48	217
2	1:59.193	23.362	143	1:04.118	175	31.713	187	167	6	5:09.901	3:46.724	148	51.211	171	31.966	186	219
3	1:42.369	22.298	149	48.855	182	31.216	187	221	7	1:47.382	22.262	150	48.600	181	36.520	56	220
4	1:48.554	22.144	150	48.479	181	37.931	55	221	8	13:12.596							

10 Wagner, DEU									theoretical besttime: 1:42.751								
1	5:51.911	4:24.612	140	53.741	175	33.558	181	211	8	1:47.693	22.812	147	50.702	180	34.179	186	188
2	1:45.536	23.170	145	50.112	179	32.254	184	219	9	1:43.147	22.501	148	48.824	181	31.822	185	219
3	1:43.494	22.799	148	48.981	180	31.714	186	220	10	1:44.432	22.515	149	49.225	180	32.692	186	219
4	1:52.341	22.724	146	48.941	180	40.676	54	219	11	1:42.924	22.453	149	48.909	181	31.562	186	219
5	3:37.008	2:13.432	147	50.026	177	33.550	184	210	12	1:43.675	22.494	148	48.793	180	32.388	176	219
6	1:43.214	22.646	147	48.777	180	31.791	185	219	13	1:50.657	27.058	142	50.282	153	33.317	186	215
7	1:42.982	22.570	147	48.736	181	31.676	186	220	14	1:43.374	22.765	148	48.823	181	31.786	186	220
8	1:43.097	22.443	149	48.855	181	31.799	185	219	15	1:50.291	22.505	144	52.385	172	35.401	183	219

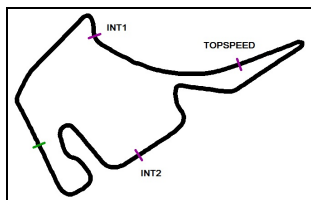
11 Wishofer, AUT									theoretical besttime: 1:41.346								
1	7:41.496	6:17.692	145	51.197	169	32.607	179	200	8	1:50.099	25.626	147	53.157	180	31.316	188	173
2	1:43.423	22.715	150	49.245	180	31.463	185	214	9	1:41.525	22.129	150	48.142	183	31.254	188	223
3	2:02.472	23.546	107	53.716	156	45.210	54	206	10	1:41.822	22.226	151	48.308	182	31.288	188	223
4	3:39.941	2:18.808	148	49.709	178	31.424	185	209	11	1:46.326	23.471	109	51.575	182	31.280	186	196
5	1:42.644	22.613	150	48.852	181	31.179	187	215	12	1:50.085	22.188	150	48.188	182	39.709	41	224
6	1:42.552	22.048	151	49.348	180	31.156	188	220	13	5:43.629							
7	1:41.815	22.136	150	48.495	181	31.184	187	220									

13 Scherer, CHE									theoretical besttime: 1:40.812								
1	1:52.280	29.623	146	50.547	177	32.110	187	206	7	14:51.885	13:17.279	134	57.613	154	36.993	184	155
2	1:50.312	26.122	126	51.690	181	32.500	187	196	8	1:46.673	22.966	151	48.795	165	34.912	188	220
3	1:41.964	22.253	152	48.446	183	31.265	188	223	9	1:43.938	22.088	152	48.129	183	33.721	188	224
4	1:41.091	22.040	153	48.010	184	31.041	188	225	10	1:41.084	21.961	151	47.990	184	31.133	190	225
5	1:42.079	21.979	151	48.762	183	31.338	187	225	11	1:43.082	22.304	134	49.585	183	31.193	189	221
6	1:57.546	23.848	138	51.352	182	42.346	51	204	12	1:40.906	22.055	152	47.844	184	31.007	189	226

18 Hanses, DEU									theoretical besttime: 1:40.993								
1	2:06.921	39.160	147	54.292	162	33.469	177	189	8	1:41.857	22.138	153	48.544	182	31.175	187	222
2	1:45.888	23.718	151	49.841	182	32.329	187	220	9	1:41.387	22.110	153	48.398	183	30.879	189	223
3	1:42.547	22.266	151	48.687	182	31.594	187	223	10	1:41.088	21.924	151	48.364	182	30.800	188	223
4	1:41.673	22.099	152	48.544	182	31.030	187	222	11	1:41.178	21.944	151				187	222
5	1:41.479	22.058	151	48.390	183	31.031	186	222	12	1:41.127	21.913	152	48.375	182	30.839	187	222
6	1:50.845	22.172	151	48.865	182	39.808	55	223	13	1:41.104	21.829	151	48.368	183	30.907	188	221
7	13:12.704	11:47.085	142	53.317	169	32.302	187	193									

25 Ghattas, DEU									theoretical besttime: 1:42.757								
1	2:11.116	46.987	148	50.988	171	33.141	181	214	9	1:43.076	22.511	151	49.077	180	31.488	187	219
2	1:47.682	24.237	150	51.124	179	32.324	185	206	10	1:42.892	22.471	150	48.886	180	31.535	187	220
3	1:43.779	22.604	151	49.306	180	31.869	184	220	11	1:42.935	22.490	151	48.832	180	31.613	188	219
4	1:43.167	22.539	152	49.066	181	31.562	185	219	12	1:45.763	23.282	153	49.770	180	32.711	186	204
5	1:43.380	22.592	151	49.234	181	31.554	184	219	13	1:43.467	22.481	151	49.371	180	31.615	187	219
6	1:53.734	22.437	150	49.891	178	41.406	55	219	14	1:43.309	22.766	152	48.934	184	31.643	185	219
7	4:09.219	2:47.548	150	49.974	179	31.697	185	212	14	1:43.044	22.579	150	48.974	181	31.491	186	219
8	1:43.452	22.698	152	49.244	180	31.510	186	218	15	2:01.810	22.549	150	54.665	113	44.596	147	219
8	1:44.521	22.534	152	49.119	181	32.868	185	218									





ADAC Formel 4

Sector List Qualifying

Provisional



Hockenheimring, Length: 4574m

Air temperature: 20.16°C

Track temperature: 14.57°C

Weather condition: Dry

DMSB Reg. Nr.: 282/17

Friday, September 22, 2017 17:55:00

Lap	Time	SE1	SP1	SE2	SP2	SE3	SP3	TSP	Lap	Time	SE1	SP1	SE2	SP2	SE3	SP3	TSP
-----	------	-----	-----	-----	-----	-----	-----	-----	-----	------	-----	-----	-----	-----	-----	-----	-----

27 Nielsen, DNK

theoretical besttime: 1:40.767

1	1:55.141	31.672	150	51.139	176	32.330	182	203	7	14:37.811	13:15.444	148	50.261	175	32.106	183	214
2	1:44.743	23.451	138	49.672	180	31.620	188	213	8	1:42.965	22.647	152	49.166	178	31.152	187	215
3	1:41.850	22.292	152	48.483	183	31.075	188	222	9	1:41.170	22.123	152	48.203	182	30.844	188	219
4	1:41.373	22.169	152	48.269	183	30.935	188	222	10	1:40.906	22.045	153	48.060	182	30.801	188	221
5	1:41.209	22.067	151	48.172	182	30.970	187	221	11	1:40.794	21.979	152	47.995	182	30.820	187	221
6	1:47.234	22.234	152	48.322	181	36.678	56	222	12	1:40.985	21.971	153	48.184	182	30.830	188	220

28 Schramm, DEU

theoretical besttime: 1:40.784

1	1:54.013	30.379	148	51.347	179	32.287	186	211	7	15:05.129	13:41.251	122	51.458	148	32.420	187	217
2	1:44.631	23.349	151	49.524	174	31.758	187	219	8	1:47.076	22.611	153	48.998	168	35.467	188	221
3	1:41.835	22.325	154	48.447	183	31.063	187	220	9	1:41.271	22.256	153	48.067	183	30.948	189	222
4	1:41.385	22.205	153	48.273	183	30.907	187	221	10	1:40.861	22.003	153	47.942	183	30.916	189	224
5	1:41.506	22.095	153	48.441	182	30.970	187	221	11	1:40.940	21.960	152	48.098	183	30.882	188	223
6	1:51.930	22.115	153	48.764	171	41.051	56	221	12		22.055	151	48.061	183			222

33 Aberdein, DEU

theoretical besttime: 1:40.578

1	2:38.841	1:12.144	149	53.381	163	33.316	169	175	9	1:46.680	23.172	142	51.789	161	31.719	189	196
2	1:45.811	23.538	151	50.461	167	31.812	187	194	10	1:41.274	22.154	152	48.143	182	30.977	189	223
3	1:41.572	22.147	151	48.373	182	31.052	188	220	11	1:40.904	21.817	151	48.107	183	30.980	190	223
4	1:41.675	22.238	151	48.321	182	31.116	187	221	12	1:40.899	21.907	151	48.043	182	30.949	189	223
5	1:41.378	21.999	151	48.154	182	31.225	188	222	13	1:40.645	21.792	151	47.916	183	30.937	188	223
6	1:53.886	21.978	151	48.231	177	43.677	53	221	14	1:40.682	21.845	150	47.967	182	30.870	188	221
7	6:37.663	5:07.257	145	55.701	165	34.705	155	175	15	1:41.042	21.930	151	48.219	183	30.893	189	220
8	1:46.785	24.496	152	50.281	177	32.008	188	221	16		23.166	152	51.635	182			186

41 Petrov, ITA

theoretical besttime: 1:40.822

1	1:56.903	32.551	150	52.368	179	31.984	186	179	10	1:41.706	22.164	152	48.408	182	31.134	188	222
2	1:43.675	22.633	151	49.330	178	31.712	188	219	11	1:41.335	21.945	151	48.374	182	31.016	189	222
3	1:42.023	22.201	151	48.571	183	31.251	187	225	12	1:41.730	22.001	151	48.510	181	31.219	188	222
4	1:41.350	22.021	151	48.284	183	31.045	187	225	13	1:41.373	21.924	151	48.417	181	31.032	187	222
5	1:41.197	22.001	152	48.157	183	31.039	188	225	14	1:41.133	21.909	152	48.276	182	30.948	187	222
6	1:41.832	22.010	152	48.223	183	31.599	185	226	15	1:41.051	21.813	152	48.309	182	30.929	188	222
7	1:51.544	23.752	151	49.702	181	38.090	56	221	16	1:42.828	21.855	152	49.863	183	31.110	187	206
8	6:25.173	4:48.602	147	56.843	177	39.728	186	166	17	1:41.078	21.870	151	48.080	183	31.128	188	226
9	1:42.803	22.705	151	48.739	181	31.359	188	225									

42 Hoogenboom, NLD

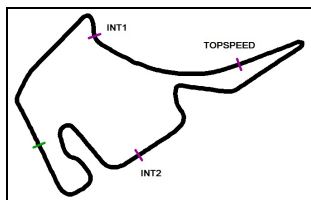
theoretical besttime: 1:41.189

1	3:12.570	1:48.130	147	51.810	168	32.630	183	208	10	1:41.896	22.060	147	48.847	181	30.989	187	218
2	1:43.370	22.636	150	49.332	181	31.402	186	219	11	1:41.496	21.908	150	48.542	181	31.046	188	219
3	1:42.246	22.168	150	48.729	180	31.349	185	220	12	1:41.373	21.935	150	48.368	180	31.070	188	221
4	1:42.843	22.079	150	49.468	180	31.296	186	222	13	1:41.630	21.858	149	48.600	181	31.172	188	221
5	1:41.598	21.993	150	48.575	181	31.030	186	221	14	1:41.423	21.956	150	48.436	183	31.031	187	221
6	1:53.414	21.987	150	49.284	181	42.143	49	221	15	1:41.483	21.935	150	48.348	182	31.200	187	221
7	3:59.008	2:34.315	145	52.053	174	32.640	185	190	16	1:41.554	21.997	150	48.574	182	30.983	189	221
8	1:43.218	22.613	151	49.215	181	31.390	187	219	17	1:43.148	22.039	150	48.561	181	32.548	172	220
9	1:41.595	21.999	150	48.444	181	31.152	187	221									

44 Vips, ITA

theoretical besttime: 1:41.139

1	3:43.111	2:12.878	148	54.992	123	35.241	186	211	9	1:41.819	22.180	152	48.520	181	31.119	188	222
2	1:43.151	22.620	150	48.873	180	31.658	187	222	10	1:41.479	22.079	151	48.224	182	31.176	188	222
3	1:42.215	22.251	149	48.776	181	31.188	187	222	11	1:41.246	21.969	150	48.227	183	31.050	187	221
4	1:41.954	22.171	150	48.618	180	31.165	187	220	12	1:41.327	22.069	150	48.231	181	31.027	187	222
5	1:41.603	22.086	149	48.451	181	31.066	186	221	13	1:41.343	21.945	149	48.249	183	31.149	188	222
6	2:05.350	25.473	149	52.261	173	47.616	40	202	14	1:41.306	22.072	150	48.225	182	31.009	187	220
7	6:40.743	4:30.896	129	1:10.095	127	59.752	127	147	15	1:41.192	21.978	151	48.185	181	31.029	187	222
8	1:55.346	30.529	124	52.747	180	32.070	188	203									



ADAC Formel 4

Sector List Qualifying

Provisional



Hockenheimring, Length: 4574m

Air temperature: 20.16°C

Track temperature: 14.57°C

Weather condition: Dry

DMSB Reg. Nr.: 282/17

Friday, September 22, 2017 17:55:00

Lap	Time	SE1	SP1	SE2	SP2	SE3	SP3	TSP	Lap	Time	SE1	SP1	SE2	SP2	SE3	SP3	TSP
79	Malukas, LTU								theoretical besttime: 1:41.192								
1	2:11.920	48.811	146	50.813	173	32.296	186	219	10	1:41.624	22.074	151	48.446	181	31.104	188	219
2	1:46.341	23.146	148	50.219	180	32.976	188	207	11	1:41.780	22.156	152	48.414	180	31.210	187	219
3	1:42.397	22.364	151	48.778	182	31.255	187	222	12	1:43.463	22.087	151	48.565	181	32.811	128	219
4	1:42.337	22.350	149	48.682	181	31.305	185	223	13	1:50.803	31.188	149	48.597	182	31.018	187	221
5	1:42.087	22.317	150	48.595	181	31.175	186	219	14	1:41.207	21.977	152	48.298	183	30.932	188	221
6	1:48.418	22.323	151	48.539	181	37.556	54	219	45	1:41.697	22.445	154	48.320	184	34.232	187	220
7	5:20.709	3:57.059	147	51.475	170	32.175	183	210	15	1:41.515	22.157	151	48.283	181	31.075	188	221
8	1:46.807	22.992	151	50.433	154	33.382	182	220	16		22.117	151	48.366	183			220
9	1:42.609	22.806	151	48.730	180	31.073	186	220									

Lap	Time	SE1	SP1	SE2	SP2	SE3	SP3	TSP	Lap	Time	SE1	SP1	SE2	SP2	SE3	SP3	TSP
80	Estner, DEU								theoretical besttime: 1:41.024								
1	2:58.609	1:35.666	149	50.669	175	32.274	186	210	9	1:42.142	22.323	153	48.656	183	31.163	188	222
2	1:43.047	22.687	151	49.011	182	31.349	188	220	10	1:41.468	22.004	152	48.320	182	31.144	188	221
3	1:42.012	22.339	152	48.512	183	31.161	188	221	11	1:41.410	22.036	151	48.281	182	31.093	187	222
4	1:41.729	22.219	152	48.307	183	31.203	187	222	12	1:41.129	22.040	151	48.090	183	30.999	188	221
5	1:41.427	22.063	152	48.224	183	31.140	186	221	13	1:41.187	21.935	152	48.096	182	31.156	188	222
6	1:57.607	22.985	147	49.904	181	44.718	54	221	14	1:41.320	22.121	150	48.124	183	31.075	188	222
7	6:53.278	5:26.184	140	54.554	173	32.540	182	186	15	1:41.433	22.081	152	48.178	183	31.174	187	222
8	1:43.755	23.063	152	49.372	180	31.320	188	218	16	1:41.726	22.136	151	48.190	183	31.400	187	221

Lap	Time	SE1	SP1	SE2	SP2	SE3	SP3	TSP	Lap	Time	SE1	SP1	SE2	SP2	SE3	SP3	TSP
81	Waldherr, DEU								theoretical besttime: 1:40.924								
1	3:19.132	1:49.929	142	56.405	175	32.798	186	154	9	1:42.502	22.760	152	48.475	183	31.267	189	223
2	1:44.210	22.587	152	50.028	180	31.595	187	220	10	1:41.315	22.008	153	48.296	182	31.011	189	223
3	1:41.763	22.083	152	48.453	182	31.227	186	221	11	1:41.682	21.995	145	48.631	182	31.056	188	220
4	1:41.405	21.993	152	48.307	182	31.105	188	221	12	1:41.256	21.990	152	48.160	182	31.106	188	221
5	1:41.376	22.000	152	48.273	182	31.103	187	221	13	1:41.056	21.911	152	48.118	182	31.027	189	221
6	1:57.672	21.993	152	51.700	176	43.979	52	214	14	1:41.085	21.962	153	48.192	183	30.931	188	221
7	6:59.111	5:17.347	137	57.923	168	43.841	120	184	15	1:41.007	21.908	152	48.085	182	31.014	188	221
8	2:01.581	37.014	129	50.950	180	33.617	168	216									

Lap	Time	SE1	SP1	SE2	SP2	SE3	SP3	TSP	Lap	Time	SE1	SP1	SE2	SP2	SE3	SP3	TSP
98	Piro, DEU								theoretical besttime: 1:41.140								
1	2:20.222	53.218	142	53.985	177	33.019	185	181	10	1:43.588	22.294	152	48.395	183	32.899	187	221
2	1:44.102	23.128	152	49.240	183	31.734	188	220	11	1:41.662	22.129	151	48.368	182	31.165	189	221
3	1:42.627	22.392	151	48.862	183	31.373	188	222	12	1:41.560	22.019	152	48.371	182	31.170	189	222
4	1:41.897	22.094	150	48.484	183	31.319	188	222	13	1:52.558	23.098	118	58.116	181	31.344	190	136
5	1:41.732	22.226	151	48.324	183	31.182	188	223	14	1:41.245	22.088	151	48.051	183	31.106	189	224
6	1:51.437	22.120	150	48.401	182	40.916	54	224	15	1:41.416	22.139	150	48.162	183	31.115	189	222
7	4:54.255	3:27.902	134	53.290	177	33.063	185	185	16	1:41.290	22.052	151	48.168	183	31.070	189	222
8	1:43.751	23.170	151	49.049	183	31.532	189	219	17		28.903	85	1:22.857	106			100
9	1:42.236	22.355	151	48.469	183	31.412	188	222									

Lap	Time	SE1	SP1	SE2	SP2	SE3	SP3	TSP	Lap	Time	SE1	SP1	SE2	SP2	SE3	SP3	TSP
99	Weerts, BEL								theoretical besttime: 1:41.105								
1	2:11.466	49.052	148	50.029	167	32.385	184	222	8	1:41.910	22.206	152	48.528	181	31.176	188	220
2	1:44.993	22.848	150	50.564	175	31.581	187	207	9	1:41.664	22.078	151	48.402	183	31.184	188	220
3	1:42.885	22.743	150	48.743	184	31.399	186	222	10	1:41.415	22.023	151	48.282	181	31.110	188	223
3	1:44.742	22.333	151	50.586	177	31.823	187	221	11	1:41.517	22.038	151	48.318	182	31.161	188	221
4	1:42.120	22.228	150	48.420	181	31.472	186	224	12	1:41.405	21.959	150	48.249	182	31.197	188	222
5	1:48.736	22.236	150	48.333	181	38.167	51	223	43	1:41.274	22.037	150	48.033	183	34.204	189	224
6	5:15.939	3:50.483	144	53.213	170	32.243	181	185	13	1:41.331	22.004	150	48.036	185	31.291	188	225
7	1:43.673	22.813	151	49.443	173	31.417	188	213	44	1:48.854	21.977	154	48.153	183	38.724	59	226



ADAC Formel 4

Top speed list Qualifying

Provisional



Hockenheimring, Length: 4574m

Air temperature: 20.16°C

Track temperature: 14.57°C

Weather condition: Dry

DMSB Reg. Nr.: 282/17

Friday, September 22, 2017 17:55:00

#	Name (NAT)	Team	Car name	Speed	Lap	Race time
41	Artem Petrov (ITA)	Van Amersfoort Racing (NLD)	ADAC Formel 4 powered by Abarth	226.89	6	9:21.423
1	Felipe Drugovich (ITA)	Van Amersfoort Racing (NLD)	ADAC Formel 4 powered by Abarth	226.41	6	9:30.912
5	Lirim Zendeli (DEU)	ADAC Berlin-Brandenburg e.V. (DEU)	ADAC Formel 4 powered by Abarth	226.41	7	19:38.535
13	Fabio Scherer (CHE)	US Racing (DEU)	ADAC Formel 4 powered by Abarth	226.41	12	30:35.229
2	Frederik Vesti (DNK)	Van Amersfoort Racing (NLD)	ADAC Formel 4 powered by Abarth	225.94	4	6:03.560
7	Oliver Söderström (SWE)	ADAC Berlin-Brandenburg e.V. (DEU)	ADAC Formel 4 powered by Abarth	225.94	8	23:39.229
3	Louis Gachot (GBR)	Van Amersfoort Racing (NLD)	ADAC Formel 4 powered by Abarth	225.94	15	28:39.055
99	Charles Weerts (BEL)	Motopark (DEU)	ADAC Formel 4 powered by Abarth	225.46	13	26:07.077
4	Sophia Flörsch (DEU)	ADAC Berlin-Brandenburg e.V. (DEU)	ADAC Formel 4 powered by Abarth	225.00	8	24:19.515
28	Kim Luis Schramm (DEU)	US Racing (DEU)	ADAC Formel 4 powered by Abarth	224.53	10	27:12.090
98	Cedric Piro (DEU)	Team Piro Sports Interdental (DEU)	ADAC Formel 4 powered by Abarth	224.06	6	9:47.107
11	Mick Wishofer (AUT)	Lechner Racing (AUT)	ADAC Formel 4 powered by Abarth	224.06	12	25:17.678
6	Tom Beckhäuser (CZE)	ADAC Berlin-Brandenburg e.V. (DEU)	ADAC Formel 4 powered by Abarth	223.60	4	6:30.465
18	Julian Hanses (DEU)	US Racing (DEU)	ADAC Formel 4 powered by Abarth	223.60	6	9:35.110
79	David Malukas (LTU)	Motopark (DEU)	ADAC Formel 4 powered by Abarth	223.14	4	6:17.506
81	Michael Waldherr (DEU)	Neuhauser Racing Team (AUT)	ADAC Formel 4 powered by Abarth	223.14	9	19:10.413
33	Jonathan Aberdein (DEU)	Motopark (DEU)	ADAC Formel 4 powered by Abarth	223.14	10	19:37.807
27	Nicklas Nielsen (DNK)	US Racing (DEU)	ADAC Formel 4 powered by Abarth	222.68	3	4:16.573
44	Juri Vips (ITA)	Prema Powerteam SRL (ITA)	ADAC Formel 4 powered by Abarth	222.68	3	6:03.052
42	Leonard Hoogenboom (NLD)	Motopark (DEU)	ADAC Formel 4 powered by Abarth	222.68	4	7:14.751
80	Andreas Estner (DEU)	Neuhauser Racing Team (AUT)	ADAC Formel 4 powered by Abarth	222.68	11	21:48.549
9	Marcus Armstrong (ITA)	Prema Powerteam SRL (ITA)	ADAC Formel 4 powered by Abarth	221.76	3	5:04.478
25	Dou Reid Ghattas (DEU)	Team Piro Sports Interdental (DEU)	ADAC Formel 4 powered by Abarth	220.85	2	4:35.989
10	Richard Wagner (DEU)	Lechner Racing (AUT)	ADAC Formel 4 powered by Abarth	220.85	7	14:37.651