

# ADAC Formel 4

## Result List Free Practice 2



Provisional

**DMSB** Reg. Nr.: 282/17



Hockenheimring, Length: 4574m

Air temperature: 22.29°C

Track temperature: 22.11°C

Weather condition: Dry

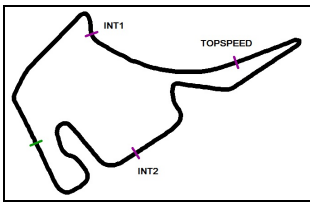
Friday, September 22, 2017 14:05:00

started : 24      classified : 24      not classified : 0

Nr.	Drivers	Team	Lap	Best Time	Gap	Diff	Kph	Day Time
Cl.	Car	Competitor						
1	1 <b>F. Drugovich(ITA)</b> ADAC Formel 4 powered by Abarth	(T) Van Amersfoort Racing(NLD) Van Amersfoort Racing	11	1:40.135			164.4	14:27:59
2	5 <b>L. Zündeli(DEU)</b> ADAC Formel 4 powered by Abarth	(T) ADAC Berlin-Brandenburg e.V.(DEU) ADAC Berlin-Brandenburg e.V.	16	1:40.568	0.433	0.433	163.7	14:35:46
3	2 <b>F. Vesti(DNK)</b> ADAC Formel 4 powered by Abarth	(T) Van Amersfoort Racing(NLD) Van Amersfoort Racing	10	1:40.592	0.457	0.024	163.6	14:28:01
4	4 <b>S. Flörsch(DEU)</b> ADAC Formel 4 powered by Abarth	ADAC Berlin-Brandenburg e.V.(DEU) ADAC Berlin-Brandenburg e.V.	8	1:40.733	0.598	0.141	163.4	14:27:23
5	27 <b>N. Nielsen(DNK)</b> ADAC Formel 4 powered by Abarth	(T) US Racing(DEU) US Racing	14	1:40.745	0.610	0.012	163.4	14:36:08
6	41 <b>A. Petrov(ITA)</b> ADAC Formel 4 powered by Abarth	Van Amersfoort Racing(NLD) Van Amersfoort Racing	16	1:40.761	0.626	0.016	163.4	14:36:12
7	28 <b>K. Schramm(DEU)</b> ADAC Formel 4 powered by Abarth	US Racing(DEU) US Racing	9	1:40.775	0.640	0.014	163.3	14:27:03
8	33 <b>J. Aberdein(DEU)</b> ADAC Formel 4 powered by Abarth	(T) Motopark(DEU) Motopark	13	1:40.847	0.712	0.072	163.2	14:30:03
9	13 <b>F. Scherer(CHE)</b> ADAC Formel 4 powered by Abarth	(T) US Racing(DEU) US Racing	8	1:40.852	0.717	0.005	163.2	14:27:05
10	3 <b>L. Gachot(GBR)</b> ADAC Formel 4 powered by Abarth	Van Amersfoort Racing(NLD) Van Amersfoort Racing	13	1:40.975	0.840	0.123	163.0	14:31:02
11	98 <b>C. Piro(DEU)</b> ADAC Formel 4 powered by Abarth	(T) Team Piro Sports Interdental(DEU) Team Piro Sports Interdental	11	1:41.155	1.020	0.180	162.7	14:27:52
12	18 <b>J. Hanes(DEU)</b> ADAC Formel 4 powered by Abarth	US Racing(DEU) US Racing	8	1:41.167	1.032	0.012	162.7	14:24:24
13	44 <b>J. Vips(ITA)</b> ADAC Formel 4 powered by Abarth	(T) Prema Powerteam SRL(ITA) Prema Powerteam SRL	10	1:41.194	1.059	0.027	162.7	14:27:44
14	9 <b>M. Armstrong(ITA)</b> ADAC Formel 4 powered by Abarth	(T) Prema Powerteam SRL(ITA) Prema Powerteam SRL	14	1:41.207	1.072	0.013	162.7	14:34:23
15	7 <b>O. Söderström(SWE)</b> ADAC Formel 4 powered by Abarth	(T) ADAC Berlin-Brandenburg e.V.(DEU) ADAC Berlin-Brandenburg e.V.	8	1:41.230	1.095	0.023	162.6	14:27:17
16	80 <b>A. Estner(DEU)</b> ADAC Formel 4 powered by Abarth	(T) Neuhauser Racing Team(AUT) Neuhauser Racing Team	14	1:41.283	1.148	0.053	162.5	14:32:37
17	99 <b>C. Weerts(BEL)</b> R ADAC Formel 4 powered by Abarth	Motopark(DEU) Motopark	13	1:41.340	1.205	0.057	162.4	14:32:39
18	79 <b>D. Malukas(LTU)</b> ADAC Formel 4 powered by Abarth	(T) Motopark(DEU) Motopark	10	1:41.362	1.227	0.022	162.4	14:26:50
19	81 <b>M. Waldherr(DEU)</b> ADAC Formel 4 powered by Abarth	(T) Neuhauser Racing Team(AUT) Neuhauser Racing Team	10	1:41.481	1.346	0.119	162.2	14:26:49
20	11 <b>M. Wishofer(AUT)</b> R ADAC Formel 4 powered by Abarth	(T) Lechner Racing(AUT) Lechner Racing	11	1:41.621	1.486	0.140	162.0	14:28:04
21	42 <b>L. Hoogenboom(NLD)</b> ADAC Formel 4 powered by Abarth	Motopark(DEU) Motopark	13	1:41.734	1.599	0.113	161.8	14:34:37
22	10 <b>R. Wagner(DEU)</b> R ADAC Formel 4 powered by Abarth	(T) Lechner Racing(AUT) Lechner Racing	6	1:42.532	2.397	0.798	160.5	14:16:13
23	25 <b>D. Ghattas(DEU)</b> R ADAC Formel 4 powered by Abarth	(T) Team Piro Sports Interdental(DEU) Team Piro Sports Interdental	13	1:42.748	2.613	0.216	160.2	14:30:12
24	6 <b>T. Beckhäuser(CZE)</b> R ADAC Formel 4 powered by Abarth	ADAC Berlin-Brandenburg e.V.(DEU) ADAC Berlin-Brandenburg e.V.	16	1:42.790	2.655	0.042	160.1	14:36:19

T = nominated for the team classification

Subject to final scrutineering!



Hockenheimring, Length: 4574m  
Air temperature: 22.29°C  
Track temperature: 22.11°C  
Weather condition: Dry

# ADAC Formel 4

## Result List Free Practice 2

Provisional

**DMSB** Reg. Nr.: 282/17

Friday, September 22, 2017 14:05:00



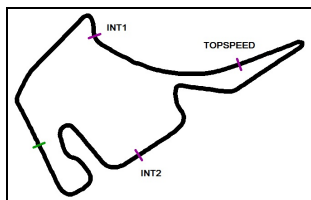
**started : 24      classified : 24      not classified : 0**

Nr. Drivers	Team	Lap	Best Time	Gap	Diff	Kph	Day Time
Cl. Car	Competitor						

Publication time:

Clerk of the Course: Hans Erdel

Timekeeper: Steffen Ruhl



# ADAC Formel 4

## Sector List Free Practice 2



Provisional

**DMSB** Reg. Nr.: 282/17



Hockenheimring, Length: 4574m

Air temperature: 22.29°C

Track temperature: 22.11°C

Weather condition: Dry

Friday, September 22, 2017 14:05:00

Lap	Time	SE1	SP1	SE2	SP2	SE3	SP3	TSP	Lap	Time	SE1	SP1	SE2	SP2	SE3	SP3	TSP
<b>1 Drugovich, ITA</b>									<b>theoretical besttime: 1:40.135</b>								
1	2:00.961	38.187	148	49.896	178	32.878	184	218	9	1:40.879	21.946	151	47.879	184	31.054	190	225
2	1:44.566	22.692	150	50.407	183	31.467	186	225	10	1:40.568	22.046	152	47.781	184	30.741	189	225
3	1:41.604	22.178	152	48.208	182	31.218	188	<b>227</b>	11	<b>1:40.135</b>	<b>21.770</b>	<b>151</b>	<b>47.635</b>	<b>184</b>	<b>30.730</b>	<b>190</b>	227
4	1:41.488	22.025	151	48.306	182	31.157	187	225	12	1:44.004	22.548	151	50.491	184	30.965	190	188
5	1:41.193	22.005	151	48.126	182	31.062	188	225	13	1:40.421	21.865	149	47.690	184	30.866	190	227
6	1:46.412	22.020	151	48.098	183	36.294	51	226	14	1:40.867	21.981	152	47.903	182	30.983	189	227
7	5:38.582	4:14.405	139	51.532	176	32.645	185	206	15	1:40.716	21.961	151	47.893	183	30.862	191	226
8	1:42.462	22.612	152	48.560	182	31.290	189	225	16	1:48.328	22.247	153	48.015	184	38.066	56	225

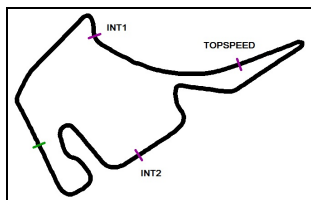
<b>2 Vesti, DNK</b>									<b>theoretical besttime: 1:40.482</b>								
1	2:37.054	1:08.552	150	50.394	179	38.108	51	200	9	1:42.427	22.853	151	48.361	182	31.213	190	225
2	2:39.544	1:09.838	152	57.881	179	31.825	187	223	10	<b>1:40.592</b>	21.852	152	<b>47.889</b>	<b>183</b>	<b>30.851</b>	<b>189</b>	225
3	1:42.402	22.378	151	48.584	180	31.440	186	222	11	1:40.820	21.855	152	48.042	182	30.923	189	225
4	1:41.651	22.183	152	48.314	181	31.154	187	223	12	1:40.683	<b>21.742</b>	<b>152</b>	48.020	182	30.921	189	224
5	1:41.754	22.055	150	48.342	182	31.357	188	223	13	1:42.817	21.967	151	49.529	177	31.321	190	222
6	1:48.483	22.002	152	48.418	182	38.063	54	224	14	1:42.807	21.945	153	48.095	182	32.767	189	<b>226</b>
7	5:39.718	4:11.935	135	52.286	133	35.497	182	209	15	1:41.112	21.938	151	48.044	182	31.130	187	222
8	1:47.103	25.486	91	50.062	181	31.555	188	216									

<b>3 Gachot, GBR</b>									<b>theoretical besttime: 1:40.953</b>								
1	2:03.677	41.882	150	49.794	178	32.001	186	216	9	1:42.202	22.290	153	48.808	183	31.104	190	225
2	1:42.812	22.544	152	48.535	181	31.733	187	223	10	1:41.223	21.975	152	48.154	182	31.094	189	225
3	1:42.153	22.289	152	48.482	181	31.382	187	224	11	1:41.742	22.080	153	48.753	183	<b>30.909</b>	<b>189</b>	<b>229</b>
4	1:42.153	22.081	152	48.808	181	31.264	188	226	12	1:41.308	21.936	152	48.220	182	31.152	189	226
5	1:41.729	22.112	151	48.589	182	31.028	187	225	13	<b>1:40.975</b>	<b>21.924</b>	<b>152</b>	<b>48.120</b>	<b>183</b>	30.931	189	225
6	1:47.325	22.006	152	48.266	182	37.053	41	224	14	1:41.432	22.029	147	48.281	181	31.122	189	224
7	5:07.913	3:44.296	144	51.286	174	32.331	182	208	15	1:41.759	22.007	152	48.431	180	31.321	189	224
8	1:47.088	22.789	<b>154</b>	52.583	181	31.716	<b>190</b>	200	16	1:50.613	22.146	151	48.186	182	40.281	40	222

<b>4 Flörsch, DEU</b>									<b>theoretical besttime: 1:40.695</b>								
1	3:12.655	1:41.284	131	57.491	164	33.880	176	157	8	<b>1:40.733</b>	<b>22.005</b>	<b>152</b>	47.952	183	<b>30.776</b>	<b>189</b>	<b>225</b>
2	1:45.368	24.037	151	49.874	180	31.457	188	214	9	1:48.475	22.699	127	53.225	183	32.551	189	175
3	1:51.105	22.451	151	50.237	169	38.417	42	217	10	1:41.052	22.088	152	48.124	183	30.840	190	223
4	8:49.764	7:28.332	151	49.645	168	31.787	187	213	11	1:40.958	22.019	150	48.062	182	30.877	188	223
5	1:41.581	22.281	150	48.333	182	30.967	188	223	12	1:45.024	22.117	151	48.197	182	34.710	188	225
6	1:41.071	22.124	<b>153</b>	48.022	181	30.925	189	224	13	1:53.176	22.279	151	<b>47.914</b>	<b>185</b>	42.983	43	225
7	1:41.006	22.019	151	48.128	182	30.859	189	224									

<b>5 Zendeli, DEU</b>									<b>theoretical besttime: 1:40.420</b>								
1	1:57.624	34.755	144	50.725	177	32.144	184	208	9	1:41.026	21.976	154	48.035	183	31.015	190	225
2	1:43.569	22.777	152	49.294	181	31.498	188	216	10	1:45.649	25.370	151	49.075	182	31.204	189	223
3	1:51.136	22.410	151	57.255	179	31.471	187	224	11	1:40.598	21.954	154	47.770	183	<b>30.874</b>	<b>190</b>	225
4	1:41.791	22.160	154	48.210	182	31.421	188	225	12	1:57.416	26.357	138	58.378	176	32.681	189	175
5	1:42.184	22.259	153	48.112	183	31.813	181	<b>225</b>	13	1:46.368	26.658	151	48.657	183	31.053	189	219
6	1:49.340	22.387	154	49.157	176	37.796	56	225	14	1:40.869	21.888	154	47.831	184	31.150	188	224
7	4:16.336	2:52.653	146	51.185	178	32.498	184	216	15	1:43.271	23.988	154	48.203	183	31.080	191	225
8	1:48.551	22.941	153	49.481	177	36.129	189	215	16	<b>1:40.568</b>	<b>21.844</b>	<b>155</b>	<b>47.702</b>	<b>184</b>	31.022	190	225

<b>6 Beckhäuser, CZE</b>									<b>theoretical besttime: 1:42.576</b>								
1	2:02.454	35.781	149	51.426	173	35.247	185	202	9	1:43.198	22.432	152	49.035	180	31.731	188	221
2	1:47.093	24.395	147	49.963	176	32.735	185	215	10	1:43.303	<b>22.397</b>	<b>152</b>	48.775	181	32.131	185	222
3	1:44.477	23.000	151	49.280	180	32.197	184	220	11	1:44.086	22.416	152	49.982	181	31.688	186	211
4	1:44.067	22.839	152	49.092	179	32.136	185	221	12	1:42.863	22.559	151	48.687	180	31.617	187	224
5	1:43.881	22.678	152	49.400	180	31.803	186	217	13	1:44.135	22.458	152	48.616	182	33.061	180	223
6	1:49.790	22.504	151	49.068	180	38.218	56	223	14	1:44.806	23.586	152	48.667	178	32.553	187	<b>225</b>
7	4:54.057	3:29.890	142	50.663	175	33.504	184	217	15	1:42.818	22.463	152	48.748	181	<b>31.607</b>	<b>187</b>	223
8	1:44.864	23.164	<b>153</b>	49.491	179	32.209	187	216	16	<b>1:42.790</b>	22.482	153	<b>48.572</b>	<b>181</b>	31.736	187	222



# ADAC Formel 4

## Sector List Free Practice 2



Provisional

**DMSB** Reg. Nr.: 282/17



Hockenheimring, Length: 4574m

Air temperature: 22.29°C

Track temperature: 22.11°C

Weather condition: Dry

Friday, September 22, 2017 14:05:00

Lap	Time	SE1	SP1	SE2	SP2	SE3	SP3	TSP	Lap	Time	SE1	SP1	SE2	SP2	SE3	SP3	TSP
<b>7 Söderström, SWE</b>									<b>theoretical besttime: 1:41.132</b>								
1	3:20.730	1:52.212	140	54.384	161	34.134	178	198	8	<b>1:41.230</b>	22.104	153	48.079	183	<b>31.047</b>	<b>187</b>	<b>225</b>
2	1:46.658	23.967	150	50.096	181	32.595	185	213	9	1:53.483	23.081	133	57.912	137	32.490	187	187
3	1:53.200	23.012	152	48.890	177	41.298	49	221	10	1:44.339	22.265	151	50.726	184	31.348	189	224
4	8:29.608	7:08.337	151	49.633	180	31.638	186	215	11	1:41.327	22.138	152	48.088	182	31.101	188	224
5	1:42.152	22.474	151	48.539	182	31.139	186	224	12	1:42.139	22.231	151	<b>48.049</b>	<b>182</b>	31.859	189	225
6	1:41.599	22.291	<b>153</b>	48.234	182	31.074	188	225	13	1:52.460	22.192	152	48.171	183	42.097	44	223
7	1:41.255	<b>22.036</b>	151	48.101	182	31.118	<b>189</b>	224									

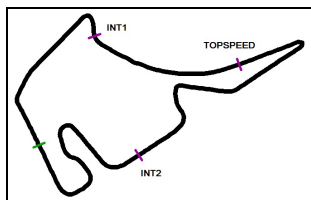
<b>9 Armstrong, ITA</b>									<b>theoretical besttime: 1:41.180</b>								
1	2:19.229	43.412	147	50.265	177	45.552	46	211	9	1:41.830	22.197	150	48.437	181	31.196	185	223
2	2:24.618	1:03.274	148	49.337	179	32.007	186	219	10	1:41.260	22.014	150	48.237	182	<b>31.009</b>	<b>186</b>	224
3	1:42.379	22.346	149	48.675	180	31.358	186	221	11	1:41.691	22.076	150	48.418	180	31.197	183	221
4	1:41.709	22.045	149	48.414	181	31.250	184	222	12	1:51.091	26.405	147	53.320	182	31.366	187	198
5	1:41.576	22.132	150	48.335	182	31.109	185	224	13	1:41.447	22.044	150	48.333	181	31.070	188	222
6	1:49.020	22.137	150	48.222	<b>183</b>	38.661	41	<b>227</b>	14	<b>1:41.207</b>	<b>22.008</b>	<b>150</b>	<b>48.163</b>	<b>181</b>	31.036	188	223
7	5:32.479	4:07.509	135	51.413	173	33.557	184	219	15	1:41.378	22.059	151	48.179	180	31.140	185	222
8	1:52.931	24.721	147	51.141	159	37.069	<b>188</b>	206									

<b>10 Wagner, DEU</b>									<b>theoretical besttime: 1:42.408</b>								
1	2:31.291	1:05.382	142	52.525	177	33.384	183	216	9	4:58.792	3:37.205	146	49.570	179	32.017	185	215
2	1:45.448	23.806	148	49.561	178	32.081	184	221	10	1:42.816	22.467	148	48.750	180	31.599	185	223
3	1:43.843	22.693	146	49.219	180	31.931	186	220	11	1:44.976	22.626	148	<b>48.525</b>	<b>181</b>	33.825	186	<b>224</b>
4	1:43.196	22.646	146	48.952	180	<b>31.598</b>	185	220	12	1:42.898	22.389	148	48.873	181	31.636	181	221
5	1:46.971	22.533	<b>150</b>	48.743	180	35.695	185	221	13	1:43.273	22.477	147	48.838	181	31.958	182	222
6	<b>1:42.532</b>	<b>22.285</b>	147	48.622	<b>181</b>	31.625	185	221	14	1:43.767	23.150	149	48.822	180	31.795	186	224
7	1:42.783	22.348	149	48.648	181	31.787	186	223	15	1:49.336	22.459	148	49.966	178	36.911	186	223
8	1:55.003	23.573	111	52.939	177	38.491	54	198									

<b>11 Wishofer, AUT</b>									<b>theoretical besttime: 1:41.591</b>								
1	3:15.132	1:44.404	133	56.827	161	33.901	167	167	9	1:41.997	22.223	149	48.416	178	31.358	186	223
2	1:45.923	23.816	150	50.201	177	31.906	181	201	10	1:41.816	22.126	150	48.455	180	31.235	188	223
3	1:43.750	22.562	150	49.766	180	31.422	187	206	11	<b>1:41.621</b>	<b>22.090</b>	<b>150</b>	<b>48.312</b>	<b>182</b>	31.219	187	223
4	1:42.274	22.228	150	48.704	180	31.342	185	221	12	1:45.405	22.141	151	51.009	172	32.255	186	<b>224</b>
5	1:42.194	22.299	151	48.467	180	31.428	186	222	13	1:45.463	22.104	150	48.483	181	34.876	143	221
6	1:43.478	23.561	151	48.530	181	31.387	184	222	14	1:51.376	29.663	144	50.407	180	31.306	186	216
7	1:47.753	22.260	149	48.490	180	37.003	50	221	15	1:41.732	22.169	151	48.374	181	<b>31.189</b>	<b>185</b>	223
8	4:17.802	2:54.672	108	51.641	179	31.489	188	199									

<b>13 Scherer, CHE</b>									<b>theoretical besttime: 1:40.554</b>								
1	2:09.065	32.075	150	50.291	173	46.699	47	203	8	<b>1:40.852</b>	21.976	151	47.969	183	30.907	188	<b>227</b>
2	2:16.322	47.739	150	48.502	182	40.081	51	225	9	1:46.917	24.069	131	51.587	183	31.261	188	175
3	5:42.867	4:05.685	101	59.006	162	38.176	172	164	10	1:40.871	22.165	152	47.914	183	<b>30.792</b>	<b>188</b>	225
4	2:01.208	26.105	149	51.662	178	43.441	48	195	11	1:40.875	<b>21.902</b>	<b>151</b>	47.962	183	31.011	188	225
5	4:49.286	3:28.218	151	49.792	179	31.276	189	213	12	1:53.636	22.097	151	1:00.061	172	31.478	189	152
6	1:41.259	22.187	<b>152</b>	48.012	183	31.060	<b>190</b>	225	13	1:41.015	22.128	152	<b>47.860</b>	<b>183</b>	31.027	188	226
7	1:44.065	22.096	150	50.936	180	31.033	189	211									

<b>18 Hanses, DEU</b>									<b>theoretical besttime: 1:41.072</b>								
1	2:52.957	1:23.957	135	55.692	166	33.308	176	169	8	<b>1:41.167</b>	21.919	151	<b>48.305</b>	<b>181</b>	<b>30.943</b>	<b>188</b>	224
2	1:55.775	23.821	152	52.165	169	39.789	56	194	9	1:41.619	21.923	152	48.314	181	31.382	173	224
3	6:00.050	4:37.322	141	51.338	175	31.390	186	192	10	1:42.384	22.702	151	48.413	181	31.269	188	<b>227</b>
4	1:42.713	22.167	152	48.460	181	32.086	186	224	11	1:51.747	22.576	147	49.687	179	39.484	34	225
5	1:41.391	22.079	<b>152</b>	48.306	181	31.006	186	223	12	3:38.167	2:17.798	151	49.161	180	31.208	188	222
6	1:47.554	22.379	150	52.407	167	32.768	187	213	13	1:41.399	22.030	151	48.404	182	30.965	188	224
7	1:41.866	22.074	151	48.710	176	31.082	188	224	14	1:41.249	<b>21.824</b>	<b>151</b>	48.314	181	31.111	187	223



# ADAC Formel 4

## Sector List Free Practice 2



Provisional

**DMSB** Reg. Nr.: 282/17



Hockenheimring, Length: 4574m

Air temperature: 22.29°C

Track temperature: 22.11°C

Weather condition: Dry

Friday, September 22, 2017 14:05:00

Lap	Time	SE1	SP1	SE2	SP2	SE3	SP3	TSP	Lap	Time	SE1	SP1	SE2	SP2	SE3	SP3	TSP
<b>25</b>	Ghattas, DEU								<b>theoretical besttime: 1:42.575</b>								
1	2:37.663	1:15.439	148	49.945	178	32.279	183	217	9	1:43.084	22.355	151	49.195	179	31.534	186	220
2	1:44.143	22.726	150	49.485	179	31.932	185	219	10	1:42.809	22.378	151	48.965	180	31.466	186	220
3	1:43.483	22.743	151	49.096	179	31.644	186	219	11	1:51.399	<b>22.293</b>	<b>151</b>	48.898	180	40.208	55	221
4	1:43.496	22.631	148	49.126	180	31.739	184	221	12	3:29.461	2:09.017	151	48.987	180	31.457	187	219
5	1:44.042	22.554	150	49.392	180	32.096	184	220	13	<b>1:42.748</b>	22.334	152	48.894	180	31.520	187	220
6	1:43.344	22.624	150	48.952	180	31.768	185	221	14	1:42.779	22.444	150	<b>48.837</b>	<b>181</b>	31.498	187	219
7	1:42.885	22.330	150	48.844	180	31.711	185	<b>222</b>	15	1:43.868	23.253	143	49.170	180	<b>31.445</b>	<b>185</b>	221
8	1:43.088	22.323	150	48.955	179	31.810	185	220	16	1:54.884	22.641	150	50.066	174	42.177	56	221

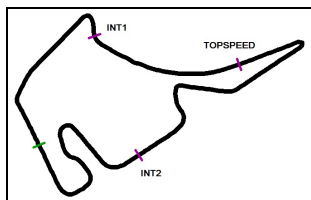
<b>27</b>	Nielsen, DNK								<b>theoretical besttime: 1:40.595</b>								
1	2:11.727	33.185	149	50.199	175	48.343	37	212	8	1:41.507	22.121	152	48.160	182	31.226	188	224
2	2:20.483	53.566	150	48.773	179	38.144	48	221	9	1:41.445	22.520	153	47.939	182	30.986	188	<b>227</b>
3	5:36.952	4:06.292	142	54.099	140	36.561	150	187	10	1:41.197	22.092	152	48.133	182	30.972	188	224
4	1:52.981	25.576	151	49.600	178	37.805	56	222	11	1:40.846	22.016	152	48.040	183	<b>30.790</b>	<b>188</b>	224
5	3:47.944	2:27.243	152	48.958	179	31.743	184	222	12	1:40.986	22.096	154	<b>47.892</b>	<b>182</b>	30.998	189	225
6	1:44.326	22.675	152	48.895	180	32.756	187	219	13	1:45.033	22.229	152	51.458	171	31.346	190	226
7	1:41.531	22.253	152	48.244	181	31.034	188	222	14	<b>1:40.745</b>	<b>21.913</b>	<b>153</b>	47.909	182	30.923	187	225

<b>28</b>	Schramm, DEU								<b>theoretical besttime: 1:40.702</b>								
1	2:15.278	36.882	145	50.842	176	47.554	37	214	8	1:41.054	<b>21.948</b>	<b>152</b>	48.207	182	30.899	188	222
2	2:28.660	1:00.162	151	49.409	181	39.089	55	221	9	<b>1:40.775</b>	21.964	153	48.103	182	<b>30.708</b>	<b>188</b>	224
3	4:53.472	3:29.365	149	51.395	179	32.712	184	215	10	1:49.767	22.106	153	54.369	164	33.292	188	184
4	1:52.789	23.108	152	49.581	180	40.100	52	223	11	1:41.013	22.073	152	<b>48.046</b>	<b>183</b>	30.894	187	<b>225</b>
5	3:38.946	2:18.057	150	49.270	180	31.619	186	219	12	1:43.265	23.659	152	48.551	182	31.055	188	222
6	1:50.937	22.282	<b>153</b>	57.354	180	31.301	187	149	13	1:41.548	22.019	153	48.425	180	31.104	188	222
7	1:41.142	22.121	152	48.123	182	30.898	<b>188</b>	224	14	1:49.459	22.163	152	48.273	182	39.023	56	223

<b>33</b>	Aberdein, DEU								<b>theoretical besttime: 1:40.685</b>								
1	2:10.616	45.748	150	51.703	167	33.165	179	222	9	1:45.787	23.541	152	49.974	177	32.272	186	203
2	1:44.320	23.165	151	49.672	180	31.483	186	214	10	1:43.497	22.169	152	49.767	181	31.561	188	222
3	1:42.224	22.356	150	48.488	181	31.380	187	222	11	1:40.940	21.981	152	48.046	182	30.913	189	224
4	1:41.586	22.205	151	48.168	181	31.213	189	224	12	1:41.007	21.910	152	48.185	182	30.912	188	224
5	1:41.583	22.228	153	48.162	181	31.193	187	225	13	<b>1:40.847</b>	21.960	151	48.096	182	<b>30.791</b>	<b>189</b>	222
6	1:41.421	22.134	152	48.062	182	31.225	188	<b>225</b>	14	1:41.089	21.909	151	48.035	183	31.145	187	225
7	1:47.722	22.193	150	48.479	181	37.050	54	223	15	1:40.918	22.007	151	<b>48.028</b>	<b>181</b>	30.883	190	223
8	4:01.073	2:33.209	140	54.677	175	33.187	168	171	16	1:40.920	<b>21.866</b>	<b>153</b>	48.091	181	30.963	189	225

<b>41</b>	Petrov, ITA								<b>theoretical besttime: 1:40.573</b>								
1	2:01.469	39.125	151	49.751	178	32.593	183	216	9	1:40.972	21.933	152	48.175	183	<b>30.864</b>	<b>190</b>	225
2	1:43.137	22.709	149	48.827	180	31.601	187	225	10	1:41.049	21.809	152	48.066	183	31.174	188	227
3	1:43.008	22.246	150	48.948	153	31.814	188	223	11	1:41.031	<b>21.763</b>	<b>152</b>	48.090	171	31.178	188	225
4	1:41.733	22.141	151	48.386	182	31.206	188	226	12	1:41.587	21.830	153	48.278	177	31.479	188	<b>227</b>
5	1:41.483	22.032	151	48.238	181	31.213	188	226	13	1:41.054	21.916	149	48.229	181	30.909	190	224
6	1:46.460	21.962	152	48.148	180	36.350	53	227	14	1:41.202	22.165	152	48.060	182	30.977	188	224
7	5:19.662	3:54.417	148	51.162	175	34.083	180	204	15	1:41.061	21.898	149	48.244	182	30.919	189	225
8	1:46.284	26.187	151	48.663	181	31.434	188	225	16	<b>1:40.761</b>	21.816	152	<b>47.946</b>	<b>183</b>	30.999	189	225

<b>42</b>	Hoogenboom, NLD								<b>theoretical besttime: 1:41.647</b>								
1	2:34.849	1:11.996	147	50.369	175	32.484	185	213	8	8:00.031	6:31.063	128	56.102	176	32.866	165	191
2	1:45.314	22.620	150	48.800	180	33.894	185	<b>225</b>	9	1:48.023	25.218	150	49.737	155	33.068	187	223
3	1:43.305	22.440	150	49.224	180	31.641	183	222	10	1:43.692	22.268	150	49.455	172	31.969	188	225
4	1:42.122	22.192	150	48.614	180	31.316	187	221	11	1:42.542	22.044	151	<b>48.448</b>	<b>182</b>	32.050	180	224
5	1:41.966	22.138	149	48.519	181	31.309	184	224	12	1:43.748	23.369	149	48.959	181	31.420	188	223
6	1:41.905	22.049	150	48.512	180	31.344	186	222	13	<b>1:41.734</b>	22.046	149	48.505	181	<b>31.183</b>	<b>188</b>	224
7	1:47.550	22.186	149	48.559	180	36.805	55	223	14	1:43.087	<b>22.016</b>	<b>152</b>	48.686	181	32.385	187	224



# ADAC Formel 4

## Sector List Free Practice 2



Provisional

**DMSB** Reg. Nr.: 282/17



Hockenheimring, Length: 4574m

Air temperature: 22.29°C

Track temperature: 22.11°C

Weather condition: Dry

Friday, September 22, 2017 14:05:00

Lap	Time	SE1	SP1	SE2	SP2	SE3	SP3	TSP	Lap	Time	SE1	SP1	SE2	SP2	SE3	SP3	TSP
<b>44 Vips, ITA</b>									<b>theoretical besttime: 1:41.112</b>								
1	2:23.217	45.431	149	50.868	179	46.918	35	215	9	1:43.017	22.992	152	48.613	180	31.412	187	222
2	2:32.946	1:11.872	150	49.640	179	31.434	186	210	10	<b>1:41.194</b>	22.003	151	<b>48.223</b>	<b>181</b>	30.968	186	224
3	1:42.498	22.356	150	48.789	180	31.353	187	221	11	1:41.300	22.107	152	48.302	181	<b>30.891</b>	<b>188</b>	223
4	1:42.687	22.194	150	48.834	179	31.659	186	222	12	1:42.365	22.344	152	48.316	184	31.705	187	<b>225</b>
5	1:43.536	23.313	151	48.834	180	31.389	184	223	13	1:41.326	22.125	150	48.276	181	30.925	188	222
6	1:49.398	22.379	152	48.707	179	38.312	49	221	14	1:41.301	<b>21.998</b>	<b>151</b>	48.238	180	31.065	188	223
7	5:31.902	4:05.302	134	52.762	173	33.838	180	206	15	1:41.492	22.057	151	48.288	182	31.147	187	223
8	1:53.242	24.123	147	57.674	176	31.445	<b>188</b>	187									

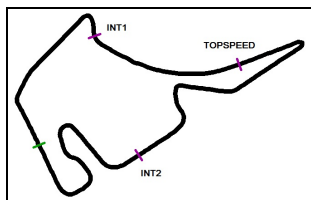
Lap	Time	SE1	SP1	SE2	SP2	SE3	SP3	TSP	Lap	Time	SE1	SP1	SE2	SP2	SE3	SP3	TSP
<b>79 Malukas, LTU</b>									<b>theoretical besttime: 1:41.362</b>								
1	2:13.986	49.666	148	51.981	173	32.339	176	192	9	1:42.081	22.331	152	48.435	181	31.315	189	223
2	1:44.594	23.167	149	49.480	179	31.947	185	221	10	<b>1:41.362</b>	<b>22.050</b>	<b>151</b>	<b>48.269</b>	<b>182</b>	<b>31.043</b>	<b>188</b>	225
3	1:43.139	22.543	150	48.988	180	31.608	186	220	11	1:41.543	22.061	152	48.364	180	31.118	187	223
4	1:42.351	22.405	151	48.579	180	31.367	186	222	12	1:41.686	22.214	151	48.411	182	31.061	190	222
5	1:42.694	22.486	151	48.694	180	31.514	183	222	13	1:42.000	22.117	152	48.553	182	31.330	189	<b>225</b>
6	1:47.797	22.611	151	48.739	180	36.447	54	224	14	1:42.539	22.594	148	48.685	180	31.260	188	221
7	5:46.644	4:19.367	139	54.424	164	32.853	177	183	15	1:41.999	22.247	151	48.561	181	31.191	187	223
8	1:44.814	23.240	151	49.978	181	31.596	188	209									

Lap	Time	SE1	SP1	SE2	SP2	SE3	SP3	TSP	Lap	Time	SE1	SP1	SE2	SP2	SE3	SP3	TSP
<b>80 Estner, DEU</b>									<b>theoretical besttime: 1:41.244</b>								
1	2:18.503	52.190	151	54.216	174	32.097	186	161	9	1:45.912	23.159	153	49.852	176	32.901	188	213
2	1:42.883	22.575	152	48.635	181	31.673	187	222	10	1:48.120	22.165	153	54.576	182	31.379	188	171
3	1:45.302	22.453	150	48.898	134	33.951	187	224	11	1:41.332	22.110	154	48.133	183	31.089	187	224
4	1:41.994	22.326	152	48.292	181	31.376	187	224	12	1:41.456	22.152	153	48.143	183	31.161	188	225
5	1:41.686	22.164	152	48.083	182	31.439	185	225	13	1:42.417	<b>22.078</b>	<b>152</b>	48.415	145	31.924	188	224
6	1:41.614	22.204	152	48.160	182	31.250	187	225	14	<b>1:41.283</b>	22.117	152	<b>48.081</b>	<b>183</b>	<b>31.085</b>	<b>189</b>	225
7	1:47.553	22.301	151	48.294	182	36.958	54	225	15	1:42.163	22.173	152	48.452	183	31.538	187	225
8	4:37.033	3:09.994	137	54.522	174	32.517	182	156	16	1:41.759	22.090	153	48.118	183	31.551	186	<b>228</b>

Lap	Time	SE1	SP1	SE2	SP2	SE3	SP3	TSP	Lap	Time	SE1	SP1	SE2	SP2	SE3	SP3	TSP
<b>81 Waldherr, DEU</b>									<b>theoretical besttime: 1:41.433</b>								
1	2:30.491	57.883	142	58.779	160	33.829	179	164	7	1:47.512	22.282	152	<b>48.271</b>	<b>181</b>	36.959	52	<b>224</b>
2	1:53.853	24.117	150	56.102	177	33.634	169	186	8	5:11.145	3:39.150	138	57.929	164	34.066	183	156
3	1:53.064	24.304	150	56.015	177	32.745	185	141	9	1:43.928	22.998	151	49.245	181	31.685	188	218
4	1:42.857	22.547	151	48.762	180	31.548	186	221	10	<b>1:41.481</b>	22.153	152	48.274	183	<b>31.054</b>	<b>188</b>	223
5	1:42.140	22.193	151	48.536	182	31.411	186	222	11	2:49.446	42.769	97	1:16.381	166	50.296	44	120
6	1:42.003	<b>22.108</b>	151	48.514	182	31.381	187	223									

Lap	Time	SE1	SP1	SE2	SP2	SE3	SP3	TSP	Lap	Time	SE1	SP1	SE2	SP2	SE3	SP3	TSP
<b>98 Piro, DEU</b>									<b>theoretical besttime: 1:41.155</b>								
1	2:53.984	1:29.165	149	51.366	165	33.453	182	214	9	1:42.142	22.399	152	48.461	182	31.282	189	223
2	1:47.651	23.375	151	52.028	174	32.248	185	199	10	1:41.483	22.048	151	48.331	182	31.104	189	224
3	1:42.812	22.617	150	48.732	180	31.463	187	220	11	<b>1:41.155</b>	<b>21.937</b>	<b>151</b>	<b>48.163</b>	<b>183</b>	<b>31.055</b>	<b>188</b>	<b>225</b>
4	1:42.166	22.258	151	48.605	180	31.303	188	223	12	1:46.111	22.035	150	50.749	164	33.327	188	223
5	1:41.927	22.142	150	48.459	182	31.326	188	223	13	1:41.555	22.080	150	48.321	182	31.154	188	223
6	1:47.910	22.197	151	48.396	182	37.317	51	223	14	1:41.877	22.071	151	48.380	181	31.426	188	222
7	4:25.646	2:59.489	136	52.143	175	34.014	184	221	15	1:47.745	22.198	150	48.286	180	37.261	54	223
8	1:44.731	23.541	<b>152</b>	49.325	181	31.865	189	219									

Lap	Time	SE1	SP1	SE2	SP2	SE3	SP3	TSP	Lap	Time	SE1	SP1	SE2	SP2	SE3	SP3	TSP
<b>99 Weerts, BEL</b>									<b>theoretical besttime: 1:41.077</b>								
1	2:11.551	46.503	147	52.343	159	32.705	171	183	9	1:44.680	23.024	150	50.226	175	31.430	188	213
2	1:48.226	23.401	<b>152</b>	51.049	178	33.776	188	194	10	1:41.765	22.088	151	48.347	182	31.330	188	<b>225</b>
3	1:43.535	22.449	149	48.638	181	32.448	181	220	11	1:41.801	22.091	151	48.439	181	31.271	187	223
4	1:43.461	23.133	149	48.762	178	31.566	185	221	12	1:41.642	22.012	150	48.570	181	<b>31.060</b>	<b>187</b>	223
5	1:42.041	22.224	150	48.476	179	31.341	185	222	13	<b>1:41.340</b>	21.925	151	48.276	182	31.139	188	224
6	1:42.134	22.140	151	48.610	180	31.384	187	224	14	1:41.366	22.040	151	48.172	181	31.154	188	224
7	1:49.564	23.558	152	48.650	<b>182</b>	37.356	51	219	15	1:41.665	<b>21.924</b>	<b>150</b>	<b>48.093</b>	<b>182</b>	31.648	188	225
8	6:26.971	5:01.293	127	53.237	168	32.441	181	194									



Hockenheimring, Length: 4574m

Air temperature: 22.29°C

Track temperature: 22.11°C

Weather condition: Dry

# ADAC Formel 4

## Top speed list Free Practice 2

Provisional

**DMSB** Reg. Nr.: 282/17

Friday, September 22, 2017 14:05:00



#	Name (NAT)	Team	Car name	Speed	Lap	Race time
3	Louis Gachot (GBR)	Van Amersfoort Racing (NLD)	ADAC Formel 4 powered by Abarth	229.78	11	21:34.508
80	Andreas Estner (DEU)	Neuhauser Racing Team (AUT)	ADAC Formel 4 powered by Abarth	228.32	16	29:55.503
1	Felipe Drugovich (ITA)	Van Amersfoort Racing (NLD)	ADAC Formel 4 powered by Abarth	227.84	3	4:21.925
9	Marcus Armstrong (ITA)	Prema Powerteam SRL (ITA)	ADAC Formel 4 powered by Abarth	227.84	6	10:25.983
13	Fabio Scherer (CHE)	US Racing (DEU)	ADAC Formel 4 powered by Abarth	227.84	8	21:00.350
41	Artem Petrov (ITA)	Van Amersfoort Racing (NLD)	ADAC Formel 4 powered by Abarth	227.84	12	23:22.371
27	Nicklas Nielsen (DNK)	US Racing (DEU)	ADAC Formel 4 powered by Abarth	227.36	9	21:34.168
18	Julian Hanses (DEU)	US Racing (DEU)	ADAC Formel 4 powered by Abarth	227.36	10	21:42.149
2	Frederik Vesti (DNK)	Van Amersfoort Racing (NLD)	ADAC Formel 4 powered by Abarth	226.41	14	28:41.252
5	Lirim Zendeli (DEU)	ADAC Berlin-Brandenburg e.V. (DEU)	ADAC Formel 4 powered by Abarth	225.94	5	7:50.611
7	Oliver Söderström (SWE)	ADAC Berlin-Brandenburg e.V. (DEU)	ADAC Formel 4 powered by Abarth	225.94	8	21:11.591
79	David Malukas (LTU)	Motopark (DEU)	ADAC Formel 4 powered by Abarth	225.94	13	25:49.143
33	Jonathan Aberdein (DEU)	Motopark (DEU)	ADAC Formel 4 powered by Abarth	225.46	6	9:36.799
4	Sophia Flörsch (DEU)	ADAC Berlin-Brandenburg e.V. (DEU)	ADAC Formel 4 powered by Abarth	225.46	8	21:18.871
99	Charles Weerts (BEL)	Motopark (DEU)	ADAC Formel 4 powered by Abarth	225.46	10	21:28.637
28	Kim Luis Schramm (DEU)	US Racing (DEU)	ADAC Formel 4 powered by Abarth	225.46	11	24:29.245
44	Juri Vips (ITA)	Prema Powerteam SRL (ITA)	ADAC Formel 4 powered by Abarth	225.46	12	25:01.552
6	Tom Beckhäuser (CZE)	ADAC Berlin-Brandenburg e.V. (DEU)	ADAC Formel 4 powered by Abarth	225.46	14	26:46.191
42	Leonard Hoogenboom (NLD)	Motopark (DEU)	ADAC Formel 4 powered by Abarth	225.00	2	3:11.873
98	Cedric Piro (DEU)	Team Piro Sports Interdental (DEU)	ADAC Formel 4 powered by Abarth	225.00	11	21:46.738
81	Michael Waldherr (DEU)	Neuhauser Racing Team (AUT)	ADAC Formel 4 powered by Abarth	224.06	7	12:01.090
10	Richard Wagner (DEU)	Lechner Racing (AUT)	ADAC Formel 4 powered by Abarth	224.06	11	22:09.755
11	Mick Wishofer (AUT)	Lechner Racing (AUT)	ADAC Formel 4 powered by Abarth	224.06	12	23:40.335
25	Dou Reid Ghattas (DEU)	Team Piro Sports Interdental (DEU)	ADAC Formel 4 powered by Abarth	222.22	7	11:53.057