



# ADAC Formel 4

## Result List Free Practice 1



Provisional

**DMSB** Reg. Nr.: 282/17



Hockenheimring, Length: 4574m

Air temperature: 15.22°C

Track temperature: 12.39°C

Weather condition: Dry

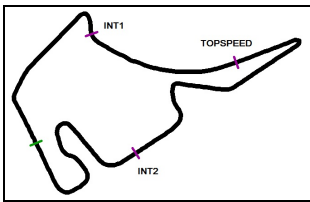
Friday, September 22, 2017 9:50:00

started : 24      classified : 24      not classified : 0

Nr.	Drivers	Team	Lap	Best Time	Gap	Diff	Kph	Day Time
Cl.	Car	Competitor						
1	13 F.Scherer(CHE) ADAC Formel 4 powered by Abarth	(T) US Racing(DEU) US Racing	13	1:40.946			163.1	10:18:53
2	33 J.Aberdein(DEU) ADAC Formel 4 powered by Abarth	(T) Motopark(DEU) Motopark	15	1:41.020	0.074	0.074	163.0	10:22:49
3	1 F.Drugovich(ITA) ADAC Formel 4 powered by Abarth	(T) Van Amersfoort Racing(NLD) Van Amersfoort Racing	14	1:41.077	0.131	0.057	162.9	10:21:37
4	2 F.Vesti(DNK) ADAC Formel 4 powered by Abarth	(T) Van Amersfoort Racing(NLD) Van Amersfoort Racing	14	1:41.170	0.224	0.093	162.7	10:20:32
5	5 L.Zendeli(DEU) ADAC Formel 4 powered by Abarth	(T) ADAC Berlin-Brandenburg e.V.(DEU) ADAC Berlin-Brandenburg e.V.	13	1:41.209	0.263	0.039	162.6	10:21:29
6	98 C.Piro(DEU) ADAC Formel 4 powered by Abarth	(T) Team Piro Sports Interdental(DEU) Team Piro Sports Interdental	15	1:41.247	0.301	0.038	162.6	10:22:56
7	27 N.Nielsen(DNK) ADAC Formel 4 powered by Abarth	(T) US Racing(DEU) US Racing	13	1:41.269	0.323	0.022	162.6	10:20:50
8	18 J.Hanses(DEU) ADAC Formel 4 powered by Abarth	US Racing(DEU) US Racing	14	1:41.345	0.399	0.076	162.4	10:22:05
9	80 A.Estner(DEU) ADAC Formel 4 powered by Abarth	(T) Neuhauser Racing Team(AUT) Neuhauser Racing Team	15	1:41.373	0.427	0.028	162.4	10:20:58
10	41 A.Petrov(ITA) ADAC Formel 4 powered by Abarth	Van Amersfoort Racing(NLD) Van Amersfoort Racing	17	1:41.429	0.483	0.056	162.3	10:24:37
11	44 J.Vips(ITA) ADAC Formel 4 powered by Abarth	(T) Prema Powerteam SRL(ITA) Prema Powerteam SRL	15	1:41.452	0.506	0.023	162.3	10:21:31
12	3 L.Gachot(GBR) ADAC Formel 4 powered by Abarth	Van Amersfoort Racing(NLD) Van Amersfoort Racing	14	1:41.473	0.527	0.021	162.2	10:18:49
13	28 K.Schramm(DEU) ADAC Formel 4 powered by Abarth	US Racing(DEU) US Racing	7	1:41.510	0.564	0.037	162.2	10:02:22
14	42 L.Hoogenboom(NLD) ADAC Formel 4 powered by Abarth	Motopark(DEU) Motopark	14	1:41.597	0.651	0.087	162.0	10:20:56
15	9 M.Armstrong(ITA) ADAC Formel 4 powered by Abarth	(T) Prema Powerteam SRL(ITA) Prema Powerteam SRL	15	1:41.642	0.696	0.045	162.0	10:22:28
16	4 S.Flörsch(DEU) ADAC Formel 4 powered by Abarth	ADAC Berlin-Brandenburg e.V.(DEU) ADAC Berlin-Brandenburg e.V.	13	1:41.716	0.770	0.074	161.8	10:19:04
17	81 M.Waldherr(DEU) ADAC Formel 4 powered by Abarth	(T) Neuhauser Racing Team(AUT) Neuhauser Racing Team	16	1:41.808	0.862	0.092	161.7	10:24:33
18	79 D.Malukas(LTU) ADAC Formel 4 powered by Abarth	(T) Motopark(DEU) Motopark	15	1:41.908	0.962	0.100	161.5	10:22:48
19	11 M.Wishofer(AUT) R ADAC Formel 4 powered by Abarth	(T) Lechner Racing(AUT) Lechner Racing	15	1:42.051	1.105	0.143	161.3	10:21:18
20	7 O.Söderström(SWE) ADAC Formel 4 powered by Abarth	(T) ADAC Berlin-Brandenburg e.V.(DEU) ADAC Berlin-Brandenburg e.V.	12	1:42.117	1.171	0.066	161.2	10:19:00
21	99 C.Weerts(BEL) R ADAC Formel 4 powered by Abarth	Motopark(DEU) Motopark	5	1:42.528	1.582	0.411	160.6	10:01:15
22	10 R.Wagner(DEU) R ADAC Formel 4 powered by Abarth	(T) Lechner Racing(AUT) Lechner Racing	14	1:42.727	1.781	0.199	160.2	10:19:21
23	25 D.Ghattas(DEU) R ADAC Formel 4 powered by Abarth	(T) Team Piro Sports Interdental(DEU) Team Piro Sports Interdental	14	1:43.164	2.218	0.437	159.6	10:21:39
24	6 T.Beckhäuser(CZE) R ADAC Formel 4 powered by Abarth	ADAC Berlin-Brandenburg e.V.(DEU) ADAC Berlin-Brandenburg e.V.	10	1:43.529	2.583	0.365	159.0	10:21:27

T = nominated for the team classification

Subject to final scrutineering!



Hockenheimring, Length: 4574m  
Air temperature: 15.22°C  
Track temperature: 12.39°C  
Weather condition: Dry

# ADAC Formel 4

## Result List Free Practice 1

Provisional

**DMSB** Reg. Nr.: 282/17

Friday, September 22, 2017 9:50:00



**started : 24      classified : 24      not classified : 0**

Nr. Drivers	Team	Lap	Best Time	Gap	Diff	Kph	Day Time
Cl. Car	Competitor						

Publication time:

Clerk of the Course:

Timekeeper: Steffen Ruhl



Hockenheimring, Length: 4574m

Air temperature: 15.22°C

Track temperature: 12.39°C

Weather condition: Dry

# ADAC Formel 4

## Sector List Free Practice 1

Provisional

**DMSB** Reg. Nr.: 282/17

Friday, September 22, 2017 9:50:00



Lap	Time	SE1	SP1	SE2	SP2	SE3	SP3	TSP	Lap	Time	SE1	SP1	SE2	SP2	SE3	SP3	TSP
<b>1 Drugovich, ITA</b>									<b>theoretical besttime: 1:41.062</b>								
1	1:55.650	32.206	148	51.090	173	32.354	182	200	9	9:06.552	7:45.853	151	49.133	181	31.566	189	216
2	1:43.714	22.787	151	49.160	181	31.767	185	209	10	1:41.480	22.121	151	48.124	184	31.235	189	223
3	1:42.229	22.368	152	48.490	183	31.371	190	221	11	1:41.235	21.994	152	48.102	183	<b>31.139</b>	<b>190</b>	223
4	1:41.609	22.058	151	48.248	184	31.303	189	222	12	1:41.234	22.063	151	47.959	183	31.212	190	223
5	1:41.544	22.106	151	48.235	183	31.203	189	222	13	1:42.572	22.044	151	48.438	182	32.090	187	<b>226</b>
6	1:41.372	22.049	152	48.133	184	31.190	188	222	14	<b>1:41.077</b>	<b>21.989</b>	<b>152</b>	47.948	184	31.140	189	224
7	1:41.618	22.078	152	48.127	184	31.413	189	222	15	1:46.799	22.122	152	48.039	184	36.638	56	224
8	1:54.865	22.004	151	<b>47.934</b>	184	44.927	34	223	16	2:45.074	1:12.757	152	49.366	170	42.951	56	222

<b>2 Vesti, DNK</b>									<b>theoretical besttime: 1:41.022</b>								
1	2:32.867	59.464	146	52.758	173	40.645	54	179	10	1:41.708	22.178	152	48.258	183	31.272	189	221
2	2:17.729	55.207	151	50.061	178	32.461	184	216	11	1:41.318	22.032	153	48.164	183	31.122	189	221
3	1:43.186	22.712	152	48.877	182	31.597	186	219	12	1:41.308	<b>21.949</b>	<b>151</b>	48.223	182	31.136	189	221
4	1:42.615	22.560	150	48.689	181	31.366	187	219	13	1:41.223	21.988	151	48.128	183	31.107	188	221
5	1:41.820	22.105	151	48.416	183	31.299	187	220	14	<b>1:41.170</b>	22.010	152	<b>48.003</b>	<b>183</b>	31.157	189	<b>222</b>
6	1:42.869	22.146	150	48.814	182	31.909	188	220	15	1:41.891	22.049	152	48.470	182	31.372	189	222
7	1:49.950	22.184	151	48.261	<b>183</b>	39.505	54	221	16	1:41.348	22.026	151	48.252	182	<b>31.070</b>	<b>188</b>	221
8	6:52.141	5:31.692	152	48.810	180	31.639	188	219	17	2:07.100	24.256	129	59.768	173	43.076	31	144
9	1:42.165	22.243	151	48.518	183	31.404	187	219									

<b>3 Gachot, GBR</b>									<b>theoretical besttime: 1:41.330</b>								
1	1:57.755	33.933	148	51.372	174	32.450	183	201	10	1:44.226	23.194	122	49.643	180	31.389	188	216
2	1:44.015	22.802	151	49.468	181	31.745	187	217	11	1:41.870	22.182	152	48.493	183	31.195	188	220
3	1:42.859	22.381	151	48.878	182	31.600	187	219	12	1:41.597	22.072	152	<b>48.281</b>	<b>182</b>	31.244	188	220
4	1:42.807	22.681	151	48.779	<b>183</b>	31.347	188	220	13	1:41.643	22.058	151	48.434	182	31.151	189	220
5	1:42.107	22.224	151	48.609	182	31.274	188	219	14	<b>1:41.473</b>	<b>22.010</b>	<b>151</b>	48.424	182	<b>31.039</b>	<b>188</b>	220
6	1:42.147	22.190	151	48.553	183	31.404	187	219	15	1:48.542	22.162	152	48.414	182	37.966	49	221
7	1:42.244	22.183	151	48.641	182	31.420	187	219	16	4:01.411	2:40.047	152	49.745	180	31.619	188	<b>225</b>
8	1:52.019	22.215	152	48.474	181	41.330	33	221	17	2:03.525	22.259	152	53.338	146	47.928	33	196
9	6:12.417	4:51.123	150	49.626	179	31.668	188	208	18								

<b>4 Flörsch, DEU</b>									<b>theoretical besttime: 1:41.528</b>								
1	3:45.271	2:17.597	145	54.579	175	33.095	181	180	9	1:42.469	22.406	151	48.699	183	31.364	187	219
2	1:43.960	23.179	151	48.963	180	31.818	187	219	10	1:42.063	22.261	151	48.596	183	31.206	187	219
3	1:43.066	22.468	150	48.871	182	31.727	187	219	11	1:41.937	22.269	150	48.430	182	31.238	188	220
4	1:43.041	22.405	151	49.077	179	31.559	189	219	12	1:41.763	<b>22.173</b>	<b>152</b>	48.372	182	31.218	189	220
5	1:42.199	22.327	151	48.484	<b>183</b>	31.388	189	<b>222</b>	13	<b>1:41.716</b>	22.234	151	<b>48.269</b>	<b>182</b>	31.213	189	221
6	1:42.215	22.285	151	48.569	182	31.361	188	221	14	1:44.323	22.243	152	50.994	183	<b>31.086</b>	<b>189</b>	186
7	2:07.605	22.569	152	53.559	163	51.477	41	171	15	1:51.457	23.905	150	49.632	182	37.920	46	202
8	6:06.117	4:45.189	150	49.232	180	31.696	187	218	16								

<b>5 Zendeli, DEU</b>									<b>theoretical besttime: 1:41.209</b>								
1	4:13.542	2:47.827	145	52.787	173	32.928	181	200	9	2:02.833	27.311	141	1:02.003	160	33.519	188	142
2	1:47.790	23.189	151	50.175	178	34.426	189	205	10	1:42.439	22.743	153	48.340	183	31.356	190	220
3	1:42.415	22.408	153	48.629	183	31.378	189	221	11	1:42.063	22.140	154	48.204	183	31.719	188	222
4	1:46.195	22.285	153	48.226	184	35.684	189	<b>224</b>	12	1:47.057	26.081	152	49.666	183	31.310	190	211
5	1:42.283	22.662	<b>154</b>	48.342	<b>183</b>	31.279	189	220	13	<b>1:41.209</b>	<b>22.078</b>	<b>153</b>	<b>47.947</b>	<b>184</b>	<b>31.184</b>	<b>189</b>	222
6	1:41.448	22.107	153	48.149	<b>184</b>	31.192	189	223	14	1:45.091	22.086	154	51.391	181	31.614	189	223
7	2:12.242	22.349	149	54.813	160	55.080	36	196	15	1:41.477	22.132	153	48.157	183	31.188	190	223
8	7:27.677	6:04.078	149	50.226	180	33.373	188	204	16	2:17.559	34.079	96	1:01.446	159	42.034	56	157

<b>6 Beckhäuser, CZE</b>									<b>theoretical besttime: 1:43.420</b>								
1	4:53.411	3:21.132	140	53.675	171	38.604	177	192	8	1:44.935	23.322	152	49.373	178	32.240	186	217
2	1:50.837	24.675	149	50.481	175	35.681	185	214	9	1:44.443	22.935	152	49.066	179	32.442	187	219
3	1:46.664	23.696	151	49.658	179	33.310	185	219	10	<b>1:43.529</b>	22.670	151	<b>48.802</b>	<b>181</b>	<b>32.057</b>	<b>185</b>	220
4	1:46.951	24.219	151	49.852	179	32.880	185	216	11	1:49.558	22.647	152	54.747	181	32.164	186	221
5	1:50.883	23.183	150	53.921	179	33.779	186	218	12	1:44.863	<b>22.561</b>	<b>151</b>	50.079	182	32.223	187	<b>222</b>
6	1:55.039	23.207	151	49.355	180	42.477	40	220	13	2:18.310	31.999	132	59.770	160	46.541	49	168
7	12:09.916	10:46.904	150	50.285	175	32.727	185	212									





# ADAC Formel 4

## Sector List Free Practice 1



Provisional

**DMSB** Reg. Nr.: 282/17

Friday, September 22, 2017 9:50:00



Hockenheimring, Length: 4574m

Air temperature: 15.22°C

Track temperature: 12.39°C

Weather condition: Dry

Lap	Time	SE1	SP1	SE2	SP2	SE3	SP3	TSP	Lap	Time	SE1	SP1	SE2	SP2	SE3	SP3	TSP
<b>7 Söderström, SWE</b>									<b>theoretical besttime: 1:41.979</b>								
1	2:39.377	1:13.014	140	52.290	176	34.073	179	201	9	1:42.723	22.573	152	48.505	183	31.645	188	221
2	1:54.698	23.700	150	50.556	178	40.442	49	198	10	1:42.128	22.350	153	<b>48.291</b>	<b>184</b>	31.487	187	222
3	5:16.195	3:52.533	144	51.574	178	32.088	186	206	11	1:42.135	22.307	151	48.387	183	31.441	188	221
4	1:44.297	23.271	149	49.118	181	31.908	186	220	12	<b>1:42.117</b>	<b>22.288</b>	<b>152</b>	48.429	181	<b>31.400</b>	<b>187</b>	<b>224</b>
5	1:42.857	22.677	151	48.498	182	31.682	186	222	13	1:42.315	22.409	152	48.487	181	31.419	187	221
6	2:08.785	29.117	132	54.681	160	44.987	44	181	14	1:42.198	22.315	150	48.416	182	31.467	187	222
7	5:01.755	3:40.061	150	49.492	178	32.202	185	216	15	1:52.866	22.625	152	48.614	183	41.627	51	222
8	1:43.029	22.686	150	48.568	182	31.775	187	222									

Lap	Time	SE1	SP1	SE2	SP2	SE3	SP3	TSP	Lap	Time	SE1	SP1	SE2	SP2	SE3	SP3	TSP
<b>9 Armstrong, ITA</b>									<b>theoretical besttime: 1:41.499</b>								
1	2:09.263	42.034	131	53.409	173	33.820	181	197	9	7:09.041	5:43.548	148	51.417	99	34.076	187	203
2	1:59.672	23.649	149	50.633	174	45.390	53	207	10	1:41.827	22.288	151	48.342	183	31.197	188	222
3	2:08.879	46.981	148	50.008	181	31.890	188	208	11	1:41.764	22.133	151	48.310	183	31.321	187	221
4	1:42.695	22.561	150	48.660	182	31.474	187	<b>225</b>	12	1:41.693	22.191	151	<b>48.228</b>	<b>182</b>	31.274	189	222
5	1:42.660	22.744	149	48.594	182	31.322	187	219	13	1:41.778	22.099	151	48.411	183	31.268	189	223
6	1:42.216	22.417	150	48.501	183	31.298	188	223	14	1:41.790	22.145	151	48.396	181	31.249	190	222
7	1:41.662	22.146	151	48.343	182	<b>31.173</b>	189	220	15	<b>1:41.642</b>	<b>22.098</b>	<b>152</b>	48.343	181	31.201	188	222
8	2:01.534	24.614	135	52.529	170	44.391	46	197	16	1:51.761	22.620	137	49.841	165	39.300	56	219

Lap	Time	SE1	SP1	SE2	SP2	SE3	SP3	TSP	Lap	Time	SE1	SP1	SE2	SP2	SE3	SP3	TSP
<b>10 Wagner, DEU</b>									<b>theoretical besttime: 1:42.675</b>								
1	2:22.618	49.711	133	58.262	171	34.645	182	136	10	1:43.837	22.694	149	48.953	180	32.190	184	219
2	1:46.652	23.657	149	49.990	178	33.005	187	214	11	1:43.656	22.630	148	48.952	179	32.074	186	220
3	1:45.736	23.188	149	50.319	179	32.229	185	219	12	1:42.906	22.406	150	<b>48.721</b>	<b>181</b>	31.779	187	220
4	1:44.693	22.903	149	48.841	181	32.949	186	219	13	1:44.107	22.436	149	49.889	178	31.782	188	220
5	1:43.873	22.728	147	49.145	181	32.000	184	219	14	<b>1:42.727</b>	<b>22.331</b>	<b>149</b>	48.773	182	<b>31.623</b>	<b>186</b>	220
6	1:43.971	22.803	<b>150</b>	49.003	180	32.165	186	220	15	1:43.057	22.413	149	48.808	181	31.836	181	219
7	1:45.318	22.744	148	49.984	181	32.590	185	<b>221</b>	16	1:43.564	22.723	148	49.058	181	31.783	184	219
8	1:59.918	22.739	148	50.195	181	46.984	54	219	17	1:43.315	22.350	149	48.738	182	32.227	188	220
9	5:50.516	4:26.598	147	49.637	180	34.281	185	217	18	2:03.304	25.925	147	52.760	158	44.619	54	215

Lap	Time	SE1	SP1	SE2	SP2	SE3	SP3	TSP	Lap	Time	SE1	SP1	SE2	SP2	SE3	SP3	TSP
<b>11 Wishofer, AUT</b>									<b>theoretical besttime: 1:41.864</b>								
1	2:15.639	45.850	135	56.270	158	33.519	175	163	10	1:42.817	22.575	145	48.794	183	31.448	188	222
2	1:45.152	23.042	150	50.191	179	31.919	186	198	11	1:42.640	22.503	151	48.651	180	31.486	187	222
3	1:43.632	23.150	150	48.855	181	31.627	<b>189</b>	219	12	1:42.336	22.228	151	48.444	182	31.664	187	221
4	1:43.575	22.454	148	48.588	180	32.533	186	<b>224</b>	13	1:44.339	22.192	151	48.586	181	33.561	188	219
5	1:42.764	22.438	150	48.762	180	31.564	186	220	14	1:42.452	22.242	149	48.771	182	31.439	189	222
6	1:43.917	22.388	149	49.907	178	31.622	188	221	15	<b>1:42.051</b>	22.246	152	<b>48.294</b>	<b>182</b>	31.511	188	223
7	1:42.221	<b>22.183</b>	151	48.651	182	<b>31.387</b>	187	221	16	1:50.987	22.291	150	48.526	182	40.170	53	221
8	1:58.971	22.294	150	48.478	181	48.199	55	220	17	3:03.653	1:26.835	148	51.897	164	44.921	55	213
9	6:24.808	4:57.892	148	54.951	174	31.965	188	187									

Lap	Time	SE1	SP1	SE2	SP2	SE3	SP3	TSP	Lap	Time	SE1	SP1	SE2	SP2	SE3	SP3	TSP
<b>13 Scherer, CHE</b>									<b>theoretical besttime: 1:40.926</b>								
1	2:03.869	38.406	148	53.072	175	32.391	184	186	9	7:58.709	6:38.515	151	48.880	178	31.314	187	219
2	1:44.863	22.770	151	49.636	177	32.457	188	214	10	1:41.485	22.257	153	48.031	184	31.197	189	224
3	1:42.319	22.416	151	48.583	183	31.320	189	222	11	1:41.145	22.085	153	47.952	184	31.108	189	224
4	1:41.649	22.084	151	48.304	<b>184</b>	31.261	<b>190</b>	<b>224</b>	12	1:41.026	22.063	152	47.935	184	<b>31.028</b>	<b>190</b>	224
5	1:41.983	22.288	<b>154</b>	48.411	183	31.284	190	224	13	<b>1:40.946</b>	<b>22.004</b>	<b>152</b>	<b>47.894</b>	<b>184</b>	31.048	189	223
6	1:41.574	22.103	151	48.280	183	31.191	188	221	14	1:49.332	23.259	152	48.102	183	37.971	55	223
7	1:41.361	22.096	152	48.127	184	31.138	187	222	15	5:18.220	3:39.343	151	48.821	180	50.056	38	219
8	1:52.070	22.063	152	48.035	183	41.972	39	223									

Lap	Time	SE1	SP1	SE2	SP2	SE3	SP3	TSP	Lap	Time	SE1	SP1	SE2	SP2	SE3	SP3	TSP
<b>18 Hanses, DEU</b>									<b>theoretical besttime: 1:41.295</b>								
1	2:14.053	43.440	148	57.165	149	33.448	185	160	9	9:04.344	7:39.598	149	52.921	169	31.825	188	186
2	1:45.727	22.673	151	51.294	181	31.760	187	219	10	1:41.921	22.157	151	48.495	183	31.269	189	220
3	1:43.688	22.407	150	48.876	<b>183</b>	32.405	186	220	11	1:43.104	21.959	151	49.377	171	31.768	188	220
4	1:45.554	22.812	149	51.234	178	31.508	189	221	12	1:41.684	21.967	151	48.587	182	31.130	188	220
5	1:42.410	22.245	152	48.645	183	31.520	189	221	13	1:41.629	22.027	151	48.489	183	31.113	189	221
6	1:41.917	22.163	151	48.627	183	31.127	188	<b>225</b>	14	<b>1:41.345</b>	21.979	152	<b>48.353</b>	<b>183</b>	<b>31.013</b>	<b>188</b>	222
7	1:41.449	21.968	151	48.450	183	31.031	188	220	15	1:47.890	<b>21.929</b>	<b>151</b>	48.434	183	37.527	55	221
8	1:56.321	21.963	<b>152</b>	48.544	182	45.814	47	220									



# ADAC Formel 4

## Sector List Free Practice 1



Provisional

**DMSB** Reg. Nr.: 282/17

Friday, September 22, 2017 9:50:00



Hockenheimring, Length: 4574m

Air temperature: 15.22°C

Track temperature: 12.39°C

Weather condition: Dry

Lap	Time	SE1	SP1	SE2	SP2	SE3	SP3	TSP	Lap	Time	SE1	SP1	SE2	SP2	SE3	SP3	TSP
-----	------	-----	-----	-----	-----	-----	-----	-----	-----	------	-----	-----	-----	-----	-----	-----	-----

### 25 Ghattas, DEU

theoretical besttime: 1:43.032

1	2:44.715	1:15.866	149	55.191	173	33.658	181	177	10	1:44.134	22.615	150	49.566	180	31.953	186	216
2	1:46.987	23.390	140	50.691	177	32.906	182	210	11	1:43.722	<b>22.397</b>	<b>149</b>	49.477	179	31.848	186	216
3	1:45.493	23.224	148	49.843	179	32.426	184	215	12	1:43.469	22.530	150	49.440	180	<b>31.499</b>	<b>186</b>	216
4	1:44.898	22.613	150	50.112	180	32.173	186	217	13	1:44.473	22.542	150	49.303	180	32.628	187	218
5	1:44.193	22.490	149	49.729	180	31.974	186	218	14	<b>1:43.164</b>	22.424	152	<b>49.136</b>	<b>180</b>	31.604	187	<b>219</b>
6	1:44.020	22.434	150	49.760	<b>181</b>	31.826	186	217	15	1:45.145	22.705	125	50.572	180	31.868	186	211
7	1:43.505	22.526	150	49.308	180	31.671	186	218	16	1:43.485	22.576	151	49.279	178	31.630	186	219
8	2:05.709	27.072	140	53.891	156	44.746	56	185	17	2:12.591	27.416	135	59.751	175	45.424	54	158
9	7:40.627	6:17.944	149	50.294	180	32.389	186	207									

### 27 Nielsen, DNK

theoretical besttime: 1:41.095

1	2:01.345	36.298	148	52.069	173	32.978	178	186	9	9:24.372	7:55.887	145	54.375	176	34.110	182	199
2	1:52.942	23.411	152	54.193	131	35.338	182	215	10	1:42.797	22.597	151	48.562	183	31.638	189	221
3	1:43.434	22.885	152	49.216	182	31.333	187	208	11	1:49.556	27.130	149	49.857	183	32.569	188	212
4	1:42.001	22.387	152	48.341	182	31.273	187	220	12	1:41.536	22.179	151	48.383	183	<b>30.974</b>	<b>190</b>	219
5	1:41.579	22.165	152	48.298	183	31.116	188	220	13	<b>1:41.269</b>	<b>22.066</b>	<b>152</b>	48.182	183	31.021	189	221
6	1:41.646	22.120	151	48.313	183	31.213	188	221	14	1:41.333	22.260	152	<b>48.055</b>	<b>181</b>	31.018	188	222
7	1:41.651	22.311	152	48.252	183	31.088	188	220	15	1:47.671	22.187	151	48.091	183	37.393	56	<b>223</b>
8	2:05.876	22.101	152	52.955	142	50.820	46	221									

### 28 Schramm, DEU

theoretical besttime: 1:41.405

1	2:00.878	35.660	146	51.838	166	33.380	185	201	8	2:01.757	22.240	153	49.827	159	49.690	47	221
2	1:49.848	23.473	152	50.569	130	35.806	186	215	9	8:24.764	7:00.203	118	51.452	179	33.109	180	217
3	1:43.134	22.855	151	48.849	183	31.430	187	219	10	1:50.079	22.945	152	50.774	148	36.360	187	218
4	1:42.363	22.406	153	48.598	182	31.359	188	221	11	1:41.860	22.284	153	48.371	181	31.205	188	221
5	1:42.176	22.352	<b>153</b>	48.458	183	31.366	188	221	12	1:41.527	22.128	153	<b>48.287</b>	<b>183</b>	31.112	189	221
6	1:41.775	<b>22.085</b>	153	48.467	182	31.223	189	220	13	1:44.448	23.499	147	49.103	183	31.846	189	219
7	<b>1:41.510</b>	22.126	152	48.351	<b>183</b>	<b>31.033</b>	189	222	14	1:49.236	22.141	153	48.302	182	38.793	56	<b>222</b>

### 33 Aberdein, DEU

theoretical besttime: 1:40.808

1	2:58.665	1:21.673	142	55.857	159	41.135	54	168	10	1:41.492	22.147	152	48.305	183	31.040	189	222
2	2:15.192	47.818	150	53.709	163	33.665	173	168	11	1:41.246	22.029	152	48.133	183	31.084	190	221
3	1:44.616	23.379	152	49.630	183	31.607	188	207	12	1:41.555	21.985	152	48.256	183	31.314	189	<b>226</b>
4	1:42.323	22.369	151	48.696	183	31.258	189	219	13	1:41.051	21.977	152	48.057	184	<b>31.017</b>	<b>190</b>	221
5	1:41.707	22.131	151	48.318	182	31.258	186	219	14	1:42.785	22.071	153	<b>47.879</b>	<b>184</b>	32.835	188	225
6	1:41.548	22.097	152	48.333	182	31.118	189	221	15	<b>1:41.020</b>	<b>21.912</b>	<b>152</b>	48.032	183	31.076	189	224
7	1:56.101	22.136	152	48.193	183	45.772	42	221	16	1:44.991	22.754	149	50.804	184	31.433	189	189
8	6:57.459	5:36.260	150	49.623	176	31.576	188	217	17	2:03.314	23.742	147	54.769	151	44.803	44	198
9	1:42.263	22.505	152	48.574	181	31.184	189	218									

### 41 Petrov, ITA

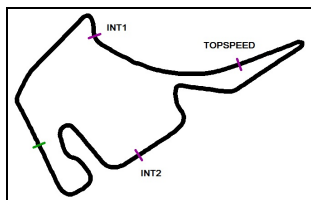
theoretical besttime: 1:41.106

1	2:26.336	50.669	148	1:02.409	176	33.258	181	168	10	1:42.187	22.044	151	48.589	184	31.554	184	223
2	1:43.743	22.979	151	48.972	182	31.792	187	222	11	1:41.916	22.151	153	48.413	182	31.352	187	224
3	1:42.934	22.754	153	48.483	182	31.697	187	226	12	1:41.541	22.222	152	<b>48.041</b>	<b>182</b>	31.278	188	<b>228</b>
4	1:42.473	22.323	151	48.568	182	31.582	189	224	13	1:51.395	21.871	152	49.225	136	40.299	188	221
5	1:42.307	22.094	152	48.440	<b>184</b>	31.773	189	223	14	1:42.116	22.116	151	48.590	181	31.410	183	221
6	1:46.242	22.220	152	52.440	181	31.582	183	225	15	1:41.595	22.021	152	48.364	181	<b>31.210</b>	<b>189</b>	223
7	1:41.857	22.058	150	48.553	182	31.246	<b>190</b>	221	16	1:41.541	21.864	151	48.415	182	31.262	188	223
8	1:54.316	22.056	151	49.886	180	42.374	54	219	17	<b>1:41.429</b>	<b>21.855</b>	<b>152</b>	48.360	183	31.214	188	224
9	6:12.646	4:49.935	149	50.956	180	31.755	188	185	18	2:01.663	21.969	153	54.267	149	45.427	43	204

### 42 Hoogenboom, NLD

theoretical besttime: 1:41.414

1	2:53.107	1:22.761	142	56.889	165	33.457	186	158	10	1:42.229	22.245	150	48.460	181	31.524	186	219
2	1:45.521	23.176	150	50.067	179	32.278	187	219	11	1:42.080	22.155	151	48.359	182	31.566	187	220
3	1:43.331	22.528	150	48.992	180	31.811	187	220	12	1:42.217	22.181	150	48.560	182	31.476	187	224
4	1:42.648	22.167	150	48.869	181	31.612	187	218	13	1:41.983	22.250	150	48.528	180	<b>31.205</b>	<b>188</b>	219
5	1:42.580	22.316	<b>151</b>	48.580	182	31.684	188	221	14	<b>1:41.597</b>	<b>21.975</b>	<b>151</b>	48.375	181	31.247	186	219
6	1:42.487	22.119	149	48.923	180	31.445	187	<b>225</b>	15	1:41.793	21.991	150	<b>48.234</b>	<b>183</b>	31.568	187	222
7	1:41.976	22.093	149	48.528	182	31.355	<b>189</b>	220	16	1:41.981	22.146	148	48.623	182	31.212	188	220



# ADAC Formel 4

## Sector List Free Practice 1



Provisional

**DMSB** Reg. Nr.: 282/17



Hockenheimring, Length: 4574m

Air temperature: 15.22°C

Track temperature: 12.39°C

Weather condition: Dry

Friday, September 22, 2017 9:50:00

Lap	Time	SE1	SP1	SE2	SP2	SE3	SP3	TSP	Lap	Time	SE1	SP1	SE2	SP2	SE3	SP3	TSP
8	1:58.400	22.639	147	50.818	178	44.943	45	185	17								
9	7:15.851	5:54.310	147	49.557	178	31.984	186	219									

### 44 Vips, ITA

theoretical besttime: 1:41.200

1	2:17.495	41.296	148	50.867	175	45.332	43	206	10	1:42.177	22.341	151	48.437	181	31.399	188	220
2	2:23.287	57.451	150	49.906	180	35.930	183	204	11	1:41.733	22.131	150	48.341	182	31.261	188	221
3	1:45.757	23.364	151	49.468	177	32.925	187	214	12	1:41.813	22.109	150	48.396	181	31.308	188	220
4	1:43.294	22.454	151	48.906	181	31.934	186	219	13	1:56.331	22.020	151	48.322	182	45.989	180	221
5	1:42.993	22.321	151	48.577	181	32.095	186	220	14	1:48.394	24.753	150	52.216	182	31.425	187	217
6	1:42.941	22.786	151	48.336	182	31.819	187	221	15	1:41.452	22.027	151	48.076	182	31.349	188	223
7	1:44.542	22.326	151	48.244	181	33.972	142	225	16	1:41.471	21.962	151	48.347	182	31.162	188	223
8	2:11.844	27.606	148	54.496	160	49.742	41	177	17	1:45.108	22.183	151	51.574	182	31.351	188	189
9	5:26.947	3:59.430	133	55.997	174	31.520	188	183	18	2:19.886	33.977	116	1:00.521	163	45.388	51	163

### 79 Malukas, LTU

theoretical besttime: 1:41.785

1	3:02.913	1:32.001	139	56.387	158	34.525	158	170	10	1:42.307	22.351	151	48.692	181	31.264	187	219
2	1:48.591	24.501	151	51.770	174	32.320	187	210	11	1:42.998	22.425	151	49.003	175	31.570	188	221
3	1:43.595	22.773	147	49.320	182	31.502	188	219	12	1:42.235	22.263	151	48.629	182	31.343	189	219
4	1:42.666	22.491	150	48.823	181	31.352	188	220	13	1:42.176	22.184	150	48.703	181	31.289	188	219
5	1:43.395	22.386	151	49.192	180	31.817	186	220	14	1:42.172	22.269	152	48.642	181	31.261	188	221
6	1:42.827	22.545	151	48.819	181	31.463	187	219	15	1:41.908	22.130	151	48.394	182	31.384	188	222
7	1:50.683	22.394	152	48.630	181	39.659	54	220	16	1:42.062	22.238	151	48.405	183	31.419	187	225
8	7:16.516	5:54.978	146	49.770	179	31.768	187	218	17	1:57.587	22.265	150	53.350	154	41.972	54	220
9	1:42.859	22.489	151	48.948	183	31.422	188	219									

### 80 Estner, DEU

theoretical besttime: 1:41.365

1	2:20.133	47.888	143	58.645	144	33.600	176	156	10	1:42.257	22.388	152	48.466	183	31.403	187	220
2	1:47.065	23.921	150	51.010	175	32.134	185	199	11	1:41.868	22.351	151	48.344	183	31.173	188	221
3	1:43.401	22.857	151	48.764	182	31.780	184	221	12	1:45.920	22.244	152	51.394	173	32.282	186	221
4	1:43.432	22.684	149	48.778	182	31.970	186	220	13	1:44.800	22.356	152	48.849	172	33.595	188	220
5	1:42.989	22.791	153	48.697	182	31.501	188	220	14	1:42.125	22.444	152	48.394	183	31.287	188	221
6	1:42.512	22.409	151	48.512	183	31.591	187	221	15	1:41.373	22.170	153	48.062	182	31.141	188	223
7	1:42.332	22.516	151	48.415	182	31.401	188	220	16	1:41.631	22.281	153	48.089	183	31.261	188	224
8	1:57.062	22.278	151	48.415	182	46.369	54	220	17	1:41.390	22.165	152	48.087	183	31.138	189	224
9	6:00.588	4:39.463	151	49.502	182	31.623	186	212	18	1:53.447	22.167	152	49.484	180	41.796	54	222

### 81 Waldherr, DEU

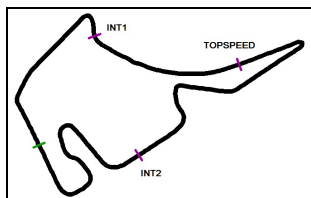
theoretical besttime: 1:41.746

1	2:17.206	46.675	129	57.037	175	33.494	184	145	10	1:43.342	22.742	153	49.030	181	31.570	187	220
2	1:48.703	23.138	151	51.638	157	33.927	186	220	11	1:46.876	22.250	152	52.436	175	32.190	188	221
3	1:43.901	22.742	150	49.149	180	32.010	187	219	12	1:43.014	22.204	152	49.208	181	31.602	189	220
4	1:52.625	23.853	150	56.746	181	32.026	187	210	13	1:42.115	22.224	152	48.467	182	31.424	189	223
5	1:43.099	22.610	152	48.550	182	31.939	187	221	14	1:41.894	22.138	153	48.299	183	31.457	189	223
6	1:42.839	22.212	152	48.916	182	31.711	188	222	15	1:41.952	22.211	153	48.296	183	31.445	188	224
7	1:41.934	22.240	152	48.275	183	31.419	188	225	16	1:41.808	22.200	152	48.239	183	31.369	188	223
8	2:00.376	22.159	153	48.456	183	49.761	46	220	17	1:57.634	22.894	151	50.400	152	44.340	51	222
9	7:40.910	5:56.668	147	1:06.661	151	37.581	186	216									

### 98 Piro, DEU

theoretical besttime: 1:41.247

1	3:14.716	1:44.900	145	55.863	176	33.953	184	150	10	1:41.533	22.114	152	48.073	183	31.346	189	225
2	1:44.743	23.236	150	49.465	182	32.042	187	216	11	1:41.758	22.139	151	48.137	183	31.482	189	225
3	1:42.946	22.477	151	48.775	182	31.694	188	219	12	1:46.093	22.204	152	48.394	183	35.495	188	223
4	1:42.438	22.327	151	48.622	181	31.489	188	219	13	1:41.687	22.244	152	48.213	183	31.230	190	222
5	1:42.110	22.207	151	48.515	183	31.388	188	219	14	1:41.440	22.141	151	48.069	183	31.230	189	224
6	1:42.630	22.241	151	48.757	182	31.632	188	220	15	1:41.247	22.039	152	48.034	184	31.174	190	224
7	1:54.578	22.240	150	48.470	183	43.868	53	221	16	1:41.785	22.079	152	48.449	184	31.257	189	230
8	7:16.019	5:54.272	150	49.830	180	31.917	189	218	17	2:02.319	22.213	152	53.112	151	46.994	40	218
9	1:42.143	22.468	152	48.272	183	31.403	189	223									



# ADAC Formel 4

## Sector List Free Practice 1

Provisional



Hockenheimring, Length: 4574m

Air temperature: 15.22°C

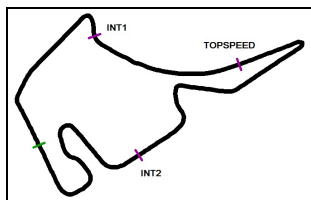
Track temperature: 12.39°C

Weather condition: Dry

**DMSB** Reg. Nr.: 282/17

Friday, September 22, 2017 9:50:00

Lap	Time	SE1	SP1	SE2	SP2	SE3	SP3	TSP	Lap	Time	SE1	SP1	SE2	SP2	SE3	SP3	TSP
<b>99</b>	Weerts, BEL	<b>theoretical besttime: 1:42.387</b>															
1	4:19.730	2:52.126	141	54.939	164	32.665	181	166	4	1:42.887	22.464	150	48.870	181	31.553	188	219
2	1:45.012	23.106	149	50.010	177	31.896	187	213	5	<b>1:42.528</b>	<b>22.255</b>	<b>150</b>	48.829	183	<b>31.444</b>	<b>186</b>	219
3	1:45.039	22.517	150	50.453	176	32.069	186	<b>220</b>	6	22.288	151	<b>48.688</b>	<b>182</b>				220



Hockenheimring, Length: 4574m

Air temperature: 15.22°C

Track temperature: 12.39°C

Weather condition: Dry

# ADAC Formel 4

## Top speed list Free Practice 1

Provisional

**DMSB** Reg. Nr.: 282/17

Friday, September 22, 2017 9:50:00



#	Name (NAT)	Team	Car name	Speed	Lap	Race time
98	Cedric Piro (DEU)	Team Piro Sports Interdental (DEU)	ADAC Formel 4 powered by Abarth	230.27	16	33:32.328
41	Artem Petrov (ITA)	Van Amersfoort Racing (NLD)	ADAC Formel 4 powered by Abarth	228.32	12	24:53.379
33	Jonathan Aberdein (DEU)	Motopark (DEU)	ADAC Formel 4 powered by Abarth	226.41	12	26:38.855
1	Felipe Drugovich (ITA)	Van Amersfoort Racing (NLD)	ADAC Formel 4 powered by Abarth	226.41	13	28:49.416
79	David Malukas (LTU)	Motopark (DEU)	ADAC Formel 4 powered by Abarth	225.94	16	33:24.473
9	Marcus Armstrong (ITA)	Prema Powerteam SRL (ITA)	ADAC Formel 4 powered by Abarth	225.46	4	6:54.751
81	Michael Waldherr (DEU)	Neuhauser Racing Team (AUT)	ADAC Formel 4 powered by Abarth	225.46	7	11:44.895
3	Louis Gachot (GBR)	Van Amersfoort Racing (NLD)	ADAC Formel 4 powered by Abarth	225.46	16	33:32.124
18	Julian Hanes (DEU)	US Racing (DEU)	ADAC Formel 4 powered by Abarth	225.00	6	9:47.971
42	Leonard Hoogenboom (NLD)	Motopark (DEU)	ADAC Formel 4 powered by Abarth	225.00	6	10:23.707
44	Juri Vips (ITA)	Prema Powerteam SRL (ITA)	ADAC Formel 4 powered by Abarth	225.00	7	12:12.484
13	Fabio Scherer (CHE)	US Racing (DEU)	ADAC Formel 4 powered by Abarth	224.53	4	6:07.515
5	Lirim Zendeli (DEU)	ADAC Berlin-Brandenburg e.V. (DEU)	ADAC Formel 4 powered by Abarth	224.53	4	8:20.313
7	Oliver Söderström (SWE)	ADAC Berlin-Brandenburg e.V. (DEU)	ADAC Formel 4 powered by Abarth	224.53	12	27:54.645
11	Mick Wishofer (AUT)	Lechner Racing (AUT)	ADAC Formel 4 powered by Abarth	224.06	4	6:21.329
80	Andreas Estner (DEU)	Neuhauser Racing Team (AUT)	ADAC Formel 4 powered by Abarth	224.06	16	31:34.499
27	Nicklas Nielsen (DNK)	US Racing (DEU)	ADAC Formel 4 powered by Abarth	223.14	15	33:07.923
4	Sophia Flörsch (DEU)	ADAC Berlin-Brandenburg e.V. (DEU)	ADAC Formel 4 powered by Abarth	222.68	5	9:32.101
28	Kim Luis Schramm (DEU)	US Racing (DEU)	ADAC Formel 4 powered by Abarth	222.68	14	30:22.656
2	Frederik Vesti (DNK)	Van Amersfoort Racing (NLD)	ADAC Formel 4 powered by Abarth	222.22	14	29:27.342
6	Tom Beckhäuser (CZE)	ADAC Berlin-Brandenburg e.V. (DEU)	ADAC Formel 4 powered by Abarth	222.22	12	33:53.196
10	Richard Wagner (DEU)	Lechner Racing (AUT)	ADAC Formel 4 powered by Abarth	221.31	7	11:44.857
99	Charles Weerts (BEL)	Motopark (DEU)	ADAC Formel 4 powered by Abarth	220.40	3	6:41.813
25	Doueid Ghattas (DEU)	Team Piro Sports Interdental (DEU)	ADAC Formel 4 powered by Abarth	219.95	14	30:32.977