



# ADAC TCR Germany

## Result List Free Practice 1



Provisional

**DMSB** Reg. Nr.: 281/17

Friday, September 22, 2017 9:00:00

Hockenheimring, Length: 4574m

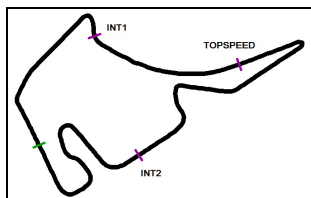
Air temperature: 15.17°C

Track temperature: 11.94°C

Weather condition: Dry

started : 37      classified : 37      not classified : 0

Nr.	Drivers	Team	Lap	Best Time	Gap	Diff	Kph	Day Time
Cl.	Car	Competitor						
1	18 S.van der Linde(ZAF) Audi RS 3 LMS	AC 1927 Mayen e.V. im ADAC AC 1927 Mayen e.V. im ADAC	10	1:48.443			151.8	9:25:49
2	8 L.Engstler(DEU) R VW Golf GTI TCR	JUNIOR TEAM ENGSTLER(DEU) LIQUI MOLY Team Engstler	10	1:48.623	0.180	0.180	151.5	9:24:40
3	42 L.Niedertscheider(AUT) SEAT Leon TCR	Niedertscheider Motorsport(AUT) Niedertscheider Motorsport	8	1:48.679	0.236	0.056	151.5	9:23:45
4	19 M.Hofer(AUT) Audi RS 3 LMS	AC 1927 Mayen e.V. im ADAC AC 1927 Mayen e.V. im ADAC	9	1:48.830	0.387	0.151	151.3	9:21:12
5	14 N.Langeveld(NLD) Audi RS 3 LMS	Racing One Racing One GmbH	15	1:48.911	0.468	0.081	151.1	9:37:15
6	94 K.Richard(CHE) Honda Civic TCR	Target Competition UK-SUI(GBR) Target srl.	8	1:48.975	0.532	0.064	151.1	9:21:38
7	56 J.van Lagen(NLD) Audi RS 3 LMS	Certainty Racing Team(NLD) Certainty Racing Team BV	14	1:49.010	0.567	0.035	151.0	9:37:46
8	41 S.Kirsch(DEU) Honda Civic TCR	Honda Team ADAC Sachsen ADAC Sachsen e.V.	5	1:49.034	0.591	0.024	151.0	9:11:15
9	36 D.Calcum(DEU) Opel Astra TCR	Schlaeppi Race-Tec(CHE) Schlaeppi Race-Tec	5	1:49.106	0.663	0.072	150.9	9:10:46
10	16 L.Ferrara(ITA) Alfa Romeo	V-Action Racing Team Luigi Ferrara	15	1:49.173	0.730	0.067	150.8	9:39:23
11	35 R.Rhyn(CHE) R Honda Civic TCR	Rikli Motorsport(CHE) Rikli Motorsport	10	1:49.281	0.838	0.108	150.6	9:25:57
12	7 M.Halder(DEU) SEAT Leon TCR	Wolf-Power Racing 2 Wolf-Power Racing	5	1:49.385	0.942	0.104	150.5	9:29:50
13	22 H.Proczyk(AUT) Opel Astra TCR	HP Racing HP Racing	17	1:49.419	0.976	0.034	150.4	9:41:43
14	98 T.Lautenschlager(DEU) Audi RS 3 LMS	Target Competition GER Target srl.	10	1:49.423	0.980	0.004	150.4	9:24:32
15	1 J.Files(GBR) Honda Civic TCR	Target Competition UK-SUI(GBR) Target srl.	6	1:49.466	1.023	0.043	150.4	9:11:22
16	10 A.Buri(FIN) Audi RS 3 LMS	LMS Racing(FIN) LMS Racing	11	1:49.531	1.088	0.065	150.3	9:26:55
17	44 S.Kaibach(DEU) Audi RS 3 LMS	Aust Motorsport(DEU) Aust Motorsport	6	1:49.551	1.108	0.020	150.3	9:13:15
18	39 F.Thoma(CHE) VW Golf GTI TCR	JUNIOR TEAM ENGSTLER(DEU) LIQUI MOLY Team Engstler	16	1:49.584	1.141	0.033	150.2	9:37:11
19	78 F.Danz(CHE) SEAT Leon TCR	Schlaeppi Race-Tec(CHE) Schlaeppi Race-Tec	12	1:49.606	1.163	0.022	150.2	9:27:44
20	2 A.Morgan(GBR) SEAT Leon TCR	Wolf-Power Racing 2 Wolf-Power Racing	10	1:49.651	1.208	0.045	150.1	9:25:15
21	20 N.Kankkunen(FIN) Audi RS 3 LMS	LMS Racing(FIN) LMS Racing	13	1:49.807	1.364	0.156	149.9	9:30:43
22	88 M.Oestreich(DEU) Honda Civic TCR	Honda Team ADAC Sachsen ADAC Sachsen e.V.	8	1:49.928	1.485	0.121	149.7	9:21:07
23	73 F.Barth(CHE) SEAT Leon TCR	TOPCAR Sport TOPCAR Sport	7	1:49.951	1.508	0.023	149.7	9:13:51
24	38 J.Wolfe(USA) VW Golf GTI TCR	TEAM ENGSTLER USA LIQUI MOLY Team Engstler	12	1:50.120	1.677	0.169	149.5	9:28:28
25	66 R.Jost(CHE) SEAT Leon TCR	TOPCAR Sport TOPCAR Sport	12	1:50.134	1.691	0.014	149.5	9:25:48
26	28 P.Eberle(CHE) SEAT Leon TCR	Steibel Motorsport(CZE) Pascal Eberle	10	1:50.137	1.694	0.003	149.5	9:23:38



# ADAC TCR Germany

## Result List Free Practice 1

Provisional



Hockenheimring, Length: 4574m

Air temperature: 15.17°C

Track temperature: 11.94°C

Weather condition: Dry

**DMSB** Reg. Nr.: 281/17

Friday, September 22, 2017 9:00:00

started : 37      classified : 37      not classified : 0

Nr.	Drivers	Team	Lap	Best Time	Gap	Diff	Kph	Day Time
Cl.	Car	Competitor						
27	99 T.Zimmermann(DEU) Audi RS 3 LMS	Target Competition GER Target srl.	10	1:50.195	1.752	0.058	149.4	9:24:57
28	29 M.Hesse(DEU) R Audi RS 3 LMS	Aust Motorsport(DEU) Aust Motorsport	7	1:50.265	1.822	0.070	149.3	9:13:26
29	11 J.Schmarl(AUT) Honda Civic TCR	Target Competition AUT-POR Target srl.	14	1:50.391	1.948	0.126	149.1	9:32:07
30	12 S.Larsson(SWE) Audi RS 3 LMS	Target Competition SWE-POL Target srl.	9	1:50.456	2.013	0.065	149.0	9:24:39
31	15 C.Barberini(ITA) Alfa Romeo	V-Action Racing Team Cosimo Barberini	16	1:50.530	2.087	0.074	148.9	9:40:35
32	9 S.Goede(DEU) VW Golf GTI TCR	TEAM ENGSTLER USA LIQUI MOLY Team Engstler	18	1:50.576	2.133	0.046	148.9	9:41:11
33	54 S.Reicher(AUT) R Audi RS 3 LMS	Certainty Racing Team(NLD) Certainty Racing Team BV	16	1:50.985	2.542	0.409	148.3	9:41:25
34	23 S.Steibel(DEU) VW Golf GTI TCR	Steibel Motorsport(CZE) Steibel Motorsport	5	1:51.424	2.981	0.439	147.7	9:11:00
35	84 M.Sandberg(NLD) Audi RS 3 LMS	Racing One 2 Racing One GmbH	16	1:51.704	3.261	0.280	147.4	9:41:07
36	34 O.Vouilloz(CHE) SEAT Leon TCR	Young Driver Challenge(DEU) Young Driver Challenge	18	1:51.938	3.495	0.234	147.1	9:40:15
37	17 J.Preisig(CHE) Opel Astra TCR	Lubner Motorsport(DEU) Lubner Motorsport	4	1:53.059	4.616	1.121	145.6	9:09:32

Subject to final scrutineering!

Publication time:	Clerk of the Course:	Timekeeper: Steffen Ruhl
-------------------	----------------------	--------------------------



# ADAC TCR Germany



## Sector List Free Practice 1

Provisional

**DMSB** Reg. Nr.: 281/17

Friday, September 22, 2017 9:00:00

Hockenheimring, Length: 4574m

Air temperature: 15.17°C

Track temperature: 11.94°C

Weather condition: Dry

Lap	Time	SE1	SP1	SE2	SP2	SE3	SP3	TSP	Lap	Time	SE1	SP1	SE2	SP2	SE3	SP3	TSP
<b>1 Files, GBR</b>									<b>theoretical besttime: 1:49.240</b>								
1	2:10.412	39.076		54.662	170	36.674	183	223	9	4:02.042	2:34.440		51.903	174	35.699	186	235
2	1:51.767	24.667		51.712	172	35.388	185	222	10	1:50.141	24.075		51.099	175	34.967	185	231
3	1:50.514	24.034		50.955	173	35.525	181	233	11	1:52.075	23.990		51.233	176	36.852	186	234
4	1:50.217	23.795		51.513	172	34.909	185	231	12	2:08.847	26.044		59.472	173	43.331	50	198
5	1:49.571	23.781		51.025	173	34.765	186	231	13	11:37.440	10:09.798		51.667	132	35.975	185	232
6	<b>1:49.466</b>	23.975		<b>50.742</b>	174	<b>34.749</b>	185	231	14	1:50.249	23.918		51.277	174	35.054	185	232
7	1:50.827	<b>23.749</b>		51.243	171	35.835	175	<b>236</b>	15	2:00.913	26.260		52.198	172	42.455	54	229
8	2:00.612	24.266		54.053	139	42.293	49	227									

Lap	Time	SE1	SP1	SE2	SP2	SE3	SP3	TSP	Lap	Time	SE1	SP1	SE2	SP2	SE3	SP3	TSP
<b>2 Morgan, GBR</b>									<b>theoretical besttime: 1:49.530</b>								
1	3:53.390	2:04.263	131	1:08.301	144	40.826	179	155	9	1:50.016	24.273	144	50.849	177	34.894	182	235
2	1:53.924	25.251	141	52.756	174	35.917	182	234	10	<b>1:49.651</b>	24.041	143	<b>50.797</b>	<b>177</b>	<b>34.813</b>	<b>183</b>	234
3	1:51.826	24.236	144	52.117	175	35.473	182	<b>236</b>	11	2:07.006	24.529	140	52.787	175	49.690	36	234
4	1:50.387	24.380	143	51.182	176	34.825	<b>184</b>	234	12	5:38.288	4:11.134	141	52.035	175	35.119	182	235
5	1:50.076	23.922	144	50.882	176	35.272	183	235	13	1:50.688	24.422	143	51.114	176	35.152	181	233
6	2:01.885	24.540	141	51.154	174	46.191	48	234	14	1:50.352	24.297	142	51.102	175	34.953	181	236
7	6:23.667	4:55.165	139	52.897	175	35.605	183	231	15	2:03.509	27.403	142	51.513	176	44.593	46	235
8	1:50.003	<b>23.920</b>	<b>144</b>	51.179	174	34.904	182	233									

Lap	Time	SE1	SP1	SE2	SP2	SE3	SP3	TSP	Lap	Time	SE1	SP1	SE2	SP2	SE3	SP3	TSP
<b>7 Halder, DEU</b>									<b>theoretical besttime: 1:49.385</b>								
1	22:20.843	20:34.849	105	1:05.126	152	40.868	177	176	4	1:53.586	23.898	140	54.484	174	35.204	183	215
2	1:55.389	26.499	133	53.408	173	35.482	183	225	5	<b>1:49.385</b>	<b>23.872</b>	<b>142</b>	<b>50.826</b>	<b>176</b>	<b>34.687</b>	<b>183</b>	233
3	1:50.536	24.070	<b>142</b>	51.549	175	34.917	<b>183</b>	<b>233</b>	6	2:03.901	25.347		55.012	174	43.542	41	203

Lap	Time	SE1	SP1	SE2	SP2	SE3	SP3	TSP	Lap	Time	SE1	SP1	SE2	SP2	SE3	SP3	TSP
<b>8 Engstler, DEU</b>									<b>theoretical besttime: 1:48.518</b>								
1	2:44.864	52.163	129	1:03.960	160	48.741	59	143	8	1:49.753	<b>23.614</b>	<b>143</b>	50.707	175	35.432	183	<b>235</b>
2	3:32.029	2:02.026	139	53.856	172	36.147	182	225	9	1:49.196	23.668	145	50.799	175	34.729	184	232
3	1:49.819	24.008	144	51.095	173	34.716	183	230	10	<b>1:48.623</b>	23.719	144	<b>50.562</b>	<b>176</b>	<b>34.342</b>	<b>183</b>	234
4	1:49.353	23.833	143	50.735	176	34.785	183	232	11	1:49.723	23.811	142	51.147	175	34.765	182	234
5	1:49.309	23.659	144	50.694	175	34.956	<b>184</b>	233	12	1:58.222	24.559	141	51.531	174	42.132	52	230
6	1:56.222	24.174	143	50.923	174	41.125	59	232	13	4:45.229	3:02.592	132	56.165	168	46.472	42	229
7	5:31.162	4:03.843	142	51.870	176	35.449	182	211	14	3:10.795	1:15.978	134	1:05.856	156	48.961	52	143

Lap	Time	SE1	SP1	SE2	SP2	SE3	SP3	TSP	Lap	Time	SE1	SP1	SE2	SP2	SE3	SP3	TSP
<b>9 Goede, DEU</b>									<b>theoretical besttime: 1:50.507</b>								
1	2:36.237	51.871	122	1:05.720	155	38.646	175	136	10	1:52.053	24.655	141	52.047	171	35.351	180	230
2	1:59.176	26.361	140	55.818	170	36.997	178	220	11	1:53.167	24.857	112	53.231	174	35.079	179	224
3	1:55.257	25.972	140	52.812	171	36.473	181	228	12	1:50.935	24.185	141	51.525	171	35.225	179	229
4	1:52.952	24.795	139	52.536	171	35.621	179	225	13	1:52.049	24.270	141	51.919	172	35.860	179	229
5	1:52.499	24.691	140	52.304	172	35.504	181	229	14	1:51.879	24.595	142	52.021	173	35.263	181	228
6	1:55.151	24.404	142	51.759	172	38.988	180	<b>231</b>	15	2:09.458	24.587	123	1:00.076	159	44.795	60	190
7	1:52.892	25.110	133	52.285	<b>174</b>	35.497	180	225	16	4:45.229	3:26.626	121	54.346	168	35.771	181	218
8	2:39.124	32.131	97	1:08.793	124	58.200	33	133	17	1:51.311	<b>24.172</b>	<b>143</b>	51.885	171	35.254	183	225
9	4:19.895	2:50.881	139	52.832	170	36.182	181	228	18	<b>1:50.576</b>	24.241	143	<b>51.271</b>	<b>174</b>	<b>35.064</b>	<b>181</b>	226

Lap	Time	SE1	SP1	SE2	SP2	SE3	SP3	TSP	Lap	Time	SE1	SP1	SE2	SP2	SE3	SP3	TSP
<b>10 Buri, FIN</b>									<b>theoretical besttime: 1:49.531</b>								
1	2:52.574	59.073	138	1:03.591	136	49.910	54	154	9	1:49.984	23.983	143	50.933	174	35.068	182	234
2	5:09.100	3:37.393	136	55.829	169	35.878	182	218	10	1:50.040	24.034	143	50.894	175	35.112	183	236
3	1:52.423	24.457	142	52.114	173	35.852	183	234	11	<b>1:49.531</b>	<b>23.954</b>	<b>144</b>	<b>50.814</b>	<b>176</b>	<b>34.763</b>	<b>184</b>	236
4	1:50.989	24.218	142	50.940	175	35.831	<b>184</b>	236	12	1:51.142	24.171	128	51.744	176	35.227	184	233
5	1:52.833	25.118	143	52.619	<b>177</b>	35.096	183	<b>238</b>	13	1:59.506	24.178	143	50.857	175	44.471	32	235
6	2:18.438	24.352	<b>144</b>	52.424	160	1:01.662	19	221	14	8:10.248	6:43.769	140	51.327	175	35.152	183	235
7	3:38.922	2:12.522	141	51.358	173	35.042	183	232	15	1:53.620	27.109	136	51.418	176	35.093	183	235
8	1:50.068	24.125	143	50.906	175	35.037	182	235									



# ADAC TCR Germany

## Sector List Free Practice 1



Provisional

**DMSB** Reg. Nr.: 281/17

Friday, September 22, 2017 9:00:00

Hockenheimring, Length: 4574m

Air temperature: 15.17°C

Track temperature: 11.94°C

Weather condition: Dry

Lap	Time	SE1	SP1	SE2	SP2	SE3	SP3	TSP	Lap	Time	SE1	SP1	SE2	SP2	SE3	SP3	TSP
<b>11</b>	<b>Schmarl, AUT</b>								<b>theoretical besttime: 1:50.063</b>								
1	2:42.225	46.097		1:10.885	123	45.243	140	133	10	1:50.489	24.407		50.997	174	35.085	182	233
2	2:25.762	33.359		1:04.692	142	47.711	60	165	11	1:53.765	24.432		52.651	174	36.682	183	<b>236</b>
3	4:45.582	3:01.076		1:04.776	138	39.730	152	179	12	1:52.096	24.421		51.182	174	36.493	181	234
4	2:13.160	29.471		58.726	168	44.963	182	166	13	1:51.177	24.636		51.309	171	35.232	181	232
5	1:57.105	25.887		55.108	170	36.110	182	233	14	<b>1:50.391</b>	24.524		51.000	174	<b>34.867</b>	<b>182</b>	230
6	2:36.524	31.564		1:08.275	129	56.685	36	151	15	1:58.948	<b>24.270</b>		<b>50.926</b>	<b>174</b>	43.752	60	230
7	2:26.297	57.364		53.196	166	35.737	182	229	16	4:23.772	2:55.178		52.505	161	36.089	181	229
8	1:51.320	24.778		51.313	173	35.229	<b>183</b>	233	17	1:51.042	24.370		51.499	173	35.173	180	232
9	1:50.811	24.545		51.112	173	35.154	182	235									

<b>12</b>	<b>Larsson, SWE</b>								<b>theoretical besttime: 1:50.331</b>								
1	2:43.087	50.058	122	1:09.249	151	43.780	139	148	9	<b>1:50.456</b>	<b>24.119</b>	<b>142</b>	<b>50.957</b>	<b>176</b>	35.380	183	237
2	2:05.919	30.723	130	56.225	168	38.971	181	217	10	1:52.709	24.141	142	50.995	175	37.573	176	237
3	1:55.277	25.912	129	53.274	173	36.091	183	225	11	1:59.546	24.515	141	51.180	176	43.851	49	<b>238</b>
4	2:00.536	24.624	141	51.892	173	44.020	56	235	12	4:13.307	2:45.004	139	52.281	174	36.022	184	237
5	7:03.340	5:01.709	124	1:02.880	162	58.751	21	161	13	1:51.736	24.353	136	51.819	174	35.564	183	236
6	3:16.425	1:48.770	140	51.823	175	35.832	183	235	14	1:58.548	24.254	142	51.739	173	42.555	57	237
7	1:52.353	24.650	142	52.448	173	<b>35.255</b>	183	236	15								
8	1:51.077	24.196	<b>142</b>	51.322	175	35.559	183	237									

<b>14</b>	<b>Langeveld, NLD</b>								<b>theoretical besttime: 1:48.725</b>								
1	2:43.262	58.279	128	1:03.058	164	41.925	176	152	9	1:50.915	24.316	143	51.347	174	35.252	182	237
2	2:01.518	27.399	141	55.429	167	38.690	172	189	10	1:50.375	24.119	142	51.191	175	35.065	183	238
3	2:16.751	26.998	142	1:00.936	170	48.817	49	144	11	2:01.438	24.010	144	52.010	174	45.418	47	238
4	3:14.158	1:46.205	142	52.635	171	35.318	183	235	12	4:52.986	3:20.429	118	56.266	168	36.291	182	206
5	1:52.694	24.201	144	51.148	175	37.345	184	235	13	1:49.580	24.104	144	51.055	175	<b>34.421</b>	<b>184</b>	234
6	1:51.634	24.625	144	51.904	173	35.105	182	<b>240</b>	14	1:48.981	<b>23.853</b>	<b>144</b>	50.672	176	34.456	185	236
7	2:32.744	31.063	95	1:07.419	146	54.262	38	141	15	<b>1:48.911</b>	23.915	144	<b>50.451</b>	<b>177</b>	34.545	184	237
8	4:38.796	3:02.888	141	52.389	173	43.519	183	236	16	1:58.002	26.050	142	51.793	175	40.159	59	236

<b>15</b>	<b>Barberini, ITA</b>								<b>theoretical besttime: 1:50.514</b>								
1	3:21.536					3:21.536			9	1:52.022	25.023		51.469	177	35.530	183	225
2	2:13.289								10	1:50.869	24.462		51.143	176	35.264	183	226
3	2:23.992								11	1:51.183	24.547		51.271	175	35.365	182	227
4	4:06.472								12	2:04.662	24.641		51.675	174	48.346	50	229
5	1:57.131								13	5:20.165	3:53.109		51.689	176	35.367	185	230
6	2:34.348								14	1:52.551	24.738		52.069	173	35.744	183	231
7	3:31.700	2:02.088		52.668	173	36.944	183	229	15	1:51.197	24.658		51.471	176	<b>35.068</b>	<b>184</b>	224
8	1:53.258	24.848		52.078	174	36.332	181	227	16	<b>1:50.530</b>	<b>24.403</b>		<b>51.043</b>	<b>177</b>	35.084	183	<b>231</b>

<b>16</b>	<b>Ferrara, ITA</b>								<b>theoretical besttime: 1:49.173</b>								
1	2:44.071					2:44.071			9	1:50.093	24.160		51.080	176	34.853	180	227
2	2:09.448								10	1:50.685	24.258		51.247	175	35.180	182	227
3	4:33.985								11	1:50.644	24.335		51.220	175	35.089	181	227
4	1:51.745								12	2:02.304	24.216		51.325	173	46.763	37	228
5	1:55.114								13	4:58.683	3:31.957		51.116	175	35.610	183	<b>232</b>
6	2:35.553								14	1:51.501	24.426		51.921	175	35.154	183	229
7	5:27.267	3:59.435		52.124	174	35.708	180	226	15	<b>1:49.173</b>	<b>24.040</b>		<b>50.511</b>	<b>176</b>	<b>34.622</b>	<b>185</b>	231
8	1:52.331	24.696		51.890	173	35.745	183	228	16	1:49.748	24.080		50.785	178	34.883	182	232

<b>17</b>	<b>Preisig, CHE</b>								<b>theoretical besttime: 1:52.827</b>								
1	3:40.966	1:48.389	120	1:10.177	129	42.400	152	128	4	<b>1:53.059</b>	25.237		<b>52.428</b>	<b>175</b>	<b>35.394</b>	<b>185</b>	<b>234</b>
2	2:02.393	27.809	146	56.331	151	38.253	177	189	5	5:07.720	<b>25.005</b>	<b>150</b>	55.069		3:47.646	37	227
3	1:55.334	26.481	146	53.110	174	35.743	<b>185</b>	228									



# ADAC TCR Germany



## Sector List Free Practice 1

Provisional

**DMSB** Reg. Nr.: 281/17

Friday, September 22, 2017 9:00:00

Hockenheimring, Length: 4574m

Air temperature: 15.17°C

Track temperature: 11.94°C

Weather condition: Dry

Lap	Time	SE1	SP1	SE2	SP2	SE3	SP3	TSP	Lap	Time	SE1	SP1	SE2	SP2	SE3	SP3	TSP
<b>18</b>	van der Linde, ZAF								<b>theoretical besttime: 1:48.392</b>								
1	3:33.612	1:49.038	128	1:02.648	133	41.926	169	141	7	2:09.579	24.383	142	55.924	131	49.272	60	235
2	2:16.774	25.579	142	1:04.160	74	47.035	182	162	8	6:42.785	5:07.128	131	59.022	148	36.635	183	180
3	1:56.299	24.188	143	51.639	125	40.472	183	236	9	1:48.957	23.937	143	50.731	176	34.289	183	234
4	1:53.412	25.187	144	51.082	174	37.143	182	234	10	<b>1:48.443</b>	23.711	144	<b>50.476</b>	<b>175</b>	<b>34.256</b>	<b>184</b>	237
5	1:49.787	23.859	143	50.868	175	35.060	183	235	11	2:01.419	<b>23.660</b>	<b>144</b>	54.040	157	43.719	180	<b>240</b>
6	1:49.025	23.776	143	50.776	174	34.473	183	236	12	2:03.629	23.887	143	53.645	141	46.097	45	235

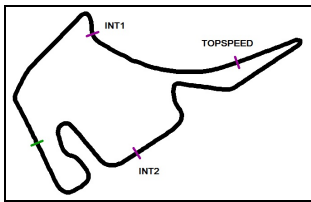
<b>19</b>	Hofer, AUT								<b>theoretical besttime: 1:48.812</b>								
1	2:36.649	56.682	132	1:01.184	162	38.783	174	158	8	2:57.069	1:22.013	109	55.563	171	39.493	182	216
2	1:55.743	26.308	141	53.478	170	35.957	182	231	9	<b>1:48.830</b>	23.894	144	<b>50.528</b>	<b>176</b>	<b>34.408</b>	<b>186</b>	236
3	1:51.170	24.326	144	51.337	175	35.507	183	234	10	2:09.081	27.691	119	57.051	156	44.339	58	194
4	1:49.956	24.030	142	51.139	175	34.787	181	236	11	4:44.574	3:10.566	130	58.484	163	35.524	183	204
5	1:49.327	<b>23.876</b>	145	50.695	175	34.756	184	238	12	1:49.108	24.029	146	50.551	176	34.528	184	238
6	1:58.086	24.031	144	51.139	174	42.916	60	<b>242</b>	13	2:06.249	27.564	131	55.146	167	43.539	56	222
7	4:25.288	2:28.689	101	1:06.240	143	50.359	47	165									

<b>20</b>	Kankkunen, FIN								<b>theoretical besttime: 1:49.708</b>								
1	3:13.989	1:27.488	119	59.375	158	47.126	58	203	10	1:50.021	24.121	143	50.849	177	35.051	182	236
2	4:49.352	3:13.563	127	59.512	170	36.277	181	174	11	1:52.548	24.353	144	51.614	175	36.581	183	236
3	1:51.711	24.352	144	51.535	174	35.824	180	235	12	1:50.477	24.286	145	51.020	176	35.171	181	<b>238</b>
4	1:55.745	27.131	143	52.739	173	35.875	181	238	13	<b>1:49.807</b>	24.125	145	<b>50.811</b>	<b>175</b>	<b>34.871</b>	<b>181</b>	238
5	1:53.412	<b>24.026</b>	143	54.142	175	35.244	181	236	14	1:56.920	24.258	144	51.353	174	41.309	59	237
6	2:19.523	24.371	143	1:01.130	150	54.022	24	149	15	3:28.103	2:01.545	144	51.375	176	35.183	181	237
7	3:33.447	2:06.000	144	52.004	174	35.443	182	236	16	1:50.343	24.211	144	51.051	175	35.081	182	237
8	1:50.295	24.208	144	50.947	175	35.140	182	235	17	1:50.466	24.045	144	51.162	175	35.259	179	238
9	1:52.979	24.161	144	53.417	176	35.401	182	236	18	1:53.983	25.810	144	51.502	174	36.671	165	235

<b>22</b>	Proczyk, AUT								<b>theoretical besttime: 1:49.279</b>								
1	2:47.155	54.986		1:06.717	149	45.452	164	160	10	1:50.260	24.323		50.628	176	35.309	184	235
2	2:16.551	29.481		58.238	164	48.832	40	224	11	1:58.376	24.140		51.047	174	43.189	40	234
3	3:26.557	1:55.041		53.508	167	38.008	178	232	12	3:23.511	1:49.120		56.375	163	38.016	184	232
4	1:57.247	25.718		54.331	171	37.198	183	210	13	1:50.676	24.291		50.734	173	35.651	185	234
5	1:52.980	24.739		50.874	173	37.367	181	234	14	1:49.608	24.290		50.327	174	<b>34.991</b>	<b>186</b>	<b>236</b>
6	1:52.970	24.612		50.536	174	37.822	183	235	15	1:49.753	24.249		50.501	177	35.003	186	234
7	2:33.147	26.760		1:07.420	161	58.967	36	128	16	1:50.673	<b>24.072</b>		50.925	171	35.676	185	235
8	6:43.210	5:11.458		53.298	172	38.454	185	233	17	<b>1:49.419</b>	24.086		<b>50.216</b>	<b>177</b>	35.117	184	236
9	1:50.750	24.164		51.362	175	35.224	184	235									

<b>23</b>	Steibel, DEU								<b>theoretical besttime: 1:51.363</b>								
1	3:17.589	1:28.357	101	1:07.117	148	42.115	171	163	9	1:51.888	24.724	142	51.755	172	<b>35.409</b>	<b>181</b>	<b>231</b>
2	2:01.582	26.935	130	56.705	138	37.942	180	214	10	1:52.206	24.900	144	51.770	172	35.536	182	231
3	1:54.259	25.628	143	52.631	173	36.000	181	226	11	1:52.960	<b>24.560</b>	<b>144</b>	51.842	172	36.558	180	229
4	1:54.619	26.357	134	52.506	173	35.756	<b>182</b>	227	12	1:52.457	24.995	142	51.847	172	35.615	180	229
5	<b>1:51.424</b>	24.611	143	<b>51.394</b>	<b>173</b>	35.419	180	230	13	1:51.955	24.773	142	51.687	173	35.495	181	229
6	1:53.551	24.778	142	51.757	170	37.016	180	230	14	1:52.478	24.795	142	51.787	172	35.896	175	227
7	2:09.784	24.636	143	51.541	173	53.607	51	228	15	2:03.399	25.291	142	52.073	167	46.035	59	229
8	4:47.202	3:18.096	140	52.270	171	36.836	182	227	16	5:20.358	3:36.206	140	52.703	171	51.449	48	227

<b>28</b>	Eberle, CHE								<b>theoretical besttime: 1:49.984</b>								
1	2:52.518	1:08.221	115	1:02.329	158	41.968	172	137	10	<b>1:50.137</b>	<b>24.028</b>	<b>142</b>	<b>51.011</b>	<b>175</b>	35.098	181	<b>233</b>
2	1:55.479	26.313	140	52.730	172	36.436	181	231	11	2:03.007	24.357	141	54.593	171	44.057	46	211
3	1:52.233	24.866	142	51.917	171	35.450	181	230	12	6:40.179	5:09.398	118	55.562	174	35.219	182	208
4	1:51.906	24.406	142	51.553	174	35.947	181	231	13	1:50.561	24.363	142	51.220	173	34.978	181	233
5	1:50.625	24.284	<b>142</b>	51.103	174	35.238	182	231	14	1:50.492	24.252	142	51.085	174	35.155	180	232
6	1:50.746	24.177	142	51.375	174	35.194	<b>183</b>	231	15	1:50.354	24.054	142	51.186	173	35.114	182	232
7	2:02.751	24.400	134	55.068	170	43.283	59	196	16	2:04.546	24.538	140	58.707	167	41.301	152	173
8	5:40.570	4:13.235	141	51.945	174	35.390	182	229	17	2:05.416	27.673	138	55.335	123	42.408	153	225
9	1:50.464	24.199	142	51.320	174	<b>34.945</b>	181	230									



# ADAC TCR Germany

## Sector List Free Practice 1

Provisional



Hockenheimring, Length: 4574m

Air temperature: 15.17°C

Track temperature: 11.94°C

Weather condition: Dry

DMSB Reg. Nr.: 281/17

Friday, September 22, 2017 9:00:00

Lap	Time	SE1	SP1	SE2	SP2	SE3	SP3	TSP	Lap	Time	SE1	SP1	SE2	SP2	SE3	SP3	TSP
<b>29 Hesse, DEU</b>									<b>theoretical besttime: 1:50.235</b>								
1	2:12.320	39.489	135	55.925	166	36.906	178	217	10	1:50.936	24.445	142	51.282	172	35.209	178	231
2	1:53.560	25.249	140	52.176	169	36.135	177	231	11	1:50.832	24.437	141	51.408	173	34.987	180	232
3	1:52.472	24.898	142	51.944	172	35.630	181	231	12	1:50.682	24.270	141	51.279	171	35.133	180	234
4	1:53.116	24.499	142	53.067	171	35.550	181	234	13	1:51.495	24.525	142	51.418	172	35.552	177	233
5	1:53.295	24.523	142	53.458	173	35.314	179	234	14	1:56.823	24.585	142	51.421	171	40.817	53	232
6	1:50.634	24.380	142	<b>51.186</b>	172	35.068	180	<b>233</b>	15	4:38.140	3:11.218	141	51.708	171	35.214	181	232
7	<b>1:50.265</b>	<b>24.173</b>	<b>143</b>	51.216	<b>173</b>	<b>34.876</b>	<b>181</b>	<b>234</b>	16	1:51.608	24.586	143	51.504	171	35.518	180	232
8	2:13.573	24.226	143	55.972	151	53.375	31	233	17	1:51.329	24.527	142	51.543	171	35.259	180	233
9	5:30.148	4:02.614	140	51.887	170	35.647	178	234	18	2:10.554	26.184	132	58.524	150	45.846	47	185

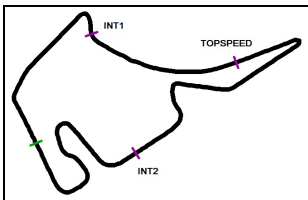
<b>34 Vouilloz, CHE</b>									<b>theoretical besttime: 1:51.793</b>								
1	3:18.183	1:26.100	97	1:07.155	151	44.928	143	213	10	1:57.193	26.230	142	53.644	169	37.319	178	230
2	2:14.864	30.558	128	1:02.337	151	41.969	169	178	11	1:54.561	25.511	141	52.945	170	36.105	177	228
3	2:12.572	29.740	135	1:02.892	148	39.940	172	225	12	1:54.018	25.451	140	52.715	173	35.852	179	227
4	2:06.517	27.902	139	58.431	163	40.184	174	<b>231</b>	13	1:53.559	24.984	140	52.750	171	35.825	177	229
5	2:02.947	28.129	125	55.874	162	38.944	172	229	14	1:52.817	25.626	141	<b>51.769</b>	<b>171</b>	35.422	179	229
6	1:58.758	27.550	141	54.175	170	37.033	177	228	15	1:52.485	25.201	140	51.819	171	35.465	178	229
7	2:22.417	26.746	138	55.477	150	1:00.194	35	226	16	1:55.523	24.886	140	54.392	171	36.245	176	229
8	4:27.756	2:56.961	138	54.238	168	36.557	<b>180</b>	224	17	1:53.020	25.487	142	52.193	171	35.340	178	228
9	2:25.374	25.067	141	1:23.084	163	37.223	172	228	18	<b>1:51.938</b>	<b>24.731</b>	<b>141</b>	51.914	171	<b>35.293</b>	<b>180</b>	228

<b>35 Rhyn, CHE</b>									<b>theoretical besttime: 1:49.281</b>								
1	3:00.486	1:07.845	110	1:09.480	147	43.161	153	159	9	1:49.666	24.066	148	50.784	175	34.816	185	234
2	2:32.863	30.222	132	1:21.175	159	41.466	177	227	10	<b>1:49.281</b>	<b>23.959</b>	<b>148</b>	<b>50.565</b>	<b>174</b>	<b>34.757</b>	<b>184</b>	<b>234</b>
3	1:56.892	26.253	<b>149</b>	53.444	170	37.195	179	230	11	2:07.638	25.099	134	58.425	152	44.114	56	185
4	1:52.171	25.069	147	51.628	174	35.474	183	231	12	6:48.690	5:19.576	129	53.701	172	35.413	184	217
5	1:50.210	24.452	149	50.895	<b>177</b>	34.863	184	232	13	1:49.902	24.261	145	50.740	174	34.901	182	<b>236</b>
6	1:49.844	24.302	149	50.692	174	34.850	184	233	14	1:49.637	23.992	147	50.721	175	34.924	184	234
7	2:02.730	24.358	146	50.799	169	47.573	61	232	15	1:50.086	24.175	147	50.750	174	35.161	184	235
8	7:12.634	5:45.382	143	51.577	172	35.675	184	233									

<b>36 Calcum, DEU</b>									<b>theoretical besttime: 1:48.984</b>								
1	3:23.706	1:51.279	141	55.747	165	36.680	182	213	4	1:49.153	24.213	146	<b>50.330</b>	<b>177</b>	<b>34.610</b>	<b>184</b>	233
2	1:53.978	25.267	134	52.064	170	36.647	182	233	5	<b>1:49.106</b>	<b>24.044</b>	<b>148</b>	50.335	175	34.727	184	<b>234</b>
3	1:50.094	24.389	<b>148</b>	50.656	173	35.049	183	231	6	2:12.737	26.388	124	1:00.836	154	45.513	58	183

<b>38 Wolfe, USA</b>									<b>theoretical besttime: 1:49.977</b>								
1	2:35.332	50.905	121	1:05.745	163	38.682	176	138	10	1:51.671	24.769	121	52.004	174	<b>34.898</b>	<b>181</b>	226
2	2:08.331	26.615	129	55.827	169	45.889	50	219	11	1:50.247	24.136	142	51.140	173	34.971	180	231
3	4:19.427	2:49.995	138	53.459	170	35.973	179	226	12	<b>1:50.120</b>	<b>24.082</b>	<b>141</b>	51.108	174	34.930	180	230
4	1:51.943	24.825	<b>144</b>	51.770	172	35.348	179	227	13	1:59.517	24.124	142	51.081	173	44.312	45	231
5	1:51.349	24.405	143	51.749	173	35.195	181	228	14	4:15.071	2:43.102	116	56.113	170	35.856	180	214
6	2:03.251	24.275	144	51.600	<b>174</b>	47.376	32	229	15	1:52.016	24.855	143	52.022	171	35.139	182	228
7	4:24.260	2:56.686	142	51.999	170	35.575	182	231	16	1:50.307	24.227	143	<b>50.997</b>	<b>174</b>	35.083	182	229
8	1:50.635	24.271	143	51.400	174	34.964	<b>182</b>	<b>232</b>	17	2:02.974	24.216	139	51.296	172	47.462	41	230
9	1:50.876	24.151	142	51.634	173	35.091	180	232									

<b>39 Thoma, CHE</b>									<b>theoretical besttime: 1:49.127</b>								
1	3:23.594	1:35.594	111	1:01.126	158	46.874	59	145	10	1:49.828	<b>23.836</b>	<b>143</b>	51.103	175	34.889	180	234
2	2:21.916	50.427	140	54.528	168	36.961	178	228	11	1:50.300	23.930	144	51.429	174	34.941	182	228
3	1:54.057	25.035	143	52.849	170	36.173	<b>183</b>	231	12	1:50.846	24.687	138	51.150	175	35.009	181	228
4	1:50.793	24.543	<b>144</b>	51.382	174	34.868	183	<b>235</b>	13	1:49.991	24.221	143	50.923	176	34.847	180	231
5	1:49.651	23.851	142	50.992	<b>176</b>	34.808	181	232	14	1:56.185	24.256	144	51.074	174	40.855	58	231
6	1:52.852	24.289	143	53.248	164	35.315	177	233	15	3:32.766	2:06.632	143	50.986	175	35.148	182	228
7	2:02.282	24.561	143	54.417	132	43.304	57	233	16	<b>1:49.584</b>	24.293	144	<b>50.712</b>	<b>175</b>	<b>34.579</b>	<b>183</b>	232
8	5:26.692	3:59.937	142	51.635	174	35.120	180	230	17	1:51.083	24.308	143	50.836	175	35.939	183	234
9	1:49.916	24.039	143	50.965	173	34.912	181	233	18	1:50.229	24.442	143	50.743	176	35.044	183	234



# ADAC TCR Germany



## Sector List Free Practice 1

Provisional

**DMSB** Reg. Nr.: 281/17

Hockenheimring, Length: 4574m  
Air temperature: 15.17°C  
Track temperature: 11.94°C  
Weather condition: Dry

Friday, September 22, 2017 9:00:00

Lap	Time	SE1	SP1	SE2	SP2	SE3	SP3	TSP	Lap	Time	SE1	SP1	SE2	SP2	SE3	SP3	TSP
<b>41</b>	<b>Kirsch, DEU</b>								<b>theoretical besttime: 1:48.794</b>								
1	3:50.619	2:01.740	119	1:05.312	114	43.567	181	154	10	2:04.913	24.763	135	56.239	173	43.911	54	150
2	1:53.176	25.057	142	51.837	174	36.282	183	230	11	4:02.304	2:23.369	131	1:03.980	165	34.955	185	146
3	1:52.305	25.225	144	51.805	173	35.275	184	232	12	1:49.178	23.915	143	50.588	175	34.675	183	233
4	1:49.514	24.127	145	50.508	175	34.879	183	233	13	1:49.214	24.125	146	<b>50.354</b>	<b>175</b>	34.735	183	233
5	<b>1:49.034</b>	24.061	144	50.432	176	<b>34.541</b>	183	231	14	1:50.228	23.914	142	51.466	172	34.848	184	233
6	1:58.898	23.942	144	50.424	<b>176</b>	44.532	50	234	15	1:49.497	24.010	145	50.603	176	34.884	183	233
7	5:48.023	4:21.853	144	51.470	175	34.700	184	229	16	1:49.608	24.075	143	50.630	175	34.903	184	233
8	1:49.608	24.034	144	50.591	175	34.983	184	<b>235</b>	17	2:02.182	24.215	140	53.011	174	44.956	47	232
9	1:49.127	<b>23.899</b>	144	50.452	176	34.776	183	233									

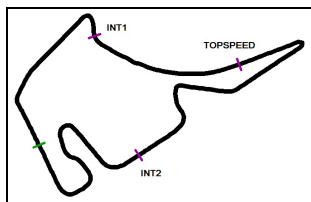
<b>42</b>	<b>Niedertscheider, AUT</b>								<b>theoretical besttime: 1:48.561</b>								
1	3:19.212	1:35.217	112	1:00.961	158	43.034	175	215	7	1:49.121	23.969	145	<b>50.414</b>	<b>176</b>	34.738	183	232
2	2:11.747	28.302	137	57.590	165	45.855	50	228	8	<b>1:48.679</b>	<b>23.753</b>	<b>144</b>	50.532	176	<b>34.394</b>	<b>183</b>	231
3	4:29.713	3:01.187	141	52.567	171	35.959	181	231	9	1:55.051	23.765	144	50.543	175	40.743	183	233
4	2:10.121	24.160	144	52.570	122	53.391	179	<b>233</b>	10	1:48.889	23.839	143	50.574	175	34.476	183	232
5	2:33.345	29.330	118	1:03.069	164	1:00.946	30	148	11	2:07.533	26.528	129	53.421	170	47.584	53	228
6	5:22.733	3:52.598	142	51.567	175	38.568	183	229									

<b>44</b>	<b>Kaibach, DEU</b>								<b>theoretical besttime: 1:49.232</b>								
1	3:46.556	1:46.390	116	1:13.405	90	46.761	167	133	9	1:50.593	24.003	145	51.882	174	34.708	182	<b>235</b>
2	2:06.846	26.939	133	1:01.239	166	38.668	177	179	10	1:49.769	23.929	145	51.205	173	34.635	183	231
3	1:52.274	24.415	<b>146</b>	51.569	174	36.290	176	234	11	1:50.023	23.888	145	51.059	172	35.076	181	233
4	1:50.247	24.105	144	51.570	175	34.572	183	233	12	1:50.083	24.145	145	51.014	174	34.924	181	234
5	1:49.714	24.103	145	<b>50.940</b>	174	34.671	182	232	13	2:12.940	24.306	143	1:02.004	99	46.630	181	168
6	<b>1:49.551</b>	23.801	145	51.234	<b>175</b>	<b>34.516</b>	<b>183</b>	232	14	1:52.636	24.293	144	53.217	174	35.126	179	197
7	2:08.058	<b>23.776</b>	145	55.026	119	49.256	36	234	15	2:11.903	24.316	145	57.135	135	50.452	50	231
8	5:30.485	3:58.194	141	56.924	163	35.367	183	230									

<b>54</b>	<b>Reicher, AUT</b>								<b>theoretical besttime: 1:50.854</b>								
1	3:05.131	1:26.445	107	59.527	161	39.159	165	215	9	1:52.738	25.561	143	52.091	173	<b>35.086</b>	<b>181</b>	232
2	1:59.549	26.840	133	55.480	167	37.229	180	226	10	1:51.197	24.546	143	51.560	171	35.091	181	<b>233</b>
3	1:55.206	25.327	144	53.187	170	36.692	179	229	11	1:51.227	<b>24.447</b>	<b>144</b>	51.619	172	35.161	180	232
4	1:53.603	25.358	142	52.312	<b>173</b>	35.933	180	230	12	2:14.427	25.502	142	51.607	172	57.318	44	232
5	1:54.246	24.905	142	52.798	131	36.543	<b>181</b>	231	13	6:59.085	5:27.196	122	55.564	169	36.325	180	215
6	1:53.452	25.099	139	52.136	172	36.217	181	229	14	1:52.464	25.121	142	52.027	172	35.316	180	230
7	2:05.744	25.028	<b>144</b>	52.012	171	48.704	30	229	15	1:51.291	24.518	142	51.483	172	35.290	180	232
8	6:14.497	4:46.511	141	52.543	172	35.443	181	231	16	<b>1:50.985</b>	24.519	143	<b>51.321</b>	<b>171</b>	35.145	181	233

<b>56</b>	<b>van Lagen, NLD</b>								<b>theoretical besttime: 1:48.857</b>								
1	4:00.561	2:13.560	136	1:10.675	170	36.326	182	112	9	1:49.981	24.157	143	50.962	174	34.862	182	234
2	1:59.450	24.987	143	52.597	171	41.866	183	235	10	1:49.729	23.955	144	50.781	174	34.993	183	235
3	1:52.147	24.424	145	52.444	173	35.279	182	236	11	1:59.798	24.131	143	50.950	175	44.717	43	235
4	1:50.818	24.150	144	51.754	175	34.914	182	<b>238</b>	12	7:47.009	6:15.059	135	53.983	168	37.967	180	196
5	1:50.788	24.232	143	51.663	175	34.893	183	237	13	1:49.392	24.179	145	50.545	176	34.668	183	236
6	1:50.631	24.094	136	51.505	175	35.032	182	234	14	<b>1:49.010</b>	24.014	145	<b>50.367</b>	<b>175</b>	<b>34.629</b>	<b>183</b>	235
7	2:13.318	23.965	144	54.272	140	55.081	32	236	15	1:49.774	<b>23.861</b>	<b>144</b>	50.752	176	35.161	183	236
8	5:03.623	3:36.867	144	51.645	173	35.111	182	235	16	1:57.790	24.219	144	50.736	175	42.835	44	235

<b>66</b>	<b>Jost, CHE</b>								<b>theoretical besttime: 1:49.874</b>								
1	2:17.222	40.583	135	55.263	167	41.376	167	227	11	1:50.641	24.206	141	51.199	175	35.236	180	231
2	1:53.196	25.278	142	51.959	171	35.959	183	230	12	<b>1:50.134</b>	24.254	142	<b>51.029</b>	<b>174</b>	<b>34.851</b>	<b>182</b>	234
3	1:51.361	24.220	140	51.728	174	35.413	182	232	13	1:50.352	24.155	141	51.204	173	34.993	180	233
4	1:52.877	<b>23.994</b>	142	51.462	174	37.421	183	<b>235</b>	14	1:51.414	24.198	141	51.488	173	35.728	180	232
5	1:50.681	24.263	142	51.503	173	34.915	183	234	15	2:10.047	25.747	139	56.012	169	48.288	60	191
6	2:20.512	25.170	123	1:15.182	132	40.160	180	109	16	4:04.038	2:37.332	140	51.472	171	35.234	181	233
7	1:52.946	25.611	140	51.728	174	35.607	182	231	17	1:51.907	24.642	142	51.905	171	35.360	184	231
8	2:29.203	31.494	96	1:06.887	152	50.822	60	159	18	1:50.685	24.194	141	51.222	170	35.269	183	235
9	3:46.755	2:12.146	<b>144</b>	57.327	150	37.282	183	205	19	1:52.078	24.235	142	51.552	172	36.291	139	233
10	1:52.170	24.023	141	52.864	<b>175</b>	35.283	182	231									



# ADAC TCR Germany

## Sector List Free Practice 1



Provisional

**DMSB** Reg. Nr.: 281/17

Friday, September 22, 2017 9:00:00

Hockenheimring, Length: 4574m

Air temperature: 15.17°C

Track temperature: 11.94°C

Weather condition: Dry

Lap	Time	SE1	SP1	SE2	SP2	SE3	SP3	TSP	Lap	Time	SE1	SP1	SE2	SP2	SE3	SP3	TSP
<b>73</b>	Barth, CHE	<b>theoretical besttime: 1:49.548</b>															
1	2:43.554	1:05.893	124	57.299	165	40.362	177	216	11	1:50.584	24.110	140	51.477	174	34.997	181	229
2	1:54.762	26.424	138	52.713	171	35.625	<b>183</b>	230	12	1:50.640	24.209	138	51.221	173	35.210	180	230
3	1:51.712	24.500	141	51.747	175	35.465	183	<b>231</b>	13	1:52.070	24.628	133	52.262	171	35.180	181	214
4	1:50.076	24.276	142	50.914	175	34.886	181	<b>236</b>	14	1:50.146	24.108	141	50.849	174	35.189	182	234
5	1:50.438	24.412	140	51.208	<b>175</b>	34.818	182	229	15	1:52.863	25.030	141	52.595	171	35.238	181	203
6	1:50.464	24.192	<b>143</b>	<b>50.804</b>	173	35.468	183	231	16	1:52.586	25.652	136	51.864	173	35.070	180	227
7	<b>1:49.951</b>	<b>23.931</b>	142	51.207	174	<b>34.813</b>	183	233	17	1:51.639	24.257	140	52.179	173	35.203	181	231
8	2:21.209	24.035	140	59.979	128	57.195	34	188	18	1:54.447	26.016	114	53.107	168	35.324	182	227
9	4:36.967	3:09.970	139	51.964	175	35.033	180	231	19	1:52.861	24.344	140	52.716	172	35.801	179	233
10	1:50.502	24.270	139	51.212	172	35.020	181	230	20	2:21.950	25.543	135	52.300	159	1:04.107	27	232

<b>78</b>	Danz, CHE	<b>theoretical besttime: 1:49.451</b>															
1	3:02.430	1:09.103	102	1:06.492	130	46.835	58	157	8	4:41.172	3:13.723	145	52.016	173	35.433	182	229
2	3:02.614	1:27.541	122	58.329	169	36.744	182	210	9	1:51.279	24.233	144	51.348	172	35.698	179	232
3	1:53.608	25.326	136	52.498	172	35.784	181	230	10	1:49.863	24.174	145	50.863	175	34.826	181	233
4	1:50.815	24.446	145	51.035	174	35.334	183	232	11	1:50.132	24.328	144	51.077	175	34.727	182	233
5	1:50.146	24.562	<b>145</b>	50.812	175	34.772	<b>183</b>	232	12	<b>1:49.606</b>	24.146	144	50.800	174	<b>34.660</b>	<b>183</b>	232
6	1:49.712	24.193	144	<b>50.800</b>	175	34.719	183	233	13	2:05.092	24.314	143	53.941	170	46.837	41	206
7	2:12.287	<b>23.991</b>	144	53.716	163	54.580	29	<b>234</b>									

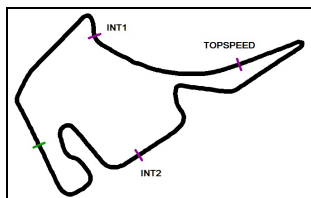
<b>84</b>	Sandberg, NLD	<b>theoretical besttime: 1:51.675</b>															
1	3:36.217	1:34.979	100	1:11.515	124	49.723	159	154	9	1:53.111	25.009	143	52.113	171	35.989	182	<b>233</b>
2	2:17.218	29.806	124	1:04.501	146	42.911	161	161	10	1:52.636	24.828	141	52.053	172	35.755	182	230
3	2:17.022	27.416	128	58.609	165	50.997	59	225	11	1:52.022	<b>24.554</b>	<b>143</b>	51.915	173	35.553	182	231
4	3:37.506	2:03.224	128	54.865	169	39.417	180	225	12	2:09.473	24.672	141	53.004	173	51.797	54	232
5	2:00.491	25.721	132	56.637	170	38.133	179	229	13	5:38.780	3:53.853	115	1:03.373	158	41.554	173	180
6	2:20.435	25.816	135	59.666	140	54.953	40	201	14	1:59.937	28.534	125	55.179	171	36.224	182	213
7	3:54.017	2:23.431	136	53.448	170	37.138	183	232	15	1:52.108	24.845	143	51.806	173	35.457	183	232
8	1:54.415	25.023	<b>144</b>	52.652	171	36.740	181	232	16	<b>1:51.704</b>	24.583	143	<b>51.746</b>	<b>174</b>	<b>35.375</b>	<b>183</b>	231

<b>88</b>	Oestreich, DEU	<b>theoretical besttime: 1:49.652</b>															
1	3:34.737	1:49.750	133	1:03.560	118	41.427	167	139	9	1:50.090	24.189	144	50.895	174	35.006	183	234
2	2:03.550	26.125	140	1:00.609	148	36.816	180	151	10	2:05.773	24.366	133	58.157	174	43.250	59	141
3	1:54.609	25.972	129	53.353	172	35.284	183	230	11	4:29.609	3:01.321	125	52.628	174	35.660	183	203
4	1:50.013	24.422	<b>145</b>	50.837	<b>174</b>	34.754	183	232	12	1:50.244	24.412	145	50.927	174	34.905	181	230
5	1:50.188	24.411	145	51.031	174	<b>34.746</b>	<b>184</b>	232	13	1:58.142	24.470	141	51.100	173	42.572	57	231
6	2:01.909	24.234	144	52.669	174	45.006	49	233	14	3:50.392	2:24.348	145	51.008	173	35.036	183	230
7	6:01.643	4:34.054	140	51.548	168	36.041	183	232	15	1:50.323	24.344	143	50.912	173	35.067	180	231
8	<b>1:49.928</b>	<b>24.144</b>	143	<b>50.762</b>	174	35.022	183	<b>235</b>	16	1:51.087	24.592	144	51.004	174	35.491	183	233

<b>94</b>	Richard, CHE	<b>theoretical besttime: 1:48.722</b>															
1	2:22.219	41.951		1:00.979	168	39.289	178	211	10	1:57.064	<b>23.867</b>		52.645	105	40.552	184	238
2	2:04.268	26.348		54.416	172	43.504	47	203	11	1:49.951	23.910		51.386	177	34.655	183	233
3	5:15.540	3:43.002		56.453	167	36.085	181	189	12	1:49.364	24.067		50.735	177	34.562	184	234
4	1:51.117	24.541		51.450	174	35.126	185	230	13	2:04.930	24.077		50.786	175	50.067	42	233
5	1:49.827	24.071		50.920	174	34.836	184	228	14	4:48.369	3:15.419		58.117	174	34.833	185	183
6	2:10.824	24.058		54.867	150	51.899	48	227	15	1:50.719	24.297		51.567	175	34.855	185	219
7	4:15.209	2:48.987		51.060	177	35.162	185	231	16	1:50.052	24.325		50.956	176	34.771	185	236
8	<b>1:48.975</b>	23.977		50.658	176	<b>34.340</b>	183	231	17	2:14.389	23.949		50.741	177	59.699	24	<b>240</b>
9	1:49.013	24.091		<b>50.515</b>	<b>177</b>	34.407	<b>185</b>	228									

<b>98</b>	Lautenschlager, DEU	<b>theoretical besttime: 1:49.415</b>															
1	2:31.852	48.490	120	1:03.655	166	39.707	133	140	10	<b>1:49.423</b>	24.116	144	<b>50.562</b>	<b>176</b>	<b>34.745</b>	<b>184</b>	238
2	2:04.087	28.333	142	58.756	171	36.998	182	177	11	1:50.041	24.205	144	50.669	176	35.167	183	237
3	1:53.349	25.196	140	52.198	171	35.955	182	232	12	1:50.106	24.288	144	50.948	174	34.870	183	235
4	1:58.088	24.848	142	51.942	175	41.298	57	236	13	1:53.101	<b>24.108</b>	<b>144</b>	54.187	176	34.806	184	237
5	4:46.602	3:19.905	141	51.623	175	35.074	184	237	14	1:50.059	24.302	145	50.768	175	34.989	182	<b>240</b>
6	2:05.010	24.147	144	54.758	124	46.105	52	239	15	1:50.755	24.351	145	50.885	175	35.519	183	237
7	3:41.608	2:13.220	142	51.359	174	37.029	180	233	16	1:50.401	24.413	144	50.971	175	35.017	183	237





# ADAC TCR Germany



## Sector List Free Practice 1

Provisional

**DMSB** Reg. Nr.: 281/17

Friday, September 22, 2017 9:00:00

Hockenheimring, Length: 4574m

Air temperature: 15.17°C

Track temperature: 11.94°C

Weather condition: Dry

Lap	Time	SE1	SP1	SE2	SP2	SE3	SP3	TSP	Lap	Time	SE1	SP1	SE2	SP2	SE3	SP3	TSP
8	1:51.560	24.234	143	50.834	176	36.492	182	237	17	2:07.455	24.677	141	59.076	156	43.702	59	189
9	1:50.097	24.266	140	50.829	176	35.002	<b>185</b>	237	18								

**99** Zimmermann, DEU

**theoretical besttime: 1:49.809**

1	2:30.645	47.364	116	1:02.893	150	40.388	154	137	10	<b>1:50.195</b>	24.128	143	50.936	176	35.131	182	238
2	2:10.868	28.330	135	56.852	165	45.686	55	214	11	1:50.622	24.200	144	51.450	175	34.972	184	236
3	5:54.880	4:24.033	140	54.526	168	36.321	181	231	12	1:50.263	<b>24.020</b>	<b>143</b>	51.136	175	35.107	181	237
4	1:53.374	24.639	139	52.834	173	35.901	184	232	13	1:50.588	24.372	143	51.053	175	35.163	183	238
5	1:51.714	24.406	141	51.110	175	36.198	158	232	14	1:56.868	24.160	144	<b>50.902</b>	<b>174</b>	41.806	56	237
6	2:28.719	27.304	140	1:03.064	144	58.351	32	107	15	5:39.791	4:13.166	142	51.738	174	<b>34.887</b>	<b>181</b>	234
7	2:24.426	57.263	137	51.913	175	35.250	184	236	16	1:51.208	24.066	143	51.394	174	35.748	178	235
8	1:57.215	24.071	<b>144</b>	57.327	142	35.817	<b>184</b>	<b>241</b>	17	1:58.677	24.248	142	51.349	173	43.080	34	236
9	1:54.790	24.318	144	54.949	170	35.523	183	241									



# ADAC TCR Germany

## Top speed list Free Practice 1

Provisional



Hockenheimring, Length: 4574m

Air temperature: 15.17°C

Track temperature: 11.94°C

Weather condition: Dry

**DMSB** Reg. Nr.: 281/17

Friday, September 22, 2017 9:00:00

#	Name (NAT)	Team	Car name	Speed	Lap	Race time
19	Max Hofer (AUT)	AC 1927 Mayen e.V. im ADAC	Audi RS 3 LMS	242.69	6	10:40.891
99	Tim Zimmermann (DEU)	Target Competition GER	Audi RS 3 LMS	241.07	8	19:52.714
94	Kris Richard (CHE)	Target Competition UK-SUI (GBR)	Honda Civic TCR	240.53	17	40:15.538
14	Niels Langeveld (NLD)	Racing One	Audi RS 3 LMS	240.00	6	12:47.070
18	Sheldon van der Linde (ZAF)	AC 1927 Mayen e.V. im ADAC	Audi RS 3 LMS	240.00	11	26:26.476
98	Tom Lautenschlager (DEU)	Target Competition GER	Audi RS 3 LMS	240.00	14	30:43.249
56	Jaap van Lagen (NLD)	Certainty Racing Team (NLD)	Audi RS 3 LMS	238.93	4	8:30.408
12	Simon Larsson (SWE)	Target Competition SWE-POL	Audi RS 3 LMS	238.93	11	27:09.871
20	Niko Kankkunen (FIN)	LMS Racing (FIN)	Audi RS 3 LMS	238.93	12	27:41.396
10	Antti Buri (FIN)	LMS Racing (FIN)	Audi RS 3 LMS	238.41	5	12:24.319
73	Fredy Barth (CHE)	TOPCAR Sport	SEAT Leon TCR	236.84	4	7:08.571
1	Josh Files (GBR)	Target Competition UK-SUI (GBR)	Honda Civic TCR	236.84	7	11:59.935
22	Harald Proczyk (AUT)	HP Racing	Opel Astra TCR	236.84	14	35:01.726
35	Rudolf Rhyn (CHE)	Rikki Motorsport (CHE)	Honda Civic TCR	236.84	13	35:31.504
2	Alex Morgan (GBR)	Wolf-Power Racing 2	SEAT Leon TCR	236.32	3	6:25.694
11	Jürgen Schmarl (AUT)	Target Competition AUT-POR	Honda Civic TCR	236.32	11	25:18.052
8	Luca Engstler (DEU)	JUNIOR TEAM ENGSTLER (DEU)	VW Golf GTI TCR	235.80	8	19:50.589
66	Ronny Jost (CHE)	TOPCAR Sport	SEAT Leon TCR	235.29	4	6:39.983
39	Florian Thoma (CHE)	JUNIOR TEAM ENGSTLER (DEU)	VW Golf GTI TCR	235.29	4	8:18.360
41	Steve Kirsch (DEU)	Honda Team ADAC Sachsen	Honda Civic TCR	235.29	8	19:39.774
88	Moritz Oestreich (DEU)	Honda Team ADAC Sachsen	Honda Civic TCR	235.29	8	19:55.004
44	Sandro Kaibach (DEU)	Aust Motorsport (DEU)	Audi RS 3 LMS	235.29	9	21:32.017
36	Dino Calcum (DEU)	Schlaeppli Race-Tec (CHE)	Opel Astra TCR	234.78	5	9:35.055
29	Max Hesse (DEU)	Aust Motorsport (DEU)	Audi RS 3 LMS	234.78	7	12:13.958
17	Jasmin Preisig (CHE)	Lubner Motorsport (DEU)	Opel Astra TCR	234.27	4	8:18.026
78	Fabian Danz (CHE)	Schlaeppli Race-Tec (CHE)	SEAT Leon TCR	234.27	7	14:07.581
42	Lukas Niedertscheider (AUT)	Niedertscheider Motorsport (AUT)	SEAT Leon TCR	233.76	4	10:39.046
7	Mike Halder (DEU)	Wolf-Power Racing 2	SEAT Leon TCR	233.76	3	24:54.571
28	Pascal Eberle (CHE)	Steibel Motorsport (CZE)	SEAT Leon TCR	233.26	10	22:25.608
84	Maurits Sandberg (NLD)	Racing One 2	Audi RS 3 LMS	233.26	9	22:36.690
54	Simon Reicher (AUT)	Certainty Racing Team (NLD)	Audi RS 3 LMS	233.26	10	23:33.141
16	Luigi Ferrara (ITA)	V-Action Racing Team	Alfa Romeo	232.75	13	34:29.437
38	Jason Wolfe (USA)	TEAM ENGSTLER USA	VW Golf GTI TCR	232.25	8	19:52.511
23	Sebastian Steibel (DEU)	Steibel Motorsport (CZE)	VW Golf GTI TCR	231.75	9	20:29.075
15	Cosimo Barberini (ITA)	V-Action Racing Team	Alfa Romeo	231.75	16	39:22.961
34	Orhan Vouilloz (CHE)	Young Driver Challenge (DEU)	SEAT Leon TCR	231.26	4	8:28.103
9	Stefan Goede (DEU)	TEAM ENGSTLER USA	VW Golf GTI TCR	231.26	6	10:54.918