



ADAC GT Masters

Result List Race 2



Provisional

DMSB Reg. Nr.: 273/17

Amended
19.9.2017 - 19:49

Sachsenring, Length: 3645m

Air temperature: 17.03°C

Track temperature: 23.47°C

Weather condition: Dry

Sunday, September 17, 2017 13:08:00

started : 23 classified : 19 not classified : 4

	Drivers	Team	Car	Laps	Total Time	Gap	Kph	Lap	Time	Kph
1	26 S.Asch (DEU)/E.Mortara(ITA)	BWT Mücke Motorsport(DEU)	Mercedes-AMG GT3	43	1:02:20.096		150.5	40	1:19.337	165.3
2	84 P.Assenheimer(DEU)(J)/ M.Götz (DEU)	Mercedes-AMGTeamHTPMotorsport(L	Mercedes-AMG GT3	43	1:02:21.384	1.288	150.5	15	1:19.243	165.5
3	2 J.Schmidt (CHE)(J)/C.Haase(DEU)	MontaplastbyLand-Motorsport(DEU)	Audi R8 LMS	43	1:02:22.826	2.730	150.5	42	1:19.482	165.0
4	42 N.Catsburg(NLD)/ P.Eng (AUT)	BMW Team Schnitzer(DEU)	BMW M6 GT3	43	1:02:28.220	8.124	150.3	3	1:19.787	164.4
5	7 N.Siedler(AUT)/ M.Mapelli (ITA)	HB Racing WDS Bau(AUT)	Lamborghini Huracan GT3	43	1:02:28.705	8.609	150.3	8	1:19.872	164.2
6	3 S.van der Linde (ZAF)(J)/K.van der Linde (ZAF)	Aust Motorsport(DEU)	Audi R8 LMS	43	1:02:29.375	9.279	150.3	30	1:19.973	164.0
7	25 M.Ortmann(DEU)(J)/ F.Salaquarda (CZE)	BWT Mücke Motorsport(DEU)	Audi R8 LMS	43	1:02:30.571	10.475	150.2	16	1:19.910	164.2
8	99 R.Renauer(DEU)/ S.Müller (DEU)	Precote Herberth Motorsport(DEU)	Porsche 911 GT3 R	43	1:02:31.796	11.700	150.3	22	1:20.223	163.5
9	1 C.De Phillippi(USA)/ C.Mies (DEU)	MontaplastbyLand-Motorsport(DEU)	Audi R8 LMS	43	1:02:32.362	12.266	150.2	22	1:19.786	164.4
10	4 D.Marschall(DEU)(J)/ P.Niederhauser (CHE)	Aust Motorsport(DEU)	Audi R8 LMS	43	1:02:33.407	13.311	150.2	4	1:19.840	164.3
11	17 M.Ammermüller(DEU)/ M.Jaminet (FRA)	KÜS TEAM75 Bernhard(DEU)	Porsche 911 GT3 R	43	1:02:35.258	15.162	150.2	19	1:20.104	163.8
12	18 A.de Leener(BEL)/ C.Friedrich (DEU)(J)	KÜS TEAM75 Bernhard(DEU)	Porsche 911 GT3 R	43	1:02:37.415	17.319	150.1	18	1:20.472	163.0
13	36 K.Bachler (AUT)/A.Macdowall(GBR)	Schütz Motorsport(DEU)	Porsche 911 GT3 R	43	1:02:37.959	17.863	150.1	28	1:19.983	164.0
14	22 R.Lips(CHE)(T)/ M.Gassner (DEU)	MRS GT-Racing(DEU)	Nissan GT-RNISMOGT3	43	1:02:44.326	24.230	149.8	11	1:20.848	162.3
15	24 A.Picariello (BEL)(J)/J.Green(GBR)	BWT Mücke Motorsport(DEU)	Audi R8 LMS	43	1:03:02.862	42.766	148.9	41	1:19.407	165.2
16	8 R.Feller (CHE)(J)/M.Ahlin-Kottulinsky(SWE)(J)	Audi Sport racing academy(DEU)	Audi R8 LMS	42	1:02:29.989	1LAPS	146.9	41	1:20.625	162.7
17	50 P.Geipel(DEU)/ R.Frey (CHE)	YACO Racing(DEU)	Audi R8 LMS	42	1:02:35.934	1LAPS	146.6	17	1:20.441	163.1
18	9 C.Höher (AUT)(J)/E.Erhart(DEU)	Audi Sport racing academy(DEU)	Audi R8 LMS	42	1:02:42.517	1LAPS	146.4	27	1:20.664	162.6
19	6 C.Zanella (CHE)/F.Spengler(DEU)	HB Racing WDS Bau(AUT)	Lamborghini Huracan GT3	41	1:00:07.459	2 LAP	149.0	26	1:20.688	162.6
Not classified										
66	J.Judek(DEU)(J)/ E.Lindholm (FIN)(J)	ADACNSA/AttemptoRacingTeam(DE	Lamborghini Huracan GT3	29	41:09.400	14 LAP	154.3	16	1:20.521	162.9
77	J.Gounon(FRA)(J)/ R.van der Zande (NLD)	Callaway Competition(DEU)	Corvette C7 GT3	24	33:34.479	19 LAP	156.4	4	1:20.149	163.7
48	I.Dontje(NLD)(J)/ M.Kirchhöfer (DEU)	Mercedes-AMGTeamHTPMotorsport(L	Mercedes-AMG GT3	22	32:01.997	21 LAP	150.0	19	1:20.038	163.9
13	S.Barth(DEU)(T)/ M.Hackländer (DEU)	RWT Racing(AUT)	Corvette C7 GT3	4	6:34.586	39 LAP	127.4	3	1:21.755	160.5
Disqualified										
21	L.Stolz (DEU)(J)/L.Ludwig(DEU)	Mercedes-AMGTeamZAKSPEED(DEU)	Mercedes-AMG GT3							
20	N.Sylvest (DNK)(J)/Y.Buurman(NLD)	Mercedes-AMGTeamZAKSPEED(DEU)	Mercedes-AMG GT3							

Fastest lap of the race. Car 21 driver Luca Stolz on lap 43. Time 1:18.688, average speed 166.7 km/h.

Following stewards decision no. 70, 71 disqualification for car no. 20, 21

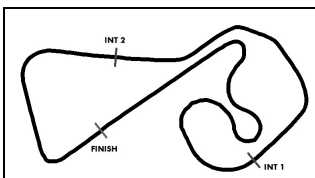
Publication time:	Clerk of the Course:	Timekeeper: Steffen Ruhl
-------------------	----------------------	--------------------------

ver: 1.2

www.adac.de/motorsport

Page 1/ 1 printed: 19.9.2017 19:49

CERTINA
S W I S S W A T C H E S



ADAC GT Masters

Lap Chart Race 2

Provisional

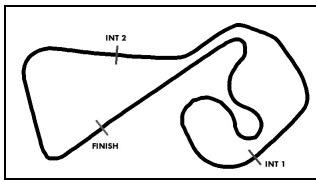


Sachsenring, Length: 3645 m

Sunday, September 17, 2017 13:08:00

LapCha	1	2	3	4	5	6	7	8	9	10	11	12	13	14	15	16	17	18	19	20	21	22	23	24	25	26	27	28	29	30	31	32	33	34	35	36	37	38	39	40	41	42	43	44	45					
LAP 36	20	84	21	26	2	42	7	3	25	1	99	24	4	17	18	22	36	6	8'	50'	9'																													
LAP 37	20	84	21	26	2	42	7	3	25	1	99	4	17	18	22	36	6	24	8'	50'	9'																													
LAP 38	20	21	26	84	2	42	7	3	25	1	99	4	18	17	36	22	6	24	8'	50'	9'																													
LAP 39	20	21	26	84	2	42	7	3	25	99	1	4	17	18	36	6	22	24	8'	50'	9'																													
LAP 40	20	21	26	84	2	42	7	3	25	99	1	4	17	18	36	6	22	24	8'	50'	9'																													
LAP 41	20	21	26	84	2	42	7	3	25	99	1	4	17	18	36	22	6	24	8'	50'	9'																													
LAP 42	20	21	26	84	2	42	7	3	25	99	1	4	17	18	36	22	24	8'	50'	9'																														
LAP 43	21	20	26	84	2	42	7	3	25	99	1	4	17	18	36	22	24																																	

. - PIT STOP ' - LAP BEHIND



ADAC GT Masters

Sector List Race 2

Provisional



Sachsenring, Length: 3645m

Air temperature: 16.95°C

Track temperature: 23.8°C

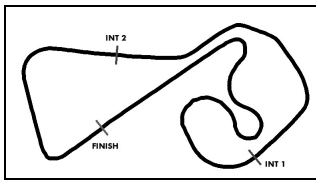
Weather condition: Dry

DMSB Reg. Nr.: 273/17

Sunday, September 17, 2017 13:08:00

Lap	Time	SE1	SP1	SE2	SP2	SE3	SP3	TSP	Lap	Time	SE1	SP1	SE2	SP2	SE3	SP3	TSP
84 Assenheimer, DEU / Götz, DEU									theoretical besttime: 1:19.117								
1	1:19.485	40.853		17.720		20.912	174	192	23	1:19.289	41.208		17.317		20.764	173	220
2	1:19.650	41.395		17.499		20.756	173	220	24	1:23.499	41.523		17.516		24.460	59	220
3	1:19.685	41.120		17.773		20.792	171	220	25	2:28.373	1:49.735		17.596		21.042	174	
4	1:19.376	41.090		17.477		20.809	173	219	26	1:20.309	41.713		17.538		21.058	174	221
5	1:19.717	41.137		17.521		21.059	174	220	27	1:19.939	41.475		17.444		21.020	173	221
6	1:19.809	41.218		17.663		20.928	171	220	28	1:20.439	41.699		17.569		21.171	171	221
7	1:19.631	41.343		17.481		20.807	173	219	29	1:20.085	41.492		17.404		21.189	173	221
8	1:19.476	41.210		17.424		20.842	174	220	30	1:20.014	41.551		17.463		21.000	175	222
9	1:19.538	41.224		17.363		20.951	171	221	31	1:19.729	41.437		17.316		20.976	174	222
10	1:19.451	41.280		17.311		20.860	173	220	32	1:21.200	41.517		17.508		22.175	168	222
11	1:19.546	41.278		17.424		20.844	173	220	33	2:04.060	51.003		36.664		36.393	90	220
12	1:19.689	41.423		17.397		20.869	175	220	34	2:13.436	1:08.224		32.701		32.511	144	113
13	1:19.443	41.301		17.314		20.828	173	221	35	2:08.903	1:03.019		32.964		32.920	137	144
14	1:19.262	41.186		17.271		20.805	174	221	36	2:08.553	1:01.603		33.648		33.302	130	143
15	1:19.243	41.155		17.278		20.810	174	221	37	2:01.271	1:01.540		31.327		28.404	168	143
16	1:19.443	41.186		17.348		20.909	173	222	38	1:23.120	43.031		18.801		21.288	175	216
17	1:19.464	41.230		17.403		20.831	173	221	39	1:19.739	41.405		17.355		20.979	177	222
18	1:19.395	41.129		17.361		20.905	171	221	40	1:19.627	41.253		17.403		20.971	174	222
19	1:19.529	41.378		17.288		20.863	173	220	41	1:19.933	41.579		17.354		21.000	174	221
20	1:20.245	41.239		17.869		21.137	173	221	42	1:19.768	41.328		17.465		20.975	175	222
21	1:19.784	41.243		17.510		21.031	171	220	43	1:19.793	41.284		17.429		21.080	174	222
22	1:19.444	41.109		17.405		20.930	173	221									

Lap	Time	SE1	SP1	SE2	SP2	SE3	SP3	TSP	Lap	Time	SE1	SP1	SE2	SP2	SE3	SP3	TSP
99 Renauer, DEU / Müller, DEU									theoretical besttime: 1:19.984								
1	1:25.769	45.898		18.354		21.517	177	199	23	1:20.343	41.553		17.625		21.165	173	223
2	1:21.471	41.890		18.321		21.260	174	227	24	1:23.812	41.972		17.792		24.048	58	223
3	1:21.862	42.308		18.255		21.299	175	225	25	2:29.570	1:50.746		17.776		21.048	173	
4	1:20.934	41.722		17.996		21.216	173	225	26	1:20.777	41.839		17.944		20.994	175	224
5	1:20.675	41.620		17.835		21.220	174	223	27	1:20.458	41.771		17.687		21.000	174	224
6	1:20.911	41.667		18.008		21.236	174	223	28	1:20.469	41.679		17.780		21.010	171	225
7	1:20.597	41.440		17.977		21.180	170	224	29	1:20.681	41.866		17.826		20.989	175	225
8	1:20.611	41.786		17.780		21.045	174	221	30	1:20.478	41.686		17.705		21.087	177	225
9	1:20.543	41.557		17.866		21.120	173	225	31	1:20.384	41.497		17.601		21.286	175	226
10	1:20.459	41.730		17.772		20.957	173	224	32	1:22.256	42.313		18.364		21.579	174	225
11	1:20.677	41.581		17.959		21.137	174	222	33	1:34.987	42.402		18.203		34.382	87	225
12	1:21.105	41.854		17.983		21.268	171	223	34	2:14.394	1:07.405		33.026		33.963	101	163
13	1:21.105	41.836		17.911		21.358	171	224	35	2:07.274	1:00.487		34.080		32.707	87	197
14	1:21.183	42.046		18.005		21.132	174	223	36	2:08.725	59.624		36.577		32.524	77	179
15	1:20.699	41.759		17.787		21.153	173	225	37	1:55.764	59.425		30.355		25.984	175	156
16	1:20.635	41.665		17.851		21.119	173	225	38	1:22.426	42.488		18.471		21.467	177	225
17	1:20.762	41.691		17.854		21.217	173	226	39	1:22.058	42.243		18.091		21.724	174	226
18	1:20.946	41.670		17.865		21.411	174	224	40	1:21.039	41.835		17.844		21.360	175	225
19	1:20.903	41.798		17.866		21.239	174	225	41	1:20.968	41.882		17.873		21.213	177	226
20	1:20.842	41.818		17.849		21.175	174	225	42	1:20.787	41.910		17.805		21.072	177	226
21	1:20.496	41.576		17.851		21.069	171	224	43	1:20.738	41.763		17.846		21.129	177	226
22	1:20.223	41.502		17.587		21.134	171	223									



ADAC GT Masters

Top speed list Race 2

Provisional



Sachsenring, Length: 3645m

Air temperature: 17.03°C

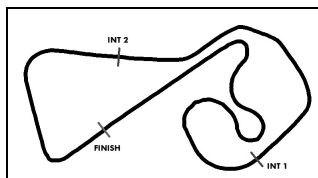
Track temperature: 23.47°C

Weather condition: Dry

DMSB Reg. Nr.: 273/17

Sunday, September 17, 2017 13:08:00

#	Name (NAT)	Team	Car name	Speed	Lap	Race time
22	Remo Lips (CHE)	MRS GT-Racing (DEU)	Nissan GT-R NISMO GT3	230.76	43	1:01:26.631
77	Renger van der Zande (NLD)	Callaway Competition (DEU)	Corvette C7 GT3	228.32	12	14:57.926
99	Sven Müller (DEU)	Precote Herberth Motorsport (DEU)	Porsche 911 GT3 R	227.36	2	1:30.932
17	Mathieu Jaminet (FRA)	KÜS TEAM75 Bernhard (DEU)	Porsche 911 GT3 R	227.36	3	2:55.212
18	Adrien de Leener (BEL)	KÜS TEAM75 Bernhard (DEU)	Porsche 911 GT3 R	226.41	42	59:59.958
21	Luca Stolz (DEU)	Mercedes-AMG Team ZAKSPEED (DEU)	Mercedes-AMG GT3	226.41	43	1:01:00.995
36	Klaus Bachler (AUT)	Schütz Motorsport (DEU)	Porsche 911 GT3 R	225.94	28	38:18.458
42	Nick Catsburg (NLD)	BMW Team Schnitzer (DEU)	BMW M6 GT3	225.94	38	54:26.281
13	Maximilian Hackländer (DEU)	RWT Racing (AUT)	Corvette C7 GT3	224.53	4	4:15.250
20	Nicolai Sylvest (DNK)	Mercedes-AMG Team ZAKSPEED (DEU)	Mercedes-AMG GT3	224.06	31	41:04.841
3	Sheldon van der Linde (ZAF)	Aust Motorsport (DEU)	Audi R8 LMS	223.60	43	1:01:13.646
25	Mike David Ortmann (DEU)	BWT Mücke Motorsport (DEU)	Audi R8 LMS	223.60	43	1:01:15.188
2	Jeffrey Schmidt (CHE)	Montaplast by Land-Motorsport (DEU)	Audi R8 LMS	223.14	38	54:26.038
9	Christopher Höher (AUT)	Audi Sport racing academy (DEU)	Audi R8 LMS	223.14	37	54:28.484
8	Ricardo Feller (CHE)	Audi Sport racing academy (DEU)	Audi R8 LMS	223.14	41	59:53.993
48	Marvin Kirchhöfer (DEU)	Mercedes-AMG Team HTP Motorsport (DEU)	Mercedes-AMG GT3	222.68	10	12:32.634
1	Christopher Mies (DEU)	Montaplast by Land-Motorsport (DEU)	Audi R8 LMS	222.68	12	14:57.714
84	Patrick Assenheimer (DEU)	Mercedes-AMG Team HTP Motorsport (DEU)	Mercedes-AMG GT3	222.68	30	39:47.500
6	Florian Spengler (DEU)	HB Racing WDS Bau (AUT)	Lamborghini Huracan GT3	222.22	3	2:51.778
24	Alessio Picariello (BEL)	BWT Mücke Motorsport (DEU)	Audi R8 LMS	222.22	30	40:25.303
26	Sebastian Asch (DEU)	BWT Mücke Motorsport (DEU)	Mercedes-AMG GT3	222.22	38	54:25.438
7	Marco Mapelli (ITA)	HB Racing WDS Bau (AUT)	Lamborghini Huracan GT3	221.76	9	10:48.629
4	Patric Niederhauser (CHE)	Aust Motorsport (DEU)	Audi R8 LMS	221.76	12	14:57.630
50	Rahel Frey (CHE)	YACO Racing (DEU)	Audi R8 LMS	221.76	18	23:16.488
66	Emil Lindholm (FIN)	ADAC NSA / Attempto Racing Team (DEU)	Lamborghini Huracan GT3	220.85	9	11:10.686



ADAC GT Masters

Pit Stops Race 2

Provisional



Sachsenring, Length: 3645m

Air temperature: 16.95°C

Track temperature: 23.8°C

Weather condition: Dry

DMSB Reg. Nr.: 273/17

Sunday, September 17, 2017 13:08:00

Nr	Driver in	Day time in	Time in	Driver out	Day time out	Time out	Nett Time
13	Maximilian Hackländer	13:14:14.317	6:33.298				
21	Luca Ludwig	13:33:00.758	25:19.739	Luca Ludwig	13:34:11.324	26:30.305	1:10.566
7	Marco Mapelli	13:33:09.978	25:28.959	Marco Mapelli	13:34:20.893	26:39.874	1:10.915
25	Filip Salaquarda	13:33:13.292	25:32.273	Mike David Ortmann	13:34:24.592	26:43.573	1:11.300
50	Rahel Frey	13:33:36.876	25:55.857	Philip Geipel	13:34:52.991	27:11.972	1:16.115
9	Elia Erhart	13:33:53.934	26:12.915	Christopher Höher	13:35:04.291	27:23.272	1:10.357
36	Alex Macdowall	13:33:54.671	26:13.652	Klaus Bachler	13:35:05.500	27:24.481	1:10.829
8	Mikaela Ahlin-Kottulinsky	13:33:57.697	26:16.678	Ricardo Feller	13:35:07.785	27:26.766	1:10.088
77	Renger van der Zande	13:34:43.961	27:02.942	Jules Gounon	13:35:54.278	28:13.259	1:10.317
6	Florian Spengler	13:35:15.734	27:34.715	Florian Spengler	13:36:26.671	28:45.652	1:10.937
2	Christopher Haase	13:35:47.844	28:06.825	Christopher Haase	13:36:58.446	29:17.427	1:10.602
4	Patric Niederhauser	13:36:02.639	28:21.620	Dennis Marschall	13:37:14.289	29:33.270	1:11.650
24	Jamie Green	13:36:06.253	28:25.234	Alessio Picariello	13:37:18.866	29:37.847	1:12.613
48	Marvin Kirchhöfer	13:36:25.146	28:44.127	Indy Dontje	13:37:35.369	29:54.350	1:10.223
26	Edoardo Mortara	13:36:58.342	29:17.323	Edoardo Mortara	13:38:09.400	30:28.381	1:11.058
18	Christopher Friedrich	13:37:33.337	29:52.318	Christopher Friedrich	13:38:45.030	31:04.011	1:11.693
66	Emil Lindholm	13:37:53.455	30:12.436	Emil Lindholm	13:39:04.707	31:23.688	1:11.252
9	Christopher Höher	13:39:14.393	31:33.374	Christopher Höher	13:39:49.001	32:07.982	34.608
20	Yelmer Buurman	13:39:30.510	31:49.491	Nicolai Sylvest	13:40:40.928	32:59.909	1:10.418
84	Maximilian Götz	13:39:33.510	31:52.491	Maximilian Götz	13:40:43.820	33:02.801	1:10.310
48	Indy Dontje	13:39:42.158	32:01.139				
42	Philipp Eng	13:39:47.142	32:06.123	Philipp Eng	13:40:59.995	33:18.976	1:12.853
1	Christopher Mies	13:40:03.449	32:22.430	Christopher Mies	13:41:14.330	33:33.311	1:10.881
99	Sven Müller	13:40:07.964	32:26.945	Robert Renauer	13:41:19.045	33:38.026	1:11.081
22	Marc Gassner	13:40:26.732	32:45.713	Remo Lips	13:41:37.764	33:56.745	1:11.032
3	Sheldon van der Linde	13:41:13.296	33:32.277	Sheldon van der Linde	13:42:24.533	34:43.514	1:11.237
17	Mathieu Jaminet	13:41:35.708	33:54.689	Michael Ammermüller	13:42:46.458	35:05.439	1:10.750
50	Philip Geipel	13:44:26.776	36:45.757	Philip Geipel	13:44:44.865	37:03.846	18.089
24	Alessio Picariello	14:02:07.871	54:26.852	Alessio Picariello	14:02:46.530	55:05.511	38.659
6	Christopher Zanella	14:07:47.773	1:00:06.754				