



ADAC GT Masters

Result List Race 1



Provisional

DMSB Reg. Nr.: 273/17

Amended
19.9.2017 - 19:51

Sachsenring, Length: 3645m

Air temperature: 13.65°C

Track temperature: 14.82°C

Weather condition: Dry

Saturday, September 16, 2017 13:15:00

started : 23 classified : 21 not classified : 2

	Drivers	Team	Car	Laps	Total Time	Gap	Kph	Lap	Time	Kph
1	1 C.De Phillippi(USA) /C.Mies(DEU)	MontaplastbyLand-Motorsport(DEU)	Audi R8 LMS	44	1:01:38.587		155.8	3	1:18.831	166.4
2	48 I.Dontje(NLD) (J)/ M.Kirchhöfer(DEU)	Mercedes-AMGTeamHTPMotorsport(L)	Mercedes-AMG GT3	44	1:01:44.668	6.081	155.7	27	1:19.376	165.3
3	42 N.Catsburg(NLD) /P.Eng(AUT)	BMW Team Schnitzer(DEU)	BMW M6 GT3	44	1:01:54.260	15.673	155.3	16	1:19.887	164.2
4	3 S.van der Linde(ZAF) (J)/K.van der Linde (ZAF)	Aust Motorsport(DEU)	Audi R8 LMS	44	1:01:55.411	16.824	155.3	6	1:19.838	164.3
5	24 A.Picariello(BEL) (J)/J.Green(GBR)	BWT Mücke Motorsport(DEU)	Audi R8 LMS	44	1:01:56.781	18.194	155.2	6	1:19.693	164.6
6	36 K.Bachler(AUT) /A.Macdowall(GBR)	Schütz Motorsport(DEU)	Porsche 911 GT3 R	44	1:01:58.849	20.262	155.2	18	1:20.282	163.4
7	84 P.Assenheimer(DEU) (J)/ M.Götz(DEU)	Mercedes-AMGTeamHTPMotorsport(L)	Mercedes-AMG GT3	44	1:01:58.997	20.410	155.6	24	1:19.240	165.5
8	77 J.Gounon(FRA) (J)/R.van der Zande(NLD)	Callaway Competition(DEU)	Corvette C7 GT3	44	1:01:59.259	20.672	155.4	16	1:19.936	164.1
9	99 R.Renauer(DEU) /S.Müller(DEU)	Precote Herberth Motorsport(DEU)	Porsche 911 GT3 R	44	1:01:59.647	21.060	155.2	24	1:19.761	164.5
10	17 M.Ammermüller(DEU) /M.Jaminet(FRA)	KÜS TEAM75 Bernhard(DEU)	Porsche 911 GT3 R	44	1:02:00.278	21.691	155.3	22	1:20.447	163.1
11	2 J.Schmidt(CHE) (J)/ C.Haase(DEU)	MontaplastbyLand-Motorsport(DEU)	Audi R8 LMS	44	1:02:00.718	22.131	155.2	21	1:19.706	164.6
12	26 S.Asch(DEU) /E.Mortara(ITA)	BWT Mücke Motorsport(DEU)	Mercedes-AMG GT3	44	1:02:00.787	22.200	156.6	2	1:19.073	165.9
13	18 A.de Leener(BEL) /C.Friedrich(DEU)(J)	KÜS TEAM75 Bernhard(DEU)	Porsche 911 GT3 R	44	1:02:01.577	22.990	155.2	27	1:20.439	163.1
14	13 S.Barth(DEU) (T)/M.Hackländer(DEU)	RWT Racing(AUT)	Corvette C7 GT3	44	1:02:03.940	25.353	155.1	23	1:20.336	163.3
15	7 N.Siedler(AUT) /M.Mapelli(ITA)	HB Racing WDS Bau(AUT)	Lamborghini HuracanGT3	44	1:02:26.634	48.047	155.2	25	1:19.129	165.8
16	22 R.Lips(CHE) (T)/ M.Gassner(DEU)	MRS GT-Racing(DEU)	Nissan GT-RNISMOGT3	43	1:01:49.673	1LAPS	152.2	30	1:20.710	162.5
17	6 C.Zanella(CHE) /F.Spengler(DEU)	HB Racing WDS Bau(AUT)	Lamborghini HuracanGT3	43	1:01:50.334	1LAPS	152.3	14	1:19.709	164.6
18	8 R.Feller(CHE) (J)/M.Ahlin-Kottulinsky(SWE)(J)	Audi Sport racing academy(DEU)	Audi R8 LMS	43	1:01:54.806	1LAPS	151.8	15	1:20.547	162.9
19	25 M.Ortmann(DEU) (J)/F.Salaquarda(CZE)	BWT Mücke Motorsport(DEU)	Audi R8 LMS	43	1:01:57.428	1LAPS	152.2	2	1:19.366	165.3
20	66 J.Judek(DEU) (J)/ E.Lindholm(FIN) (J)	ADACNSA/AttemptoRacingTeam(DE)	Lamborghini HuracanGT3	43	1:02:04.720	1LAPS	151.6	34	1:20.455	163.0
21	4 D.Marschall(DEU) (J)/P.Niederhauser(CHE)	Aust Motorsport(DEU)	Audi R8 LMS	34	47:11.119	10 LAP	157.6	5	1:20.011	164.0
Not classified										
50	P.Geipel(DEU) /R.Frey(CHE)	YACO Racing(DEU)	Audi R8 LMS	25	35:28.835	19 LAP	154.1	13	1:20.494	163.0
9	C.Höher(AUT) (J)/E.Erhart(DEU)	Audi Sport racing academy(DEU)	Audi R8 LMS	24	34:23.715	20 LAP	152.6	12	1:20.478	163.0
Disqualified										
20	N.Sylvest(DNK) (J)/Y.Buurman(NLD)	Mercedes-AMGTeamZAKSPEED(DEU)	Mercedes-AMG GT3							
21	L.Stolz(DEU) (J)/L.Ludwig(DEU)	Mercedes-AMGTeamZAKSPEED(DEU)	Mercedes-AMG GT3							

Fastest lap of the race. Car 21 driver Luca Stolz on lap 10. Time 1:18.603, average speed 166.9 km/h.

Following race director decision drive through penalty converted into a time penalty of 30 seconds for car no. 7

Following stewards decision no. 68, 69 disqualification for car no. 20, 21

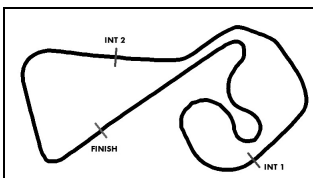
Publication time:	Clerk of the Course:	Timekeeper: Steffen Ruhl
-------------------	----------------------	--------------------------

ver: 1.2

www.adac.de/motorsport

Page 1/ 1 printed: 19.9.2017 19:51

CERTINA
S W I S S W A T C H E S



ADAC GT Masters

Lap Chart Race 1

Provisional

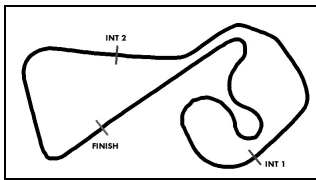


Sachsenring, Length: 3645 m

Saturday, September 16, 2017 13:15:00

LapCha	1	2	3	4	5	6	7	8	9	10	11	12	13	14	15	16	17	18	19	20	21	22	23	24	25	26	27	28	29	30	31	32	33	34	35	36	37	38	39	40	41	42	43	44	45								
LAP 36	1	20	48	42	3	24	7	99	21	36	84	77	17	2	13	18	26	8'	22'	6'	66'	25'																															
LAP 37	1	20	48	42	3	24	7	99	21	36	84	77	17	2	13	18	26	8'	22'	6'	66'	25'																															
LAP 38	1	20	48	42	3	24	7	99	21	36	84	77	17	2	13	18	26	8'	22'	6'	66'	25'																															
LAP 39	1	20	48	42	3	24	7	99	21	36	84	77	17	2	13	18	26	22'	6'	8'	25'	66'																															
LAP 40	1	20	48	42	3	24	7	99	21	36	84	77	17	2	13	26	18	22'	6'	8'	25'	66'																															
LAP 41	1	20	48	42	3	24	7	99	36	84	77	17	2	13	26	18	22'	6'	8'	25'	66'																																
LAP 42	1	20	48	42	3	24	99	7	36	84	77	17	2	26	18	13	22'	6'	8'	25'	66'																																
LAP 43	1	20	48	42	3	7	99	24	36	84	77	17	2	26	18	13	22'	6'	8'	25'	66'																																
LAP 44	1	20	48	42	3	7	24	36	84	77	99	17	2	26	18	13																																					

. - PIT STOP ' - LAP BEHIND



ADAC GT Masters

Sector List Race 1



Provisional

Sachsenring, Length: 3645m

Air temperature: 13.65°C

Track temperature: 14.82°C

Weather condition: Dry

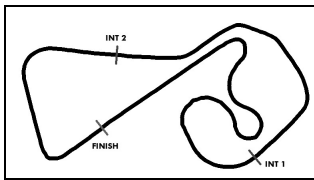
DMSB Reg. Nr.: 273/17

Saturday, September 16, 2017 13:15:00

Lap	Time	SE1	SP1	SE2	SP2	SE3	SP3	TSP	Lap	Time	SE1	SP1	SE2	SP2	SE3	SP3	TSP
1 De Phillippi, USA / Mies, DEU									theoretical besttime: 1:18.723								
1	1:19.167	40.558		17.670		20.939	174	191	23	1:19.435	41.059		17.443		20.933	173	221
2	1:19.350	40.940		17.573		20.837	173	219	24	1:22.710	41.029		17.534		24.147	58	220
3	1:18.831	40.689		17.366		20.776	174	219	25	2:28.330	1:49.287		17.917		21.126	173	
4	1:19.109	40.869		17.498		20.742	173	220	26	1:19.598	40.998		17.660		20.940	174	221
5	1:19.232	40.998		17.406		20.828	173	219	27	1:19.898	41.049		17.920		20.929	174	221
6	1:19.025	40.753		17.460		20.812	173	220	28	1:19.153	40.736		17.582		20.835	174	220
7	1:19.027	40.843		17.406		20.778	173	220	29	1:19.357	40.907		17.536		20.914	175	221
8	1:19.268	40.884		17.551		20.833	173	220	30	1:19.458	40.921		17.653		20.884	171	220
9	1:19.389	40.981		17.416		20.992	173	220	31	1:19.617	40.946		17.623		21.048	174	220
10	1:19.864	41.172		17.612		21.080	169	219	32	1:19.150	40.798		17.528		20.824	173	221
11	1:19.856	41.393		17.613		20.850	174	220	33	1:19.309	40.746		17.586		20.977	173	222
12	1:19.477	41.042		17.447		20.988	174	220	34	1:22.209	41.094		19.331		21.784	174	220
13	1:19.372	41.026		17.448		20.898	174	220	35	1:19.726	41.252		17.631		20.843	175	219
14	1:19.557	41.054		17.515		20.988	171	220	36	1:19.493	40.873		17.562		21.058	174	221
15	1:19.517	41.055		17.499		20.963	174	219	37	2:03.054	56.643		34.436		31.975	124	221
16	1:19.417	41.089		17.443		20.885	174	220	38	2:02.050	1:01.270		29.445		31.335	131	123
17	1:19.501	41.135		17.514		20.852	174	220	39	2:02.370	1:01.272		30.789		30.309	173	144
18	1:19.376	41.105		17.397		20.874	174	220	40	1:19.932	41.307		17.632		20.993	173	220
19	1:19.153	41.040		17.292		20.821	174	219	41	1:19.210	40.831		17.561		20.818	173	221
20	1:19.393	40.955		17.530		20.908	175	221	42	1:19.402	40.904		17.625		20.873	174	221
21	1:19.585	41.191		17.467		20.927	174	221	43	1:19.607	40.989		17.704		20.914	174	221
22	1:19.373	41.121		17.384		20.868	173	220	44	1:19.680	40.967		17.718		20.995	170	221

2 Schmidt, CHE / Haase, DEU									theoretical besttime: 1:19.665								
1	1:25.233	45.706		18.318		21.209	168	198	23	1:21.546	42.249		18.022		21.275	175	220
2	1:21.306	41.767		18.067		21.472	169	220	24	1:21.282	41.985		17.898		21.399	171	222
3	1:21.761	42.287		18.213		21.261	171	221	25	1:20.874	41.526		17.854		21.494	171	220
4	1:20.521	41.467		17.861		21.193	173	219	26	1:20.320	41.443		17.735		21.142	171	221
5	1:20.502	41.462		17.870		21.170	171	221	27	1:21.136	41.523		18.169		21.444	175	221
6	1:20.545	41.621		17.875		21.049	171	219	28	1:21.182	41.781		18.076		21.325	170	222
7	1:20.401	41.565		17.756		21.080	173	221	29	1:21.416	41.860		18.014		21.542	170	222
8	1:20.563	41.439		18.000		21.124	171	220	30	1:20.960	41.671		17.990		21.299	175	221
9	1:20.872	41.516		18.128		21.228	171	221	31	1:22.579	42.151		17.912		22.516		222
10	1:20.653	41.589		17.974		21.090	173	220	32	1:22.290	43.446		17.736		21.108	171	190
11	1:20.654	41.487		17.960		21.207	171	221	33	1:20.588	41.201		18.002		21.385	173	221
12	1:21.855	41.637		18.238		21.980	170	221	34	1:21.707	42.189		18.173		21.345	173	221
13	1:20.948	41.979		17.872		21.097	173	218	35	1:21.958	42.208		18.423		21.327	175	222
14	1:20.361	41.438		17.758		21.165	173	220	36	1:30.161	46.093		21.704		22.364	173	223
15	1:21.102	41.772		18.070		21.260	171	222	37	1:25.216	43.194		20.303		21.719	173	220
16	1:20.943	41.730		17.999		21.214	173	220	38	1:45.368	43.581		27.603		34.184	94	222
17	1:21.003	41.826		17.916		21.261	173	221	39	1:53.338	59.293		29.653		24.392	173	85
18	1:22.008	41.819		18.109		22.080	173	220	40	1:22.012	42.072		18.500		21.440	173	221
19	1:25.727	42.909		18.158		24.660	58	220	41	1:23.409	43.320		18.409		21.680	171	224
20	2:28.682	1:50.071		17.620		20.991	173		42	1:21.750	42.129		18.238		21.383	174	221
21	1:19.706	41.054		17.621		21.031	171	219	43	1:22.066	42.243		18.191		21.632	173	223
22	1:21.351	41.482		18.165		21.704	171	221	44	1:22.863	41.982				168	219	

3 van der Linde, ZAF / van der Linde, ZAF									theoretical besttime: 1:19.717								
1	1:23.611	44.378		17.972		21.261	171	196	23	1:20.166	41.339		17.762		21.065	174	220
2	1:21.901	42.027					173	219	24	1:20.106	41.180		17.789		21.137	173	219
3	1:20.860	41.990		17.774		21.096	173	219	25	1:20.103	41.322		17.684		21.097	174	219
4	1:20.248	41.466		17.759		21.023	173	219	26	1:20.216	41.224		17.911		21.081	174	220
5	1:19.954	41.227		17.742		20.985	173	219	27	1:20.928	41.286		18.209		21.433	174	220
6	1:19.838	41.228		17.679		20.931	174	220	28	1:20.528	41.392		17.968		21.168	174	220
7	1:20.178	41.191		17.636		21.351	174	220	29	1:20.510	41.386		17.909		21.215	173	220
8	1:20.819	41.725		17.862		21.232	173	219	30	1:20.497	41.377		17.895		21.225	174	220
9	1:20.285	41.467		17.694		21.124	171	220	31	1:20.494	41.396		17.954		21.144	174	220
10	1:20.282	41.456		17.795		21.031	173	219	32	1:20.165	41.326		17.701		21.138	174	220
11	1:20.365	41.536		17.796		21.033	174	219	33	1:20.270	41.303		17.868		21.099	174	220
12	1:20.439	41.482		17.837		21.120	174	220	34	1:20.244	41.221		17.824		21.199	173	220
13	1:20.249	41.360		17.770		21.119	171	220	35	1:20.418	41.423		17.854		21.141	173	220
14	1:20.111	41.371		17.672		21.068	171	219	36	1:26.177	41.931		20.823		23.423	170	220
15	1:20.212	41.399		17.816		20.997	175	219	37	1:30.170	43.163		18.668		28.339	129	218



ADAC GT Masters

Sector List Race 1



Provisional

Sachsenring, Length: 3645m

Air temperature: 13.65°C

Track temperature: 14.82°C

Weather condition: Dry

DMSB Reg. Nr.: 273/17

Saturday, September 16, 2017 13:15:00

Lap	Time	SE1	SP1	SE2	SP2	SE3	SP3	TSP	Lap	Time	SE1	SP1	SE2	SP2	SE3	SP3	TSP
16	1:19.885	41.273		17.606		21.006	173	220	38	2:01.907	1:00.123		28.747		33.037	101	132
17	1:20.100	41.369		17.673		21.058	173	220	39	1:58.627	1:00.345		30.248		28.034	174	140
18	1:20.221	41.446		17.683		21.092	174	220	40	1:22.608	42.616		18.348		21.644	174	219
19	1:23.447	41.408		17.943		24.096	58	220	41	1:22.967	42.371					171	221
20	2:30.257	1:51.141		17.991		21.125	174		42	1:21.680	42.124		18.067		21.489	171	219
21	1:20.095	41.188		17.848		21.059	174	219	43	1:21.613	42.041		18.066		21.506	173	221
22	1:20.138	41.248		17.764		21.126	174	220	44	1:21.522	42.144		18.020		21.358	173	221

4 Marschall, DEU / Niederhauser, CHE

theoretical besttime: 1:19.995

1	1:24.850	45.432		18.176		21.242	173	198	19	1:20.731	41.608		17.821		21.302	173	219
2	1:21.368	41.812		18.066		21.490	171	220	20	1:21.637	42.550		17.953		21.134	171	220
3	1:21.230	42.116		18.026		21.088	173	220	21	1:24.345	41.822		18.051		24.472	58	219
4	1:20.210	41.372		17.788		21.050	174	219	22	2:31.678	1:51.630		18.257		21.791	170	
5	1:20.011	41.226		17.758		21.027	173	220	23	1:21.453	42.109		18.030		21.314	173	216
6	1:20.160	41.311		17.838		21.011	173	220	24	1:21.041	41.859		17.955		21.227	171	220
7	1:20.815	41.394					173	219	25	1:20.903	41.494		17.990		21.419	171	220
8	1:21.324	42.022		18.137		21.165	171	219	26	1:20.343	41.345		17.861		21.137	173	219
9	1:20.647	41.567		17.909		21.171	171	219	27	1:21.240	41.656		18.200		21.384	174	220
10	1:20.724	41.663		17.913		21.148	170	219	28	1:21.055	41.802		18.007		21.246	173	220
11	1:20.768	41.661		17.932		21.175	170	219	29	1:21.434	42.030		18.063		21.341	171	221
12	1:20.657	41.623		17.849		21.185	171	219	30	1:20.980	41.775		17.969		21.236	174	220
13	1:21.359	42.080		17.978		21.301	171	219	31	1:21.534	41.900		18.120		21.514	173	220
14	1:20.888	41.646		17.917		21.325	171	219	32	1:20.547	41.471		17.947		21.129	171	220
15	1:21.038	41.787		18.017		21.234	171	220	33	1:22.501	42.395		18.204		21.902	171	221
16	1:21.056	41.854		17.940		21.262	173	219	34	1:21.488	42.157		18.020		21.311	173	219
17	1:20.704	41.703		17.900		21.101	174	219	35		42.413						220
18	1:20.400	41.535		17.788		21.077	173	219									

6 Zanella, CHE / Spengler, DEU

theoretical besttime: 1:19.709

1	1:33.627	54.407		18.092		21.128	170	200	23	1:24.203	41.967		18.025		24.211	59	219
2	1:20.332	41.386		17.865		21.081	173	219	24	1:36.912	57.299		18.251		21.362	170	
3	1:20.698	41.528		17.778		21.392	171	219	25	1:22.319	42.824		17.966		21.529	171	219
4	1:20.320	41.643		17.596		21.081	173	220	26	1:22.650	42.908		18.246		21.496	168	221
5	1:21.194	41.797		17.984		21.413	171	221	27	1:21.081	41.911		17.823		21.347	171	220
6	1:21.515	42.133		18.325		21.057	170	220	28	1:20.830	41.751		17.888		21.191	171	221
7	1:20.168	41.510		17.570		21.088	173	220	29	1:21.177	42.007		17.917		21.253	171	220
8	1:23.173	41.541		17.700		23.932	58	220	30	1:20.889	41.851		17.833		21.205	171	222
9	1:35.714	56.964		17.605		21.145	171		31	1:20.812	41.856		17.772		21.184	170	221
10	1:20.313	41.649		17.665		20.999	171	219	32	1:20.646	41.634		17.828		21.184	173	220
11	1:21.282	42.083		17.711		21.488	173	220	33	1:20.714	41.697		17.732		21.285	166	221
12	1:20.149	41.583		17.539		21.027	173	220	34	1:20.713	41.765		17.766		21.182	173	220
13	1:20.148	41.620		17.504		21.024	173	220	35	1:25.421	42.910		20.643		21.868	169	221
14	1:19.709	41.336		17.478		20.895	173	220	36	1:47.464	42.104		33.274		32.086	126	219
15	1:20.374	41.654		17.682		21.038	173	220	37	2:02.869	1:01.101		29.238		32.530	91	133
16	1:20.332	41.697		17.600		21.035	173	220	38	2:00.144	1:00.158		30.753		29.233	174	178
17	1:20.395	41.532		17.727		21.136	173	221	39	1:22.529	42.583		18.504		21.442	170	221
18	1:20.149	41.552		17.480		21.117	173	220	40	1:21.695	42.042		18.241		21.412	170	221
19	1:23.865	41.784		17.714		24.367	59	221	41	1:21.004	41.737		17.886		21.381	170	221
20	2:27.376	1:47.768		18.093		21.515	171		42	1:20.882	41.771		17.881		21.230	171	221
21	1:22.121	42.837		17.988		21.296	171	221	43	1:20.770	41.778		17.723		21.269	169	220
22	1:21.656	41.877		18.376		21.403	168	220									

7 Siedler, AUT / Mapelli, ITA

theoretical besttime: 1:18.956

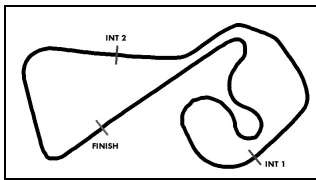
1	1:22.594	43.038		17.918		21.638	170	193	23	1:19.674	41.051		17.658		20.965	171	219
2	1:19.957	41.484		17.590		20.883	173	216	24	1:20.196	41.433		17.766		20.997	171	218
3	1:19.421	41.074		17.444		20.903	171	219	25	1:19.129	41.055		17.332		20.742	171	219
4	1:20.008	41.453		17.687		20.868	173	219	26	1:22.638	40.882		17.500		24.256	59	219
5	1:19.814	41.296		17.627		20.891	173	220	27	1:35.149	56.452		17.737		20.960	170	
6	1:19.944	41.103		17.731		21.110	171	219	28	1:19.827	41.223		17.648		20.956	173	219
7	1:19.811	41.212		17.649		20.950	171	219	29	1:20.015	40.970		17.633		21.412	169	220
8	1:19.872	41.252		17.671		20.949	171	218	30	1:20.886	41.738		17.836		21.312	173	218
9	1:19.865	41.161		17.841		20.863	170	219	31	1:20.574	41.578		17.833		21.163	173	220
10	1:20.149	41.392		17.704		21.053	171	219	32	1:20.234	41.335		17.838		21.061	171	220
11	1:19.999	41.379		17.726		20.894	173	219	33	1:20.252	41.396		17.755		21.101	170	221

ver: 1.0

www.adac.de/motorsport

Page 2/ 9 printed: 16.9.2017 14:19

CERTINA
S W I S S W A T C H E S



ADAC GT Masters



Sector List Race 1

Provisional

Sachsenring, Length: 3645m

Air temperature: 13.65°C

Track temperature: 14.82°C

Weather condition: Dry

DMSB Reg. Nr.: 273/17

Saturday, September 16, 2017 13:15:00

Lap	Time	SE1	SP1	SE2	SP2	SE3	SP3	TSP	Lap	Time	SE1	SP1	SE2	SP2	SE3	SP3	TSP
12	1:20.103	41.374		17.717		21.012	171	219	34	1:20.049	41.275		17.547		21.227	169	219
13	1:19.911	41.356		17.657		20.898	171	219	35	1:20.129	41.326		17.775		21.028	173	220
14	1:20.212	41.311		17.608		21.293	171	219	36	1:23.064	41.786		19.402		21.876	170	221
15	1:20.141	41.359		17.757		21.025	171	219	37	1:29.949	42.243		19.193		28.513	101	219
16	1:19.905	41.313		17.522		21.070	170	219	38	2:01.956	1:00.057		28.672		33.227	102	149
17	1:19.837	41.390		17.564		20.883	171	219	39	1:57.622	59.874		30.337		27.411	173	124
18	1:19.848	41.415		17.606		20.827	171	219	40	1:22.813	42.558		18.259		21.996	168	222
19	1:23.639	41.446		17.749		24.444	59	219	41	1:22.398	42.977		18.083		21.338	173	219
20	2:28.834	1:49.570		18.079		21.185	170		42	1:22.491	43.301		18.006		21.184	173	222
21	1:20.387	41.328		17.979		21.080	163	219	43	1:21.369	41.885		17.946		21.538	171	222
22	1:20.162	41.357		17.840		20.965	170	216	44	1:21.807	42.394		17.971		21.442	171	219

8 Feller, CHE / Ahlin-Kottulinsky, SWE

theoretical besttime: 1:20.314

1	1:26.347	46.837		18.219		21.291	173	200	23	2:34.220	1:53.479		18.921		21.820	171	
2	1:21.169	41.858		18.007		21.304	174	221	24	1:24.373	43.423		18.953		21.997	159	220
3	1:21.871	42.063		18.485		21.323	173	222	25	1:23.057	43.150		18.619		21.288	171	215
4	1:20.942	41.705		17.939		21.298	174	220	26	1:21.735	41.862		18.314		21.559	171	220
5	1:20.744	41.596		17.963		21.185	173	222	27	1:22.336	42.045		18.331		21.960	171	219
6	1:20.565	41.336		17.908		21.321	175	221	28	1:21.924	42.470		18.208		21.246	175	220
7	1:21.445	41.991		18.111		21.343	173	222	29	1:22.444	42.212		18.602		21.630	173	221
8	1:20.757	41.523		17.952		21.282	175	221	30	1:22.075	42.507		18.205		21.363	171	219
9	1:20.810	41.591		17.901		21.318	174	221	31	1:21.576	41.902		18.118		21.556	171	220
10	1:20.837	41.577		17.941		21.319	175	220	32	1:22.022	42.276		18.389		21.357	168	220
11	1:20.677	41.568		17.861		21.248	168	222	33	1:24.293	43.328		18.899		22.066	173	219
12	1:20.578	41.398		17.861		21.319	174	221	34	1:23.140	43.264		18.540		21.336	171	221
13	1:20.606	41.454		17.865		21.287	171	222	35	1:21.823	42.176		18.238		21.409	175	219
14	1:20.752	41.482		17.922		21.348	175	221	36	1:58.207	51.919		34.320		31.968	114	221
15	1:20.547	41.429		17.871		21.247	174	219	37	2:02.470	1:01.064		29.448		31.958	119	135
16	1:20.675	41.497		17.793		21.385	173	222	38	2:01.778	1:00.546		31.227		30.005	173	135
17	1:21.803	42.493		17.892		21.418	173	219	39	1:24.562	42.063		20.716		21.783	170	222
18	1:20.930	41.553		17.946		21.431	174	221	40	1:21.954	42.586		18.019		21.349	173	221
19	1:22.066	42.367		18.217		21.482	173	223	41	1:21.778	42.086		18.334		21.358	173	221
20	1:21.396	41.865		18.037		21.494	174	221	42	1:22.450	43.218		18.012		21.220	174	221
21	1:23.748	42.293		18.743		22.712	165	222	43	1:21.954	42.302		18.328		21.324	170	221
22	1:25.370	42.588		18.070		24.712	59	218									

9 Höher, AUT / Erhart, DEU

theoretical besttime: 1:20.301

1	1:26.873	47.123		18.330		21.420	173	205	13	1:21.010	41.751		18.130		21.129	173	221
2	1:21.118	41.683		18.121		21.314	171	220	14	1:22.037	41.788		19.024		21.225	173	221
3	1:21.758	41.900		18.425		21.433	170	221	15	1:20.487	41.592		17.728		21.167	171	220
4	1:21.218	41.821		18.108		21.289	173	221	16	1:21.011	41.988		17.785		21.238	173	221
5	1:20.937	41.573		17.965		21.399	174	220	17	1:21.058	41.827		17.920		21.311	171	221
6	1:20.806	41.557		18.018		21.231	173	222	18	1:20.886	41.957		17.746		21.183	173	221
7	1:20.817	41.497		18.050		21.270	173	221	19	1:21.150	41.812		18.070		21.268	173	222
8	1:20.862	41.786		17.937		21.139	173	221	20	1:21.079	41.789		17.947		21.343	173	222
9	1:20.804	41.667		17.908		21.229	174	221	21	1:23.722	42.129		18.579		23.014	162	222
10	1:20.968	41.650		18.061		21.257	174	222	22	1:25.328	42.457		18.186		24.685	59	217
11	1:20.769	41.722		17.839		21.208	173	221	23	2:33.910	1:53.099		19.029		21.782	170	
12	1:20.478	41.444		17.838		21.196	173	221	24	1:54.629	42.171		44.468		27.990	59	221

13 Barth, DEU / Hackländer, DEU

theoretical besttime: 1:20.279

1	1:28.172	48.587		18.180		21.405	174	203	23	1:20.336	41.470		17.770		21.096	175	225
2	1:20.806	41.801		17.920		21.085	177	223	24	1:21.348	41.591		18.055		21.702	174	225
3	1:21.336	41.592		18.244		21.500	174	224	25	1:24.608	41.981		18.019		24.608	59	224
4	1:21.883	42.459		17.888		21.536	171	224	26	2:35.468	1:52.897		20.149		22.422	175	
5	1:21.429	42.241		17.952		21.236	177	223	27	1:21.602	42.101		18.163		21.338	177	223
6	1:20.723	41.710		17.856		21.157	175	225	28	1:20.910	41.885		17.923		21.102	177	224
7	1:20.810	41.678		17.928		21.204	175	225	29	1:21.105	41.651		18.034		21.420	174	225
8	1:20.685	41.532		17.961		21.192	175	225	30	1:21.249	41.917		18.080		21.252	177	223
9	1:20.777	41.688		17.905		21.184	177	225	31	1:20.556	41.649		17.832		21.075	178	225
10	1:20.802	41.645		17.890		21.267	175	225	32	1:20.663	41.615		17.744		21.304	174	225
11	1:21.062	41.801		17.830		21.431	177	225	33	1:20.753	41.621		17.867		21.265	174	222
12	1:21.622	42.271		18.099		21.252	175	226	34	1:20.699	41.702		17.868		21.129	178	225
13	1:20.804	41.639		17.848		21.317	175	225	35	1:20.454	41.502		17.759		21.193	175	225



ADAC GT Masters



Sector List Race 1

Provisional

Sachsenring, Length: 3645m

Air temperature: 13.65°C

Track temperature: 14.82°C

Weather condition: Dry

DMSB Reg. Nr.: 273/17

Saturday, September 16, 2017 13:15:00

Lap	Time	SE1	SP1	SE2	SP2	SE3	SP3	TSP	Lap	Time	SE1	SP1	SE2	SP2	SE3	SP3	TSP
14	1:20.633	41.586		17.879		21.168	175	225	36	1:25.517	42.560		20.662		22.295	175	224
15	1:20.893	41.628		17.891		21.374	175	225	37	1:25.598	43.030		20.517		22.051	177	214
16	1:20.654	41.626		17.833		21.195	175	225	38	1:44.755	43.036		27.610		34.109	95	226
17	1:20.931	41.671		17.912		21.348	174	225	39	1:53.050	59.137		29.804		24.109	177	87
18	1:20.943	41.657		17.952		21.334	175	225	40	1:22.116	42.352		18.433		21.331	177	227
19	1:21.023	41.635					175	225	41	1:23.438	43.228		18.520		21.690	170	227
20	1:20.907	41.878		17.816		21.213	175	224	42	1:25.998	43.097		21.163		21.738	175	226
21	1:22.452	41.888		18.176		22.388	171	225	43	1:21.592	42.241		18.118		21.233	177	225
22	1:20.857	42.031		17.734		21.092	175	222	44	1:21.921	41.890		18.708		21.323	175	227

17 Ammermüller, DEU / Jaminet, FRA

theoretical besttime: 1:20.203

1	1:27.232	47.386		18.401		21.445	175	206	23	1:21.176	42.205		17.923		21.048	177	224
2	1:21.105	41.785		18.042		21.278	175	223	24	1:20.903	41.494		18.147		21.262	177	225
3	1:21.666	41.851		18.501		21.314	175	224	25	1:20.619	41.446		17.903		21.270	173	225
4	1:21.635	41.912		18.031		21.692	173	225	26	1:21.051	41.862		17.994		21.195	175	225
5	1:20.872	41.608		18.039		21.225	177	223	27	1:20.594	41.602		17.880		21.112	175	225
6	1:20.534	41.459		17.954		21.121	175	225	28	1:20.887	41.629		17.967		21.291	174	225
7	1:20.842	41.711		18.023		21.108	174	225	29	1:20.805	41.593		17.980		21.232	175	225
8	1:20.985	41.819		18.058		21.108	174	224	30	1:21.223	41.950		18.099		21.174	174	225
9	1:20.851	41.783		17.909		21.159	174	224	31	1:21.603	41.720		18.087		21.796	174	225
10	1:20.741	41.720		17.889		21.132	175	225	32	1:20.849	41.811		17.963		21.075	177	225
11	1:21.516	41.834		18.097		21.585	175	225	33	1:21.022	41.711		17.962		21.349	177	225
12	1:21.510	42.468		17.975		21.067	175	224	34	1:21.774	42.557		18.027		21.190	175	227
13	1:20.920	41.601		18.051		21.268	174	225	35	1:22.260	42.521		18.297		21.442	177	227
14	1:20.589	41.618		17.947		21.024	174	224	36	1:29.924	45.523		21.698		22.703	174	226
15	1:20.961	41.633		18.175		21.153	175	225	37	1:25.034	43.206		20.135		21.693	174	224
16	1:20.605	41.679		17.960		20.966	175	225	38	1:45.317	43.817		27.507		33.993	93	225
17	1:20.920	41.727		17.959		21.234	174		39	1:53.571	59.083		29.992		24.496	175	89
18	1:20.855	41.884		17.955		21.016	175	224	40	1:22.010	42.247		18.482		21.281	178	227
19	1:24.138	41.898		17.940		24.300	56	225	41	1:22.787	43.238		18.205		21.344	177	229
20	2:30.099	1:50.441		18.354		21.304	174		42	1:22.376	42.859		18.283		21.234	178	226
21	1:20.535	41.637		17.799		21.099	174	224	43	1:22.140	42.444		18.201		21.495	175	227
22	1:20.447	41.661		17.828		20.958	175	223	44	1:22.795	42.154		18.871		21.770	174	227

18 de Leener, BEL / Friedrich, DEU

theoretical besttime: 1:20.344

1	1:27.514	47.705		18.514		21.295	177	207	23	1:22.608	41.982		19.120		21.506	175	224
2	1:21.826	42.127		18.079		21.620	175	224	24	1:23.768	42.957		18.863		21.948	171	224
3	1:21.733	41.812		17.963		21.958	175	225	25	1:21.286	42.106		17.983		21.197	174	221
4	1:21.632	42.140		18.103		21.389	178	225	26	1:20.677	41.769		17.728		21.180	174	223
5	1:22.186	42.369		18.114		21.703	174	223	27	1:20.439	41.625		17.745		21.069	174	224
6	1:20.728	41.623		17.864		21.241	177	223	28	1:20.513	41.627		17.748		21.138	174	224
7	1:20.662	41.637		17.842		21.183	175	224	29	1:20.705	41.629		17.804		21.272	175	224
8	1:20.945	41.790		17.964		21.191	174	224	30	1:20.671	41.728		17.825		21.118	175	223
9	1:21.181	41.780		18.068		21.333	173	224	31	1:20.677	41.606		17.859		21.212	175	224
10	1:20.925	41.817		17.875		21.233	175	222	32	1:20.628	41.560		17.898		21.170	175	224
11	1:21.198	41.920		17.888		21.390	175	223	33	1:20.520	41.547		17.756		21.217	173	224
12	1:20.975	41.786		17.966		21.223	175	223	34	1:21.202	41.984		17.973		21.245	174	223
13	1:21.250	41.821		17.945		21.484	174	225	35	1:21.338	42.092		17.861		21.385	174	224
14	1:21.300	42.037		18.016		21.247	174	223	36	1:24.252	42.290		19.779		22.183	175	224
15	1:20.824	41.570		17.861		21.393	170	223	37	1:25.444	43.073		20.170		22.201	174	224
16	1:21.644	41.846		18.002		21.796	175	221	38	1:44.764	42.924		27.660		34.180	83	222
17	1:21.408	42.124		17.998		21.286	175	225	39	1:52.881	59.040		29.876		23.965	175	97
18	1:20.977	41.963		17.829		21.185	174	224	40	1:22.449	42.079		18.446		21.924	175	225
19	1:20.845	41.825		17.784		21.236	175	223	41	1:23.146	42.958		18.626		21.562	175	225
20	1:24.335	41.862		17.881		24.592	58	224	42	1:23.937	42.949		19.405		21.583	173	226
21	2:31.010	1:51.368		18.024		21.618	175		43	1:21.454	42.277		17.845		21.332	174	224
22	1:21.900	42.631		17.956		21.313	177	219	44	1:21.220	41.767		18.098		21.355	174	224

20 Sylvest, DNK / Burman, NLD

theoretical besttime: 1:18.679

1	1:19.686	41.143		17.604		20.939	177	193	23	1:23.186	41.323		17.443		24.420	53	224
2	1:19.230	41.151		17.446		20.633	177	222	24	2:29.648	1:50.726		17.827		21.095	173	
3	1:19.223	41.069		17.457		20.697	175	222	25	1:19.975	41.233		17.481		21.261	170	222
4	1:18.777	40.811		17.270		20.696	175	222	26	1:19.627	41.044		17.510		21.073	174	222
5	1:19.244	41.040		17.444		20.760	177	222	27	1:20.628	41.256		18.148		21.224	174	223

ver: 1.0

www.adac.de/motorsport

Page 4/ 9 printed: 16.9.2017 14:19

CERTINA
S W I S S W A T C H E S



ADAC GT Masters



Sector List Race 1

Provisional

Sachsenring, Length: 3645m

Air temperature: 13.65°C

Track temperature: 14.82°C

Weather condition: Dry

DMSB Reg. Nr.: 273/17

Saturday, September 16, 2017 13:15:00

Lap	Time	SE1	SP1	SE2	SP2	SE3	SP3	TSP	Lap	Time	SE1	SP1	SE2	SP2	SE3	SP3	TSP
6	1:19.597	41.303		17.326		20.968	175	223	28	1:19.452	41.298		17.353		20.801	174	223
7	1:18.905	40.863		17.307		20.735	174	222	29	1:19.834	41.240		17.907		20.687	177	224
8	1:18.930	40.790		17.329		20.811	174	223	30	1:18.922	40.776		17.368		20.778	174	223
9	1:19.261	41.074		17.379		20.808	177	222	31	1:19.003	40.891		17.280		20.832	174	222
10	1:19.525	41.060		17.618		20.847	173	222	32	1:19.597	41.039		17.484		21.074	174	223
11	1:20.183	41.678		17.554		20.951	174	223	33	1:19.570	41.083		17.530		20.957	171	222
12	1:19.561	41.125		17.413		21.023	175	222	34	1:19.763	41.124		17.606		21.033	175	222
13	1:19.459	41.042		17.438		20.979	177	222	35	1:19.483	41.140		17.541		20.802	174	223
14	1:19.401	41.148		17.415		20.838	175	223	36	1:19.772	40.954		17.675		21.143	173	223
15	1:19.743	41.187		17.553		21.003	175	223	37	2:02.181	55.980		34.464		31.737	108	182
16	1:19.267	40.973		17.499		20.795	175	223	38	2:02.510	1:01.448		29.273		31.789	130	111
17	1:19.416	41.020		17.428		20.968	174	223	39	2:01.958	1:00.886		31.178		29.894	175	126
18	1:19.361	41.105		17.387		20.869	178	223	40	1:19.562	41.096		17.415		21.051	177	222
19	1:19.345	41.179		17.401		20.765	177	223	41	1:19.737	41.246		17.627		20.864	175	224
20	1:19.282	40.957		17.361		20.964	177	224	42	1:19.828	41.171		17.753		20.904	175	223
21	1:19.582	41.131		17.481		20.970	175	224	43	1:19.329	41.047		17.425		20.857	175	224
22	1:19.351	41.061		17.397		20.893	175	223	44	1:19.597	41.132		17.645		20.820	173	224

21 Stolz, DEU / Ludwig, DEU

theoretical besttime: 1:18.493

1	1:50.018	1:11.609	17.401		21.008	177	199		22	1:20.289	41.419		17.888		20.982	177	225
2	1:18.939	40.965	17.262		20.712	177	221		23	1:19.610	41.128		17.475		21.007	175	225
3	1:18.893	40.709	17.196		20.988	175	222		24	1:20.342	41.144		17.770		21.428	171	224
4	1:18.774	40.802	17.327		20.645	177	222		25	1:21.184	41.574		17.988		21.622	171	224
5	1:18.616	40.790	17.231		20.595	174	223		26	1:20.064	41.270		17.558		21.236	177	223
6	1:19.065	40.820	17.442		20.803	177	222		27	1:21.112	41.492		18.058		21.562	175	225
7	1:19.757	41.551	17.423		20.783	178	223		28	1:21.142	41.750		18.055		21.337	178	224
8	1:22.104	42.744	17.862		21.498	174	223		29	1:21.403	41.831		18.012		21.560	175	224
9	1:20.741	42.194	17.806		20.741	177	221		30	1:20.973	41.723		17.855		21.395	177	224
10	1:18.603	40.773	17.189		20.641	178	222		31	1:21.269	41.486		18.007		21.776	173	225
11	1:19.059	41.044	17.304		20.711	177	224		32	1:20.426	41.374		17.805		21.247	178	223
12	1:19.356	41.135	17.444		20.777	178	223		33	1:20.146	41.634		17.640		20.872	177	225
13	1:19.873	40.947	17.584		21.342	175	224		34	1:19.220	40.814		17.456		20.950	177	224
14	1:21.088	42.116	17.782		21.190	177	223		35	1:19.206	40.962		17.387		20.857	177	224
15	1:20.576	41.677	17.669		21.230	173	224		36	1:23.342	42.030		19.617		21.695	177	224
16	1:20.669	41.544	17.963		21.162	174	221		37	1:22.162	41.850		18.977		21.335	175	223
17	1:19.217	41.164	17.365		20.688	178	222		38	1:58.350	56.018		29.157		33.175	79	173
18	1:19.848	41.088	17.486		21.274	174	224		39	1:56.442	59.855		30.188		26.399	175	87
19	1:24.569	41.674	17.898		24.997	53	225		40	1:22.609	42.742		18.242		21.625	174	226
20	2:29.133	1:50.116	17.644		21.373	175			41								226
21	1:20.681	41.783	17.837		21.061	175	224										

22 Lips, CHE / Gassner, DEU

theoretical besttime: 1:20.525

1	1:28.889	48.964	18.603		21.322	175	208		23	1:21.724	42.193		18.054		21.477	175	228
2	1:21.980	41.798	18.260		21.922	177	227		24	1:25.862	42.335		18.265		25.262	41	227
3	1:21.369	41.817	18.084		21.468	173	229		25	2:32.285	1:52.352		18.350		21.583	175	
4	1:22.176	42.162	18.553		21.461	178	225		26	1:22.589	42.180		18.191		22.218	175	227
5	1:21.347	41.950	18.075		21.322	175	228		27	1:20.765	41.768		17.883		21.114	175	229
6	1:26.093	42.131	22.443		21.519	173	228		28	1:22.226	42.045		18.038		22.143	177	229
7	1:21.774	42.310	18.233		21.231	175	226		29	1:20.834	41.873		17.773		21.188	177	229
8	1:22.128	42.857	17.946		21.325	171	227		30	1:20.710	41.844		17.737		21.129	177	229
9	1:22.721	42.252	19.059		21.410	177	226		31	1:21.001	41.937		17.825		21.239	174	229
10	1:21.851	42.392	18.050		21.409	177	227		32	1:21.236	42.019		17.928		21.289	175	228
11	1:21.908	42.300	18.066		21.542	173	227		33	1:20.873	41.965		17.679		21.229	178	228
12	1:21.814	42.279	18.033		21.502	175	225		34	1:20.913	41.991		17.844		21.078	175	228
13	1:21.240	42.114	17.921		21.205	178	227		35	1:21.452	41.867		17.776		21.809	169	228
14	1:21.182	42.039	17.951		21.192	177	227		36	1:52.116	45.913		33.883		32.320	119	224
15	1:23.013	42.701	18.099		22.213	171	228		37	2:02.459	1:00.769		29.601		32.089	105	120
16	1:22.367	42.358	18.343		21.666	175	226		38	2:01.162	1:00.269		31.083		29.810	175	156
17	1:22.424	42.538	18.550		21.336	177	228		39	1:22.820	42.991		18.531		21.298	178	221
18	1:22.188	42.413	18.366		21.409	174	228		40	1:21.600	42.212		18.118		21.270	178	229
19	1:21.926	42.487	17.936		21.503	177	227		41	1:20.952	41.896		17.862		21.194	174	229
20	1:22.235	42.707	18.054		21.474	175	228		42	1:20.749	41.843					174	229
21	1:21.826	42.440	18.050		21.336	177	228		43	1:20.916	41.940		17.860		21.116	178	228
22	1:21.978	42.488	18.097		21.393	178	228										



ADAC GT Masters



Sector List Race 1

Provisional

Sachsenring, Length: 3645m

Air temperature: 13.65°C

Track temperature: 14.82°C

Weather condition: Dry

DMSB Reg. Nr.: 273/17

Saturday, September 16, 2017 13:15:00

Lap	Time	SE1	SP1	SE2	SP2	SE3	SP3	TSP	Lap	Time	SE1	SP1	SE2	SP2	SE3	SP3	TSP	
24		Picariello, BEL / Green, GBR															theoretical besttime: 1:19.521	
1	1:22.692	43.345		17.926		21.421	175	192	23	1:20.320	41.479		17.921		20.920	173	220	
2	1:20.610	41.997		17.652		20.961	174	222	24	1:20.366	41.511		17.856		20.999	173	220	
3	1:19.775	41.228		17.516		21.031	169	221	25	1:20.337	41.369		17.795		21.173	171	220	
4	1:19.826	41.338		17.573		20.915	174	219	26	1:20.502	41.475		18.060		20.967	171	220	
5	1:19.721	41.171		17.644		20.906	175	220	27	1:20.242	41.479		17.771		20.992	169	220	
6	1:19.693	41.234		17.514		20.945	173	221	28	1:20.574	41.680		17.898		20.996	173	221	
7	1:19.949	41.342		17.631		20.976	174	221	29	1:20.458	41.365		17.816		21.277	171	221	
8	1:20.010	41.414		17.615		20.981	171	221	30	1:20.972	41.605		18.187		21.180	170	220	
9	1:19.925	41.476		17.562		20.887	173	220	31	1:20.433	41.519		17.920		20.994	174	220	
10	1:20.305	41.567		17.732		21.006	173	220	32	1:20.404	41.458		17.870		21.076	168	221	
11	1:19.999	41.421		17.599		20.979	174	220	33	1:20.083	41.396		17.636		21.051	173	220	
12	1:19.939	41.383		17.630		20.926	173	221	34	1:20.007	41.397		17.575		21.035	174	221	
13	1:19.794	41.300		17.584		20.910	174	221	35	1:20.327	41.452		17.800		21.075	174	221	
14	1:20.440	41.523		17.692		21.225	173	221	36	1:22.426	41.557		18.708		22.161	166	221	
15	1:19.757	41.286		17.635		20.836	173	221	37	1:29.929	42.886		19.202		27.841	103	218	
16	1:20.110	41.482		17.591		21.037	174	221	38	2:01.977	1:00.416		28.506		33.055	109	156	
17	1:20.001	41.431		17.598		20.972	173	220	39	1:58.433	1:00.230		30.109		28.094	174	123	
18	1:20.054	41.504		17.577		20.973	171	221	40	1:22.551	42.393		18.415		21.743	173	222	
19	1:23.143	41.530		17.579		24.034	60	219	41	1:22.649	42.169		18.257		22.223	173	222	
20	2:39.361	1:58.973					171		42	1:21.945	42.572		18.062		21.311	173	222	
21	1:21.800	42.086		18.453		21.261	171	219	43	1:22.552	41.932		18.061		22.559	170	222	
22	1:20.888	41.813		17.940		21.135	171	220	44	1:21.502	42.218		18.107		21.177	175	221	

25		Ortmann, DEU / Salaquarda, CZE															theoretical besttime: 1:19.365	
1	1:38.309	59.468		17.971		20.870	173	196	23	2:45.026	2:03.786		19.290		21.950	170		
2	1:19.366	41.067		17.428		20.871	171	220	24	1:27.946	42.197		19.981		25.768	60	219	
3	1:19.577	41.121		17.555		20.901	174	220	25	1:37.057	57.991		18.014		21.052	171		
4	1:20.584	41.437		17.893		21.254	174	221	26	1:23.102	43.462		18.545		21.095	170	219	
5	1:20.066	41.371		17.663		21.032	173	220	27	1:20.220	41.579		17.655		20.986	171	220	
6	1:20.786	41.379		18.207		21.200	171	222	28	1:20.801	41.539		17.821		21.441	169	220	
7	1:20.374	41.545		17.679		21.150	173	221	29	1:20.313	41.495		17.684		21.134	171	219	
8	1:20.202	41.442		17.613		21.147	174	221	30	1:19.808	41.392		17.540		20.876	171	219	
9	1:20.975	41.686		17.703		21.586	171	223	31	1:19.985	41.347		17.518		21.120	170	220	
10	1:21.196	41.739		18.217		21.240	173	221	32	1:20.791	41.469		17.638		21.684	170	219	
11	1:20.129	41.450		17.651		21.028	174	221	33	1:20.588	41.532		17.727		21.329	170	219	
12	1:20.714	41.619		17.873		21.222	173	222	34	1:19.941	41.313		17.499		21.129	166	220	
13	1:21.176	41.819		17.950		21.407	173	222	35	1:20.995	41.423		18.149		21.423	171	218	
14	1:21.875	42.148		17.971		21.756	174	222	36	1:41.127	42.971		25.504		32.652	126	220	
15	1:20.759	41.674		17.921		21.164	170	223	37	2:02.252	1:00.252		28.859		33.141	90	140	
16	1:20.679	41.698		17.764		21.217	174	221	38	1:58.968	59.998		30.478		28.492	173	161	
17	1:23.435	42.171		19.432		21.832	173	223	39	1:22.766	42.272		18.836		21.658	173	223	
18	1:20.365	41.522		17.653		21.190	171	221	40	1:21.800	42.455		17.956		21.389	174	221	
19	1:20.211	41.458		17.684		21.069	174	221	41	1:23.003	42.343		19.092		21.568	174	223	
20	1:20.461	41.393		17.798		21.270	174	222	42	1:21.504	42.042		18.092		21.370	173	222	
21	1:19.904	41.258		17.552		21.094	174	221	43	1:24.020	43.088		18.272		22.660	171	222	
22	1:34.272	44.088		22.524		27.660	59	224										

26		Asch, DEU / Mortara, ITA															theoretical besttime: 1:18.780	
1	1:59.200	1:20.624		17.788		20.788	173	190	23	1:23.523	41.174		17.734		24.615	55	220	
2	1:19.073	40.933		17.268		20.872	171	218	24	2:38.732	1:57.952		19.070		21.710	173		
3	1:19.075	40.724		17.483		20.868	175	218	25	1:21.351	41.897		18.029		21.425	173	219	
4	1:19.412	40.919		17.461		21.032	173	219	26	1:20.840	41.771		17.898		21.171	174	220	
5	1:19.586	41.135		17.460		20.991	174	219	27	1:21.066	41.561		18.055		21.450	171	220	
6	1:19.258	40.961		17.404		20.893	173	219	28	1:20.087	41.353		17.654		21.080	174	219	
7	1:19.316	40.861		17.352		21.103	173	219	29	1:19.897	41.332		17.597		20.968	174	219	
8	1:19.506	40.970		17.489		21.047	174	219	30	1:19.384	41.126		17.415		20.843	174	220	
9	1:19.393	40.930		17.453		21.010	174	219	31	1:19.608	41.136		17.524		20.948	174	220	
10	1:21.535	41.591		18.301		21.643	171	220	32	1:20.206	41.376		17.667		21.163	171	221	
11	1:20.124	41.370		17.620		21.134	173	219	33	1:20.468	41.631		17.666		21.171	173	221	
12	1:20.609	41.857		17.774		20.978	174	219	34	1:21.146	41.995		17.883		21.268	174	221	
13	1:19.749	41.052		17.540		21.157	174	220	35	1:21.336	42.177		17.814		21.345	174	221	
14	1:21.168	41.890		18.118		21.160	174	220	36	1:26.012	45.325		18.904		21.783	180	203	



ADAC GT Masters



Sector List Race 1

Provisional

Sachsenring, Length: 3645m

Air temperature: 13.65°C

Track temperature: 14.82°C

Weather condition: Dry

DMSB Reg. Nr.: 273/17

Saturday, September 16, 2017 13:15:00

Lap	Time	SE1	SP1	SE2	SP2	SE3	SP3	TSP	Lap	Time	SE1	SP1	SE2	SP2	SE3	SP3	TSP
15	1:20.143	41.421		17.611		21.111	174	220	37	1:24.386	42.965		19.435		21.986	174	220
16	1:19.484	40.891		17.585		21.008	173	219	38	1:44.893	42.847		27.949		34.097	94	220
17	1:19.860	41.132		17.655		21.073	174	219	39	1:52.054	58.750		29.774		23.530	174	96
18	1:19.253	40.996		17.403		20.854	175	220	40	1:21.974	42.087		18.359		21.528	174	223
19	1:19.430	40.976		17.444		21.010	173	221	41	1:22.992	42.885		18.506		21.601	171	221
20	1:19.721	40.933		17.491		21.297	171	221	42	1:21.612	42.633		17.822		21.157	175	222
21	1:19.799	41.159		17.567		21.073	178	219	43	1:21.795	42.108		18.182		21.505	177	223
22	1:19.908	41.271		17.597		21.040	175	220	44	1:22.823	42.093		18.797		21.933	170	224

36 Bachler, AUT / Macdowall, GBR

theoretical besttime: 1:20.081

1	1:24.141	44.848		18.121		21.172	174	208	23	1:20.571	41.364		17.848		21.359	173	225
2	1:21.576	41.813		18.228		21.535	171	224	24	1:23.569	41.598		17.792		24.179	57	223
3	1:22.207	42.806		18.204		21.197	173	223	25	2:30.832	1:50.991		18.126		21.715	170	
4	1:20.599	41.291		18.068		21.240	175	225	26	1:21.807	42.192		18.178		21.437	174	225
5	1:20.404	41.366		17.852		21.186	173	223	27	1:21.452	42.096		18.146		21.210	174	224
6	1:20.584	41.550		17.987		21.047	173	224	28	1:21.222	42.040		17.924		21.258	174	224
7	1:20.306	41.377		17.799		21.130	169	224	29	1:21.312	42.090		17.984		21.238	175	222
8	1:20.592	41.452		18.007		21.133	177	223	30	1:21.116	41.993		17.938		21.185	174	221
9	1:20.847	41.566		18.153		21.128	169	223	31	1:21.161	41.960		18.033		21.168	178	223
10	1:20.667	41.632		17.979		21.056	173	224	32	1:20.940	41.828		17.936		21.176	173	222
11	1:20.690	41.533		18.059		21.098	171	222	33	1:22.434	41.962		18.846		21.626	173	223
12	1:20.523	41.540		17.852		21.131	175	224	34	1:21.693	42.261		18.081		21.351	173	224
13	1:21.329	41.951		18.003		21.375	173	225	35	1:21.674	42.375		18.044		21.255	174	221
14	1:20.777	41.687		17.888		21.202	174	224	36	1:29.736	45.865		21.544		22.327	169	223
15	1:21.160	41.877		18.146		21.137	173	226	37	1:25.324	42.962		20.197		22.165	169	222
16	1:21.006	41.839		17.949		21.218	171	224	38	1:43.294	42.949		27.887		32.458	81	220
17	1:21.060	41.665		18.007		21.388	174	221	39	1:55.934	1:00.130		29.621		26.183	173	103
18	1:20.282	41.471		17.743		21.068	173	224	40	1:22.424	42.611		18.366		21.447	170	225
19	1:20.402	41.449		17.769		21.184	175	224	41	1:22.686	43.179		18.192		21.315	173	225
20	1:21.752	42.632		18.001		21.119	174	225	42	1:22.428	43.005		18.136		21.287	174	226
21	1:21.331	41.823		17.977		21.531	173	225	43	1:21.882	42.521		18.085		21.276	174	224
22	1:20.568	41.612		17.813		21.143	174	224	44	1:22.555	42.387		18.604		21.564	174	225

42 Catsburg, NLD / Eng, AUT

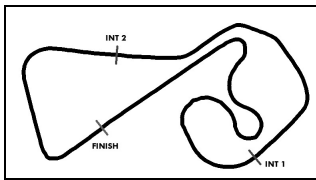
theoretical besttime: 1:19.667

1	1:22.905	43.581		18.011		21.313	173	204	23	1:20.202	41.311		17.725		21.166	175	223
2	1:21.144	42.332		17.659		21.153	174	225	24	1:20.029	41.235		17.716		21.078	174	224
3	1:20.060	41.290		17.693		21.077	171	224	25	1:20.010	41.338		17.614		21.058	174	224
4	1:19.939	41.375		17.479		21.085	173	223	26	1:20.104	41.310		17.626		21.168	173	223
5	1:20.347	41.286		17.697		21.364	173	223	27	1:20.332	41.392		17.734		21.206	174	224
6	1:20.451	41.630		17.637		21.184	171	224	28	1:20.410	41.522		17.694		21.194	173	223
7	1:21.366	41.550		18.367		21.449	173	223	29	1:20.467	41.384		17.849		21.234	173	224
8	1:20.401	41.623		17.648		21.130	173	222	30	1:20.451	41.534		17.720		21.197	174	222
9	1:20.269	41.533		17.643		21.093	171	223	31	1:20.476	41.539		17.744		21.193	173	223
10	1:20.466	41.649		17.656		21.161	171	223	32	1:20.349	41.399		17.690		21.260	173	223
11	1:20.454	41.744		17.535		21.175	174	222	33	1:20.289	41.416		17.687		21.186	173	223
12	1:20.052	41.477		17.502		21.073	173	223	34	1:20.801	41.629		17.792		21.380	170	223
13	1:20.072	41.456		17.514		21.102	173	223	35	1:20.889	41.797		17.788		21.304	171	222
14	1:19.908	41.356		17.521		21.031	173	222	36	1:23.017	41.539		19.019		22.459	173	223
15	1:20.120	41.413		17.654		21.053	171	223	37	1:34.890	42.621		20.220		32.049	137	222
16	1:19.887	41.416		17.401		21.070	174	223	38	2:02.199	1:00.363		28.895		32.941	92	129
17	1:20.275	41.579		17.556		21.140	173	223	39	1:58.903	1:00.307		30.304		28.292	174	158
18	1:20.045	41.584		17.414		21.047	174	223	40	1:22.576	42.512		18.243		21.821	175	224
19	1:20.277	41.554		17.512		21.211	174	223	41	1:22.447	42.384		18.081		21.982	175	224
20	1:20.256	41.561		17.516		21.179	173	224	42	1:21.321	41.875		18.080		21.366	173	223
21	1:23.191	41.693		17.491		24.007	59	223	43	1:21.376	41.951		17.965		21.460	173	223
22	2:29.143	1:50.127		17.757		21.259	173		44	1:21.694	42.195		18.029		21.470	174	224

48 Dontje, NLD / Kirchhöfer, DEU

theoretical besttime: 1:19.321

1	1:21.875	42.764		18.004		21.107	173	192	23	1:19.889	41.469		17.491		20.929	175	220
2	1:19.957	41.442		17.597		20.918	174	219	24	1:23.923	41.450		17.615		24.858	58	221
3	1:19.666	41.268		17.485		20.913	171	219	25	2:28.681	1:50.043		17.596		21.042	174	
4	1:20.002	41.604		17.482		20.916	174	219	26	1:19.556	41.288		17.383		20.885	175	220
5	1:19.665	41.197		17.493		20.975	173	219	27	1:19.376	41.197		17.346		20.833	174	221
6	1:19.447	41.174		17.410		20.863	174	219	28	1:19.994	41.544		17.502		20.948	175	221



ADAC GT Masters



Sector List Race 1

Provisional

DMSB Reg. Nr.: 273/17

Sachsenring, Length: 3645m

Air temperature: 13.65°C

Track temperature: 14.82°C

Weather condition: Dry

Saturday, September 16, 2017 13:15:00

Lap	Time	SE1	SP1	SE2	SP2	SE3	SP3	TSP	Lap	Time	SE1	SP1	SE2	SP2	SE3	SP3	TSP
7	1:19.677	41.298		17.440		20.939	173	220	29	1:20.190	41.436		17.781		20.973	175	222
8	1:19.577	41.245		17.436		20.896	174	219	30	1:20.171	41.588		17.662		20.921	175	221
9	1:19.800	41.398		17.484		20.918	173	219	31	1:19.694	41.349		17.442		20.903	175	221
10	1:19.625	41.236		17.405		20.984	174	219	32	1:19.693	41.343		17.549		20.801	177	221
11	1:19.692	41.357		17.438		20.897	174	219	33	1:19.893	41.481		17.481		20.931	175	221
12	1:19.986	41.423		17.494		21.069	174	219	34	1:20.002	41.416		17.485		21.101	174	221
13	1:19.977	41.378		17.588		21.011	174	219	35	1:20.519	41.736		17.708		21.075	175	221
14	1:19.835	41.347		17.502		20.986	174	220	36	1:20.390	41.279		17.803		21.308	174	222
15	1:19.772	41.208		17.605		20.959	174	219	37	1:51.350	45.268		33.884		32.198	123	221
16	1:19.497	41.266		17.405		20.826	173	220	38	2:02.499	1:01.104		29.226		32.169	103	132
17	1:19.666	41.301		17.440		20.925	173	220	39	2:00.654	1:00.401		30.927		29.326	173	169
18	1:19.508	41.206		17.420		20.882	174	220	40	1:20.538	41.681		17.929		20.928	177	221
19	1:19.831	41.331		17.493		21.007	175	220	41	1:19.924	41.212		17.696		21.016	175	221
20	1:19.625	41.370		17.380		20.875	174	220	42	1:20.784	41.725		17.739		21.320	175	223
21	1:19.937	41.443		17.548		20.946	173	220	43	1:20.506	41.791		17.679		21.036	175	221
22	1:19.738	41.398		17.429		20.911	173	220	44	1:20.087	41.613		17.513		20.961	175	221

50 Geipel, DEU / Frey, CHE

theoretical besttime: 1:20.477

1	1:25.566	46.057		18.310		21.199	170	203	14	1:20.553	41.407		17.993		21.153	174	221
2	1:21.176	41.813		18.107		21.256	173	221	15	1:20.863	41.497		18.211		21.155	173	221
3	1:21.885	42.308		18.236		21.341	173	221	16	1:20.600	41.436		17.950		21.214	171	221
4	1:20.955	41.671		18.038		21.246	173	220	17	1:21.707	41.749		18.188		21.770	166	220
5	1:20.512	41.434		17.944		21.134	170	219	18	1:20.974	41.668		18.007		21.299	170	221
6	1:20.812	41.472		18.099		21.241	171	220	19	1:22.037	42.410		18.176		21.451	171	220
7	1:21.628	42.353		18.077		21.198	173	219	20	1:21.785	41.929		18.340		21.516	171	218
8	1:20.744	41.565		17.952		21.227	171	220	21	1:26.372	42.301		18.821		25.250	57	217
9	1:20.840	41.505		18.071		21.264	173	220	22	2:31.686	1:50.928		18.371		22.387	174	
10	1:20.665	41.528		17.982		21.155	170	219	23	1:28.767	43.267		23.095		22.405	171	219
11	1:20.650	41.550		17.959		21.141	171	219	24	1:25.508	43.676		19.261		22.571	168	221
12	1:20.829	41.536		17.954		21.339	171	219	25	1:31.227	42.925		20.932		27.370	58	220
13	1:20.494	41.414		17.936		21.144	173	220									

66 Judek, DEU / Lindholm, FIN

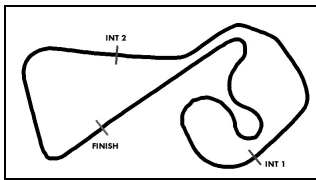
theoretical besttime: 1:20.442

1	1:30.835	50.143		18.757		21.935	171	204	23	1:21.812	41.773		18.038		22.001	171	220
2	1:21.979	42.605		18.080		21.294	174	219	24	1:21.836	42.184		18.142		21.510	173	220
3	1:21.694	42.277		17.949		21.468	173	220	25	1:21.436	42.012		18.086		21.338	173	220
4	1:23.062	43.567		18.155		21.340	171	221	26	1:21.221	42.029		17.912		21.280	173	221
5	1:22.795	42.775		18.470		21.550	171	220	27	1:21.111	41.910		17.919		21.282	174	220
6	1:22.962	42.546		18.585		21.831	170	219	28	1:21.011	41.839		17.822		21.350	174	221
7	1:23.631	43.474		18.442		21.715	171	219	29	1:22.837	42.076		18.157		22.604	171	220
8	1:22.939	42.851		18.436		21.652	171	219	30	1:21.516	41.846		18.157		21.513	173	220
9	1:22.754	42.735		18.443		21.576	171	219	31	1:20.981	41.716		18.021		21.244	171	220
10	1:22.446	42.541		18.413		21.492	173	219	32	1:20.893	41.804		17.885		21.204	173	220
11	1:22.933	43.098		18.444		21.391	171	219	33	1:21.241	41.929		17.818		21.494	173	221
12	1:23.245	43.065		18.473		21.707	171	220	34	1:20.455	41.486		17.831		21.138	174	220
13	1:22.464	42.584		18.254		21.626	170	219	35	1:25.873	41.769		20.815		23.289	174	221
14	1:22.416	42.582		18.159		21.675	169	218	36	1:40.965	42.306		26.915		31.744	139	220
15	1:22.837	42.541		18.470		21.826	171	218	37	2:02.718	1:00.771		29.257		32.690	92	152
16	1:22.538	42.669		18.304		21.565	171	218	38	2:00.236	1:00.295		30.753		29.188	170	180
17	1:22.358	42.451		18.188		21.719	171	219	39	1:24.808	42.231		18.844		23.733	165	219
18	1:22.486	42.566		18.384		21.536	171	219	40	1:24.826	44.733		18.409		21.684	173	218
19	1:26.137	42.788		18.443		24.906	59	219	41	1:25.437	43.070		20.090		22.277	171	222
20	2:31.236	1:51.185		18.475		21.576	173		42	1:22.046	42.594		18.194		21.258	174	221
21	1:22.468	42.399		18.159		21.910	170	220	43	1:23.391	42.035		19.720		21.636	173	223
22	1:21.855	42.116		18.446		21.293	173	219									

77 Gounon, FRA / van der Zande, NLD

theoretical besttime: 1:19.416

1	1:30.157	50.322		18.700		21.135	175	211	23	2:29.928	1:50.483		17.815		21.630	177	
2	1:20.108	40.977		17.952		21.179	178	225	24	1:20.572	41.532		17.890		21.150	177	225
3	1:20.321	41.218					178	225	25	1:24.926	41.781		20.019		23.126	173	225
4	1:21.574	41.702		17.891		21.981	178	224	26	1:21.198	42.305		17.704		21.189	177	224
5	1:21.039	41.931		17.914		21.194	175	221	27	1:20.163	41.321		17.703		21.139	178	223
6	1:20.375	41.423		17.844		21.108	178	226	28	1:21.183	41.650		18.261		21.272	175	226
7	1:20.804	41.679		17.769		21.356	175	226	29	1:21.046	41.519		18.058		21.469	178	225



ADAC GT Masters

Sector List Race 1



Provisional

Sachsenring, Length: 3645m

Air temperature: 13.65°C

Track temperature: 14.82°C

Weather condition: Dry

DMSB Reg. Nr.: 273/17

Saturday, September 16, 2017 13:15:00

Lap	Time	SE1	SP1	SE2	SP2	SE3	SP3	TSP	Lap	Time	SE1	SP1	SE2	SP2	SE3	SP3	TSP
8	1:20.855	41.635		18.064		21.156	177	225	30	1:21.086	42.092		17.844		21.150	177	226
9	1:20.844	41.729		17.923		21.192	177	226	31	1:21.330	41.852		17.809		21.669	173	227
10	1:20.690	41.723		17.834		21.133	178	226	32	1:20.496	41.662		17.728		21.106	177	226
11	1:21.491	41.865		17.904		21.722	175	227	33	1:22.029	41.983		18.029		22.017	175	224
12	1:20.298	41.488		17.603		21.207	177	227	34	1:21.763	42.111		17.971		21.681	174	225
13	1:20.168	41.565		17.595		21.008	177	226	35	1:22.339	42.211		18.437		21.691	177	224
14	1:20.771	41.789		18.035		20.947	177	226	36	1:29.628	45.266		21.382		22.980	173	227
15	1:20.048	41.174		17.690		21.184	175	226	37	1:25.219	43.066		20.148		22.005	174	225
16	1:19.936	41.168		17.611		21.157	180	225	38	1:44.715	43.683		27.439		33.593	75	225
17	1:20.541	41.715		17.655		21.171	178	225	39	1:54.198	59.298		30.166		24.734	177	97
18	1:21.170	41.349		17.954		21.867	169	226	40	1:22.034	42.363		18.238		21.433	178	230
19	1:20.729	42.231		17.492		21.006	177	220	41	1:22.675	43.192		18.094		21.389	178	230
20	1:20.158	41.234		17.617		21.307	177	226	42	1:22.590	43.021		18.140		21.429	177	228
21	1:20.356	41.424		17.676		21.256	177	225	43	1:21.716	42.387		18.062		21.267	178	228
22	1:23.555	41.904		17.739		23.912	60	223	44	1:22.437	42.413		18.608		21.416	178	228

84 Assenheimer, DEU / Götz, DEU

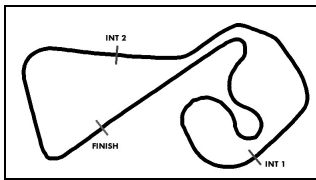
theoretical besttime: 1:19.158

1	1:32.937	53.908		17.962		21.067	175	202	23	1:20.192	41.728		17.622		20.842	174	221
2	1:22.032	41.837		18.930		21.265	173	220	24	1:19.240	41.135		17.313		20.792	174	220
3	1:20.225	41.278		17.753		21.194	174	219	25	1:19.388	41.365		17.235		20.788	174	220
4	1:20.822	42.079		17.737		21.006	174	221	26	1:20.256	41.466		17.703		21.087	169	221
5	1:20.543	41.574		17.762		21.207	175	221	27	1:20.288	41.658		17.527		21.103	175	219
6	1:21.503	41.958		18.485		21.060	173	221	28	1:20.919	41.632		17.911		21.376	175	221
7	1:20.227	41.640		17.684		20.903	173	220	29	1:20.855	41.618		17.934		21.303	174	221
8	1:20.680	41.592		17.811		21.277	174	220	30	1:21.201	41.830		18.056		21.315	174	221
9	1:20.822	41.386		18.063		21.373	174	220	31	1:20.842	41.751		17.903		21.188	174	221
10	1:20.398	41.766		17.551		21.081	175	220	32	1:20.295	41.454		17.721		21.120	173	221
11	1:20.653	41.560		17.749		21.344	170	221	33	1:21.770	41.946		17.891		21.933	171	221
12	1:21.057	41.799		17.927		21.331	174	220	34	1:21.776	42.297		18.003		21.476	171	220
13	1:21.091	41.681		17.954		21.456	174	220	35	1:21.974	42.385		18.274		21.315	174	221
14	1:21.406	42.073		17.955		21.378	174	221	36	1:28.988	45.002		21.542		22.444	173	220
15	1:21.707	41.769		17.593		22.345	160	221	37	1:25.147	42.878		20.338		21.931	174	215
16	1:21.131	42.086		17.886		21.159	173	216	38	1:44.692	43.189		28.147		33.356	94	218
17	1:21.341	42.015		18.122		21.204	173	221	39	1:54.941	59.348		30.096		25.497	173	107
18	1:20.737	41.633		17.872		21.232	170	221	40	1:21.911	42.211		18.266		21.434	174	222
19	1:23.983	41.818		17.751		24.414	59	219	41	1:22.744	43.224		18.190		21.330	175	223
20	2:29.575	1:50.588		17.732		21.255	174		42	1:22.359	43.053		18.068		21.238	177	223
21	1:22.038	42.898		17.955		21.185	173	219	43	1:21.890	42.497		18.132		21.261	174	221
22	1:19.891	41.195		17.829		20.867	174	221	44	1:22.530	42.467		18.535		21.528	174	223

99 Renauer, DEU / Müller, DEU

theoretical besttime: 1:19.721

1	1:25.948	46.419		18.243		21.286	173	206	23	1:20.140	41.388		17.799		20.953	173	224
2	1:21.164	41.938		18.026		21.200	175	225	24	1:19.761	41.272		17.650		20.839	173	224
3	1:21.832	42.304		18.320		21.208	177	226	25	1:20.043	41.309		17.847		20.887	175	224
4	1:20.926	41.817		17.897		21.212	175	226	26	1:19.903	41.316		17.701		20.886	174	225
5	1:20.528	41.732		17.751		21.045	175	226	27	1:19.955	41.475		17.676		20.804	174	225
6	1:20.781	41.578		17.887		21.316	177	225	28	1:20.176	41.331		17.921		20.924	174	225
7	1:20.200	41.475		17.692		21.033	175	225	29	1:20.256	41.338		17.724		21.194	173	225
8	1:20.243	41.376		17.826		21.041	177	224	30	1:20.017	41.405		17.650		20.962	175	225
9	1:20.554	41.446		17.776		21.332	175	225	31	1:19.958	41.431		17.683		20.844	174	224
10	1:20.763	41.649		17.880		21.234	173	224	32	1:19.958	41.290		17.672		20.996	174	225
11	1:20.537	41.581		17.831		21.125	174	224	33	1:20.258	41.514		17.744		21.000	173	225
12	1:21.273	41.750		17.884		21.639	173	224	34	1:20.129	41.401		17.723		21.005	174	225
13	1:20.282	41.544		17.671		21.067	175	223	35	1:20.270	41.510		17.770		20.990	173	226
14	1:20.739	41.654		17.855		21.230	175	224	36	1:22.899	41.689		18.967		22.243	170	225
15	1:21.028	41.880		17.891		21.257	175	225	37	1:29.860	42.581		18.602		28.677	102	221
16	1:21.098	41.927		18.006		21.165	175	225	38	2:02.077	59.808		28.662		33.607	97	140
17	1:20.830	41.732		17.832		21.266	177	225	39	1:56.797	59.815		30.173		26.809	177	126
18	1:20.912	41.908		17.839		21.165	177	226	40	1:22.686	42.699		18.203		21.784	171	227
19	1:20.289	41.513		17.749		21.027	177	224	41	1:22.486	43.163		18.154		21.169	175	225
20	1:24.445	42.101		18.261		24.083	58	225	42	1:21.778	42.481		17.980		21.317	175	225
21	2:29.249	1:49.945		17.723		21.581	171		43	1:21.942	42.049		17.972		21.921	173	227
22	1:19.923	41.267		17.699		20.957	174	224	44	1:24.754	42.752		20.657		21.345	174	224



ADAC GT Masters

Top speed list Race 1

Provisional



Sachsenring, Length: 3645m

Air temperature: 13.65°C

Track temperature: 14.82°C

Weather condition: Dry

DMSB Reg. Nr.: 273/17

Saturday, September 16, 2017 13:15:00

#	Name (NAT)	Team	Car name	Speed	Lap	Race time
77	Renger van der Zande (NLD)	Callaway Competition (DEU)	Corvette C7 GT3	230.76	40	55:12.926
22	Marc Gassner (DEU)	MRS GT-Racing (DEU)	Nissan GT-R NISMO GT3	229.78	29	39:45.000
17	Mathieu Jaminet (FRA)	KÜS TEAM75 Bernhard (DEU)	Porsche 911 GT3 R	229.29	41	56:35.324
99	Sven Müller (DEU)	Precote Herberth Motorsport (DEU)	Porsche 911 GT3 R	227.84	40	55:11.148
13	Maximilian Hackländer (DEU)	RWT Racing (AUT)	Corvette C7 GT3	227.84	40	55:14.033
21	Luca Ludwig (DEU)	Mercedes-AMG Team ZAKSPEED (DEU)	Mercedes-AMG GT3	226.89	40	55:11.419
36	Klaus Bachler (AUT)	Schütz Motorsport (DEU)	Porsche 911 GT3 R	226.89	42	57:57.194
18	Christopher Friedrich (DEU)	KÜS TEAM75 Bernhard (DEU)	Porsche 911 GT3 R	226.41	42	58:00.167
42	Nick Catsburg (NLD)	BMW Team Schnitzer (DEU)	BMW M6 GT3	225.00	2	1:28.123
25	Mike David Ortmann (DEU)	BWT Mücke Motorsport (DEU)	Audi R8 LMS	224.53	22	28:36.375
20	Yelmer Buurman (NLD)	Mercedes-AMG Team ZAKSPEED (DEU)	Mercedes-AMG GT3	224.53	41	56:26.186
2	Christopher Haase (DEU)	Montaplast by Land-Motorsport (DEU)	Audi R8 LMS	224.06	41	56:35.873
26	Edoardo Mortara (ITA)	BWT Mücke Motorsport (DEU)	Mercedes-AMG GT3	224.06	44	1:00:43.171
84	Maximilian Götz (DEU)	Mercedes-AMG Team HTP Motorsport (DEU)	Mercedes-AMG GT3	223.60	44	1:00:41.692
8	Ricardo Feller (CHE)	Audi Sport racing academy (DEU)	Audi R8 LMS	223.14	19	24:27.314
48	Marvin Kirchhöfer (DEU)	Mercedes-AMG Team HTP Motorsport (DEU)	Mercedes-AMG GT3	223.14	42	57:48.522
66	Emil Lindholm (FIN)	ADAC NSA / Attempto Racing Team (DEU)	Lamborghini Huracan GT3	223.14	43	1:00:46.600
9	Christopher Höher (AUT)	Audi Sport racing academy (DEU)	Audi R8 LMS	222.68	20	25:50.328
7	Marco Mapelli (ITA)	HB Racing WDS Bau (AUT)	Lamborghini Huracan GT3	222.68	40	55:11.042
24	Jamie Green (GBR)	BWT Mücke Motorsport (DEU)	Audi R8 LMS	222.68	41	56:33.406
6	Florian Spengler (DEU)	HB Racing WDS Bau (AUT)	Lamborghini Huracan GT3	222.22	30	41:09.076
1	Christopher Mies (DEU)	Montaplast by Land-Motorsport (DEU)	Audi R8 LMS	222.22	33	43:37.814
50	Philip Geipel (DEU)	YACO Racing (DEU)	Audi R8 LMS	221.76	3	2:52.027
4	Patric Niederhauser (CHE)	Aust Motorsport (DEU)	Audi R8 LMS	221.76	29	39:07.923
3	Kelvin van der Linde (ZAF)	Aust Motorsport (DEU)	Audi R8 LMS	221.76	41	56:32.915



ADAC GT Masters

Pit Stops Race 1

Provisional



Sachsenring, Length: 3645m

Air temperature: 13.65°C

Track temperature: 14.82°C

Weather condition: Dry

DMSB Reg. Nr.: 273/17

Saturday, September 16, 2017 13:15:00

Nr	Driver in	Day time in	Time in	Driver out	Day time out	Time out	Nett Time
6	Christopher Zanella	13:24:34.300	11:00.416	Christopher Zanella	13:24:52.152	11:18.268	17.852
7	Norbert Siedler	13:38:58.311	25:24.427	Norbert Siedler	13:40:08.084	26:34.200	1:09.773
24	Alessio Picariello	13:38:59.029	25:25.145	Alessio Picariello	13:40:16.938	26:43.054	1:17.909
3	Sheldon van der Linde	13:39:06.269	25:32.385	Sheldon van der Linde	13:40:17.517	26:43.633	1:11.248
2	Jeffrey Schmidt	13:39:20.226	25:46.342	Christopher Haase	13:40:31.198	26:57.314	1:10.972
17	Michael Ammermüller	13:39:21.729	25:47.845	Mathieu Jaminet	13:40:32.553	26:58.669	1:10.824
21	Luca Stolz	13:39:22.979	25:49.095	Luca Stolz	13:40:33.952	27:00.068	1:10.973
84	Patrick Assenheimer	13:39:26.578	25:52.694	Patrick Assenheimer	13:40:37.210	27:03.326	1:10.632
6	Christopher Zanella	13:39:36.731	26:02.847	Christopher Zanella	13:40:44.545	27:10.661	1:07.814
66	Jonathan Judek	13:39:55.788	26:21.904	Jonathan Judek	13:41:06.327	27:32.443	1:10.539
99	Robert Renauer	13:40:37.645	27:03.761	Sven Müller	13:41:48.420	28:14.536	1:10.775
18	Adrien de Leener	13:40:47.352	27:13.468	Adrien de Leener	13:41:57.694	28:23.810	1:10.342
42	Nick Catsburg	13:41:45.163	28:11.279	Nick Catsburg	13:42:56.046	29:22.162	1:10.883
4	Dennis Marschall	13:41:58.186	28:24.302	Dennis Marschall	13:43:09.896	29:36.012	1:11.710
50	Philip Geipel	13:42:04.910	28:31.026	Rahel Frey	13:43:15.604	29:41.720	1:10.694
77	Jules Gounon	13:43:19.280	29:45.396	Renger van der Zande	13:44:30.053	30:56.169	1:10.773
8	Ricardo Feller	13:43:27.913	29:54.029	Mikaela Ahlin-Kottulinsky	13:44:40.327	31:06.443	1:12.414
9	Christopher Höher	13:43:28.456	29:54.572	Christopher Höher	13:44:41.438	31:07.554	1:12.982
25	Mike David Ortmann	13:43:38.696	30:04.812	Filip Salaquarda	13:45:00.778	31:26.894	1:22.082
20	Nicolai Sylvest	13:44:02.724	30:28.840	Nicolai Sylvest	13:45:13.841	31:39.957	1:11.117
26	Sebastian Asch	13:44:51.366	31:17.482	Sebastian Asch	13:46:07.929	32:34.045	1:16.563
1	Connor De Phillippi	13:45:21.249	31:47.365	Christopher Mies	13:46:31.589	32:57.705	1:10.340
48	Indy Dontje	13:45:33.433	31:59.549	Marvin Kirchhöfer	13:46:44.107	33:10.223	1:10.674
36	Klaus Bachler	13:46:00.203	32:26.319	Klaus Bachler	13:47:11.014	33:37.130	1:10.811
6	Florian Spengler	13:46:12.091	32:38.207	Florian Spengler	13:46:29.945	32:56.061	17.854
22	Remo Lips	13:46:35.032	33:01.148	Marc Gassner	13:47:46.223	34:12.339	1:11.191
13	Sven Barth	13:47:29.778	33:55.894	Maximilian Hackländer	13:48:43.005	35:09.121	1:13.227
25	Filip Salaquarda	13:47:51.673	34:17.789	Filip Salaquarda	13:48:09.437	34:35.553	17.764
9	Christopher Höher	13:47:56.994	34:23.110				
50	Rahel Frey	13:49:02.102	35:28.218				
7	Marco Mapelli	13:49:29.324	35:55.440	Marco Mapelli	13:49:47.170	36:13.286	17.846