



ADAC GT Masters

Result List Qualifying 1

Provisional



Sachsenring, Length: 3645m

Air temperature: 9.38°C

Track temperature: 10°C

Weather condition: Dry

DMSB Reg. Nr.: 273/17

Saturday, September 16, 2017 9:00:00

started : 25 classified : 25 not classified : 0

	Drivers	Team	Car	Lap	Best Time	Gap	Diff	Kph	Day Time
1	1 C.De Phillippi(USA)/C.Mies(DEU)	MontaplastbyLand-Motorsport(DEU)	Audi R8 LMS	5	1:17.542			169.2	9:13:39
2	26 S.Asch(DEU)/E.Mortara(ITA)	BWT Mücke Motorsport(DEU)	Mercedes-AMG GT3	6	1:17.592	0.050	0.050	169.1	9:16:56
3	20 N.Sylvest(DNK)/J.Y.Buurman(NLD)	Mercedes-AMGTeamZAKSPEED(DE)	Mercedes-AMG GT3	10	1:17.708	0.166	0.116	168.8	9:21:00
4	48 I.Dontje(NLD)(J)/M.Kirchhöfer(DEU)	Mercedes-AMGTeamHTPMotorspor	Mercedes-AMG GT3	6	1:17.880	0.338	0.172	168.4	9:15:09
5	7 N.Siedler(AUT)/M.Mapelli(ITA)	HB Racing WDS Bau(AUT)	Lamborghini Huracan GT3	5	1:17.936	0.394	0.056	168.3	9:14:00
6	24 A.Picariello(BEL)(J)/J.Green(GBR)	BWT Mücke Motorsport(DEU)	Audi R8 LMS	7	1:17.950	0.408	0.014	168.3	9:16:39
7	21 L.Stolz(DEU)(J)/L.Ludwig(DEU)	Mercedes-AMGTeamZAKSPEED(DE)	Mercedes-AMG GT3	5	1:17.998	0.456	0.048	168.2	9:15:58
8	25 M.Ortmann(DEU)(J)/F.Salaquarda(CZE)	BWT Mücke Motorsport(DEU)	Audi R8 LMS	7	1:18.087	0.545	0.089	168.0	9:18:17
9	2 J.Schmidt(CHE)(J)/C.Haase(DEU)	MontaplastbyLand-Motorsport(DEU)	Audi R8 LMS	6	1:18.119	0.577	0.032	167.9	9:16:36
10	3 S.van der Linde(ZAF)(J)/K.van der Linde(ZAF)	Aust Motorsport(DEU)	Audi R8 LMS	6	1:18.130	0.588	0.011	167.9	9:13:27
11	42 N.Catsburg(NLD)/P.Eng(AUT)	BMW Team Schnitzer(DEU)	BMW M6 GT3	4	1:18.139	0.597	0.009	167.9	9:12:35
12	4 D.Marschall(DEU)(J)/P.Niederhauser(CHE)	Aust Motorsport(DEU)	Audi R8 LMS	5	1:18.230	0.688	0.091	167.7	9:13:42
13	6 C.Zanella(CHE)/F.Spengler(DEU)	HB Racing WDS Bau(AUT)	Lamborghini Huracan GT3	7	1:18.247	0.705	0.017	167.6	9:15:55
14	8 R.Feller(CHE)(J)/M.Ahlin-Kottulinsky(SWE)(J)	Audi Sport racing academy(DEU)	Audi R8 LMS	10	1:18.404	0.862	0.157	167.3	9:15:45
15	36 K.Bachler(AUT)/A.Macdonald(GBR)	Schütz Motorsport(DEU)	Porsche 911 GT3 R	5	1:18.414	0.872	0.010	167.3	9:12:54
16	99 R.Renauer(DEU)/S.Müller(DEU)	Precote Herberth Motorsport(DEU)	Porsche 911 GT3 R	6	1:18.422	0.880	0.008	167.3	9:15:07
17	77 J.Gounon(FRA)(J)/R.van der Zande(NLD)	Callaway Competition(DEU)	Corvette C7 GT3	6	1:18.430	0.888	0.008	167.3	9:14:52
18	84 P.Assenheimer(DEU)(J)/M.Götz(DEU)	Mercedes-AMGTeamHTPMotorspor	Mercedes-AMG GT3	7	1:18.727	1.185	0.297	166.6	9:15:15
19	50 P.Geipel(DEU)/R.Frey(CHE)	YACO Racing(DEU)	Audi R8 LMS	5	1:18.943	1.401	0.216	166.2	9:08:54
20	17 M.Ammermüller(DEU)/M.Jaminet(FRA)	KÜS TEAM75 Bernhard(DEU)	Porsche 911 GT3 R	5	1:18.944	1.402	0.001	166.2	9:14:43
21	9 C.Höher(AUT)(J)/E.Erhart(DEU)	Audi Sport racing academy(DEU)	Audi R8 LMS	6	1:19.113	1.571	0.169	165.8	9:10:26
22	13 S.Barth(DEU)(T)/M.Hackländer(DEU)	RWT Racing(AUT)	Corvette C7 GT3	6	1:19.281	1.739	0.168	165.5	9:14:57
23	18 A.de Leener(BEL)/C.Friedrich(DEU)(J)	KÜS TEAM75 Bernhard(DEU)	Porsche 911 GT3 R	4	1:19.560	2.018	0.279	164.9	9:06:53
24	22 R.Lips(CHE)(T)/M.Gassner(DEU)	MRS GT-Racing(DEU)	Nissan GT-RNISMO GT3	9	1:19.612	2.070	0.052	164.8	9:14:11
25	66 J.Judek(DEU)(J)/E.Lindholm(FIN)(J)	ADACNSA/AttemptoRacing Team(E)	Lamborghini Huracan GT3	15	1:20.913	3.371	1.301	162.1	9:21:17

Subject to final scrutineering!

Publication time:	Clerk of the Course:	Timekeeper: Steffen Ruhl
-------------------	----------------------	--------------------------

ver: 1.0

www.adac.de/motorsport

Page 1/ 1 printed: 16.9.2017 9:21

CERTINA
S W I S S W A T C H E S



ADAC GT Masters

Sector List Qualifying 1

Provisional



Sachsenring, Length: 3645m

Air temperature: 9.38°C

Track temperature: 10°C

Weather condition: Dry

DMSB Reg. Nr.: 273/17

Saturday, September 16, 2017 9:00:00

Lap	Time	SE1	SP1	SE2	SP2	SE3	SP3	TSP	Lap	Time	SE1	SP1	SE2	SP2	SE3	SP3	TSP
1 De Phillippi, USA / Mies, DEU									theoretical besttime: 1:17.542								
1	8:10.757	7:16.723		26.224		27.810	153		6	1:26.105	40.225		18.064		27.816	177	223
2	1:32.128	49.623		19.889		22.616	168	194	7	1:28.168	40.378		18.340		29.450	175	222
3	1:20.782	42.327		17.753		20.702	177	216	8	1:18.924	40.425		17.219		21.280	174	222
4	1:17.608	40.131		16.991		20.486	173	221	9	1:24.666	41.953		17.560		25.153	57	221
5	1:17.542	40.080		16.986		20.476	175	222									

2 Schmidt, CHE / Haase, DEU									theoretical besttime: 1:18.044								
1	9:38.095	8:43.456		25.539		29.100	168		6	1:18.119	40.293		17.247		20.579	171	222
2	1:41.434	46.490		21.288		33.656	173	191	7	1:18.277	40.424		17.187		20.666	173	221
3	1:19.037	41.031		17.360		20.646	173	219	8	1:20.762	40.590		18.178		21.994	170	220
4	1:18.273	40.454		17.255		20.564	173	220	9	1:26.969	41.393		19.115		26.461	57	220
5	1:20.892	40.927		18.516		21.449	177	222									

3 van der Linde, ZAF / van der Linde, ZAF									theoretical besttime: 1:18.130								
1	6:32.237	5:45.237		24.048		22.952	169		7	1:20.724	40.383		17.650		22.691	175	222
2	1:25.652	44.722		19.120		21.810	173	210	8	1:18.598	40.672		17.274		20.652	177	221
3	1:23.363	43.448		18.817		21.098	175	218	9	1:19.523	40.517		17.354		21.652	166	222
4	1:28.851	41.577		25.812		21.462	175	221	10	1:21.587	42.539		17.748		21.300	174	208
5	1:18.557	40.480		17.269		20.808	175	220	11	1:23.291	40.735		17.605		24.951	58	221
6	1:18.130	40.333		17.241		20.556	177	221									

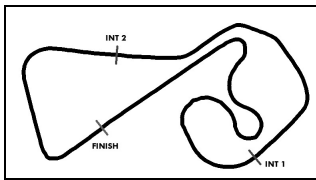
4 Marschall, DEU / Niederhauser, CHE									theoretical besttime: 1:18.230								
1	8:06.120	7:15.343		25.121		25.656	165		6	1:19.549	40.529		17.361		21.659	177	222
2	1:28.249	46.177		19.549		22.523	171	213	7	1:18.504	40.427		17.380		20.697	175	222
3	1:25.607	45.205		18.076		22.326	175	173	8	1:27.799	40.575		22.278		24.946	175	221
4	1:23.590	40.853		17.386		25.351	177	221	9	1:20.564	40.730		17.472		22.362	177	220
5	1:18.230	40.404		17.185		20.641	175	222	10	1:39.080					26.403	57	221

6 Zanella, CHE / Spengler, DEU									theoretical besttime: 1:18.175								
1	2:32.387	1:24.115		31.440		36.832	55		6	1:18.454	40.568		17.212		20.674	175	221
2	6:18.654	5:32.824		21.822		24.008	171		7	1:18.247	40.640		17.113		20.494	175	221
3	1:28.474	45.760		19.810		22.904	170	218	8	1:23.567	40.997		19.080		23.490	178	220
4	1:27.266	42.588		17.899		26.779	166	220	9	1:21.361	40.781		17.200		23.380	174	221
5	1:31.381	44.733		20.685		25.963	177	196	10	1:27.069	40.901		17.278		28.890	52	221

7 Siedler, AUT / Mapelli, ITA									theoretical besttime: 1:17.759								
1	2:35.765	1:31.249		29.545		34.971	59		5	1:17.936	40.288		17.204		20.444	173	219
2	7:21.644	6:34.563		20.378		26.703	165		6	1:22.265	40.190		17.404		24.671	152	220
3	1:25.902	43.852		18.295		23.755	173	213	7	1:31.084	50.100		19.089		21.895	173	194
4	1:18.669	41.009		17.125		20.535	173	216	8	1:22.161	40.553		17.377		24.231	59	219

8 Feller, CHE / Ahlin-Kottulinsky, SWE									theoretical besttime: 1:18.234								
1	3:14.825	2:15.484		27.833		31.508	121		8	1:22.654	41.000		17.497		24.157	173	223
2	1:44.942	51.904		23.758		29.280	165	155	9	1:19.104	40.698		17.516		20.890	174	221
3	1:26.506	47.010		18.311		21.185	177	215	10	1:18.404	40.493		17.362		20.549	177	224
4	1:20.640	41.599		18.293		20.748	175	223	11	1:22.350	40.768		18.660		22.922	175	224
5	1:18.949	40.809		17.503		20.637	177	223	12	1:18.599	40.493		17.354		20.752	177	222
6	1:19.488	40.410		17.963		21.115	175	223	13	1:32.522	42.710		21.711		28.101	59	222
7	1:19.552	40.331		17.800		21.421	173	223									

9 Höher, AUT / Erhart, DEU									theoretical besttime: 1:18.646								
1	3:15.760	2:21.896		24.550		29.314	125		8	1:20.156	41.129		17.857		21.170	177	221
2	1:44.552	51.694		23.818		29.040	164	150	9	1:19.324	40.961		17.523		20.840	174	224
3	1:27.397	47.281		18.792		21.324	174	215	10	1:19.366	40.864		17.477		21.025	174	224
4	1:20.129	41.490		17.751		20.888	175	223	11	1:19.236	40.852		17.478		20.906	171	223
5	1:19.278	41.001		17.540		20.737	173	223	12	1:19.750	41.077		17.507		21.166	174	223
6	1:19.113	40.615		17.340		21.158	171	223	13	1:23.657	41.768		17.635		24.254	59	220
7	1:19.234	40.925		17.294		21.015	171	221									



ADAC GT Masters

Sector List Qualifying 1

Provisional



Sachsenring, Length: 3645m

Air temperature: 9.38°C

Track temperature: 10°C

Weather condition: Dry

DMSB Reg. Nr.: 273/17

Saturday, September 16, 2017 9:00:00

Lap	Time	SE1	SP1	SE2	SP2	SE3	SP3	TSP	Lap	Time	SE1	SP1	SE2	SP2	SE3	SP3	TSP
-----	------	-----	-----	-----	-----	-----	-----	-----	-----	------	-----	-----	-----	-----	-----	-----	-----

13 Barth, DEU / Hackländer, DEU

theoretical besttime: 1:19.281

1	2:59.515	1:58.553		28.540		32.422	128		6	1:19.281	40.852		17.513		20.916	177	225
2	1:55.165	57.226		26.687		31.252	60	160	7	1:19.562	40.917		17.698		20.947	178	224
3	5:58.635	5:11.265		22.439		24.931	171		8	1:22.568	40.947		18.102		23.519	178	224
4	1:23.695	42.190		19.497		22.008	178	221	9	1:20.475	41.299		17.767		21.409	178	223
5	1:20.288	41.035		17.866		21.387	178	225	10	1:26.162	41.176		17.619		27.367	59	224

17 Ammermüller, DEU / Jaminet, FRA

theoretical besttime: 1:18.905

1	9:17.262	8:33.029		20.984		23.249	170		6	1:19.185	40.768		17.622		20.795	177	225
2	1:27.922	43.753		20.641		23.528	175	219	7	1:19.801	40.918		17.617		21.266	180	225
3	1:19.692	41.431		17.575		20.686	178	223	8	1:22.965	41.081		17.802		24.082	177	225
4	1:19.161	40.720		17.584		20.857	177	225	9	1:19.359	40.825		17.736		20.798	175	225
5	1:18.944	40.759		17.515		20.670	180	224									

18 de Leener, BEL / Friedrich, DEU

theoretical besttime: 1:19.372

1	2:35.626	1:36.730		28.110		30.786	141		6	1:23.108	43.179		18.703		21.226	177	225
2	1:35.497	48.841		20.470		26.186	171	180	7	1:19.588	41.226		17.577		20.785	178	225
3	1:22.369	42.870		18.033		21.466	177	220	8	1:19.924	41.055		17.627		21.242	180	225
4	1:19.560	41.165		17.554		20.841	178	224	9	1:20.274	41.397		17.644		21.233	178	225
5	1:19.628	41.071		17.532		21.025	178	224	10	1:24.912	41.650		17.877		25.385	49	225

20 Sylvest, DNK / Buurman, NLD

theoretical besttime: 1:17.603

1	8:50.485	8:04.736		21.840		23.909	165		6	1:18.121	40.503		17.112		20.506	175	219
2	1:30.488	49.381		19.348		21.759	171	166	7	1:18.103	40.499		17.125		20.479	178	220
3	1:25.771	42.305		18.197		25.269	171	216	8	1:17.823	40.186		17.195		20.442	178	224
4	1:19.198	40.805		17.293		21.100	174	219	9	1:18.645	40.469		17.335		20.841	178	224
5	1:23.401	41.750		17.943		23.708	175	220	10	1:17.708	40.291		17.039		20.378	178	223

21 Stolz, DEU / Ludwig, DEU

theoretical besttime: 1:17.847

1	10:17.978	9:31.941		21.391		24.646	170		5	1:17.998	40.440		17.002		20.556	177	219
2	1:25.282	42.606		17.801		24.875	177	216	6	1:26.392	40.542		17.026		28.824	178	220
3	1:29.935	40.694		17.483		31.758	174	219	7	1:26.655	40.297		17.037		29.321	180	224
4	1:26.734	40.657		17.160		28.917	175	219	8	1:18.129	40.417		17.164		20.548	180	223

22 Lips, CHE / Gassner, DEU

theoretical besttime: 1:19.445

1	2:56.694	2:01.027		26.984		28.683	137		7	1:28.035	42.771		20.680		24.584	181	230
2	1:37.970	53.075		21.946		22.949	174	195	8	1:20.141	40.927		18.318		20.896	181	231
3	1:26.695	45.097		19.535		22.063	180	227	9	1:19.612	41.094		17.752		20.766	180	231
4	1:20.600	41.628		18.028		20.944	178	230	10	1:19.836	41.198		17.775		20.863	180	230
5	1:21.432	42.338		18.100		20.994	180	226	11	1:27.389	42.504		19.027		25.858	43	230
6	1:20.033	41.275		17.856		20.902	177	230	12	2:42.506	1:54.833		20.479		27.194	51	

24 Picariello, BEL / Green, GBR

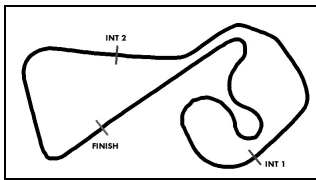
theoretical besttime: 1:17.783

1	2:37.515	1:33.832		28.632		35.051	60		6	1:17.967	40.471		16.910		20.586	175	221
2	7:24.274	6:34.998		19.136		30.140	173		7	1:17.950	40.596		16.905		20.449	178	222
3	1:24.913	41.943		17.655		25.315	177	219	8	1:18.498	40.624		17.151		20.723	175	223
4	1:18.218	40.675		17.115		20.428	177	221	9	1:23.027	40.789		17.300		24.938	59	222
5	1:18.012	40.617		16.988		20.407	177	222									

25 Ortmann, DEU / Salaquarda, CZE

theoretical besttime: 1:18.087

1	2:58.025	1:53.765		29.666		34.594	59		6	1:18.427	40.699		17.158		20.570	175	223
2	8:38.445	7:49.977		22.830		25.638	170		7	1:18.087	40.442		17.120		20.525	177	222
3	1:24.676	44.164		19.096		21.416	174	218	8	1:18.388	40.510		17.224		20.654	175	222
4	1:18.777	40.867		17.219		20.691	175	221	9	1:21.783	40.515		17.164		24.104	59	222
5	1:20.523	42.288		17.581		20.654	174	221									



ADAC GT Masters

Sector List Qualifying 1

Provisional



Sachsenring, Length: 3645m

Air temperature: 9.38°C

Track temperature: 10°C

Weather condition: Dry

DMSB Reg. Nr.: 273/17

Saturday, September 16, 2017 9:00:00

Lap	Time	SE1	SP1	SE2	SP2	SE3	SP3	TSP	Lap	Time	SE1	SP1	SE2	SP2	SE3	SP3	TSP
26	Asch, DEU / Mortara, ITA								theoretical besttime: 1:17.498								
1	2:02.779	1:02.488		29.032		31.259	56		5	1:17.716	40.332		17.024		20.360	175	220
2	9:31.937	8:50.908		18.719		22.310	175		6	1:17.592	40.114		17.037		20.441	175	219
3	1:27.759	45.693		20.688		21.378	175	219	7	1:17.696	40.124		17.142		20.430	173	220
4	1:18.376	40.498		17.308		20.570	175	220	8	1:22.438	40.486		17.473		24.479	55	219

36	Bachler, AUT / Macdowall, GBR								theoretical besttime: 1:18.412								
1	3:10.050	2:11.137		24.636		34.277	48		5	1:18.414	40.357		17.381		20.676	174	226
2	5:41.729	5:01.524		18.688		21.517	175		6	1:23.107	43.261		18.634		21.212	177	226
3	1:24.499	43.561		18.866		22.072	182	224	7	1:18.733	40.428		17.542		20.763	177	225
4	1:18.744	40.562		17.379		20.803	177	224	8	1:24.451	40.537		18.026		25.888	44	225

42	Gatsburg, NLD / Eng, AUT								theoretical besttime: 1:18.139								
1	8:20.214	7:36.098		19.879		24.237	169		5	1:30.580	43.187		21.037		26.356	177	225
2	1:30.926	44.433		20.684		25.809	177	216	6	1:18.529	40.648		17.080		20.801	178	225
3	1:25.968	40.536		17.233		28.199	177	226	7	1:28.488	43.802		18.680		26.006	46	225
4	1:18.139	40.466		17.050		20.623	175	225									

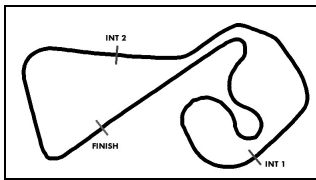
48	Dontje, NLD / Kirchhöfer, DEU								theoretical besttime: 1:17.821								
1	8:15.713	7:25.301		23.810		26.602	164		5	1:18.067	40.581		17.064		20.422	177	221
2	1:31.073	47.341		20.322		23.410	173	192	6	1:17.880	40.424		16.975		20.481	177	221
3	1:25.874	42.739		18.536		24.599	177	217	7	1:22.323	40.782		18.582		22.959	178	221
4	1:19.919	40.873		17.230		21.816	177	220	8	1:22.918	40.634		17.261		25.023	59	220

50	Geipel, DEU / Frey, CHE								theoretical besttime: 1:18.751								
1	3:14.039	2:14.296		27.267		32.476	134		7	1:21.846	41.785		18.840		21.221	170	222
2	1:41.789	51.585		21.797		28.407	171	171	8	1:20.686	40.756		17.802		22.128	171	220
3	1:19.880	41.441		17.635		20.804	175	220	9	1:19.119	40.755		17.561		20.803	174	221
4	1:19.457	40.690		18.044		20.723	174	221	10	1:19.135	40.705		17.581		20.849	171	221
5	1:18.943	40.673		17.481		20.789	174	222	11	1:23.734	40.830		17.823		25.081	58	222
6	1:28.413	49.754		18.062		20.597	173	222									

66	Judek, DEU / Lindholm, FIN								theoretical besttime: 1:20.638								
1	2:08.127	1:16.414		25.687		26.026	168		9	1:22.226	42.674		18.080		21.472	173	221
2	1:27.264	46.651		19.071		21.542	174	216	10	1:21.310	42.217		17.874		21.219	173	220
3	1:23.334	43.245		18.263		21.826	174	220	11	1:21.064	42.031		18.010		21.023	173	220
4	1:21.455	42.570		17.952		20.933	174	220	12	1:20.996	41.904		17.885		21.207	170	221
5	1:21.540	42.593		17.917		21.030	174	221	13	1:21.059	41.959		18.027		21.073	173	219
6	1:21.333	42.455		17.801		21.077	174	221	14	1:21.312	41.947		18.066		21.299	173	220
7	1:23.415	42.823		18.188		22.404	171	220	15	1:20.913	41.952		17.866		21.095	170	219
8	1:21.458	42.354		17.866		21.238	171	221									

77	Gounon, FRA / van der Zande, NLD								theoretical besttime: 1:18.355								
1	2:58.623	1:57.267		28.613		32.743	128		6	1:18.430	40.642		17.247		20.541	180	225
2	1:54.832	57.272		26.237		31.323	60	163	7	1:19.844	40.567					170	226
3	5:58.010	5:11.674		22.625		23.711	178		8	1:25.012	41.133		21.417		22.462	181	223
4	1:22.770	43.255		18.617		20.898	181	220	9	1:19.049	40.704					180	226
5	1:18.660	40.769		17.332		20.559	180	227	10	1:28.798	40.907		18.335		29.556	60	227

84	Assenheimer, DEU / Götz, DEU								theoretical besttime: 1:18.499								
1	3:07.091	2:06.791		27.056		33.244	149		7	1:18.727	40.742		17.188		20.797	177	220
2	1:38.398	48.076		20.404		29.918	174	179	8	1:18.758	40.815		17.221		20.722	177	220
3	1:27.650	43.811		22.118		21.721	180	219	9	1:22.190	42.205		19.024		20.961	177	221
4	1:19.017	40.919		17.426		20.672	178	221	10	1:22.500	40.869		17.591		24.040	178	221
5	1:24.031	40.813		17.403		25.815	56	220	11	1:25.251	41.120		17.592		26.539	59	221
6	5:00.114	4:21.698		17.847		20.569	175										



ADAC GT Masters

Sector List Qualifying 1

Provisional



Sachsenring, Length: 3645m

Air temperature: 9.38°C

Track temperature: 10°C

Weather condition: Dry

DMSB Reg. Nr.: 273/17

Saturday, September 16, 2017 9:00:00

Lap	Time	SE1	SP1	SE2	SP2	SE3	SP3	TSP	Lap	Time	SE1	SP1	SE2	SP2	SE3	SP3	TSP
99		Renauer, DEU / Müller, DEU										theoretical besttime: 1:18.280					
1	2:39.993	1:35.544		28.569		35.880	57		6	1:18.422	40.454		17.422		20.546	180	225
2	7:04.840	6:22.174		19.730		22.936	175		7	1:18.505	40.525		17.280		20.700	177	226
3	1:22.624	43.117		18.262		21.245	178	221	8	1:19.705	40.827		17.379		21.499	181	225
4	1:22.443	41.601		17.991		22.851	178	225	9	1:18.686	40.746		17.305		20.635	178	226
5	1:18.869	40.484		17.836		20.549	178	225	10	1:26.360	41.283		18.969		26.108	58	226