

ADAC GT Masters

Result List Free Practice 2



Provisional

DMSB Reg. Nr.: 273/17

Sachsenring, Length: 3645m

Air temperature: 15.93°C

Track temperature: 17.58°C

Weather condition: Dry

Friday, September 15, 2017 16:40:00

started : 25 classified : 25 not classified : 0

	Drivers	Team	Car	Lap	Best Time	Gap	Diff	Kph	Day Time
1	26 S.Asch(DEU)/E.Mortara(ITA)	BWT Mücke Motorsport(DEU)	Mercedes-AMG GT3	24	1:17.927			168.3	17:25:45
2	21 L.Stolz(DEU)(J)/L.Ludwig(DEU)	Mercedes-AMGTeamZAKSPEED/DE	Mercedes-AMG GT3	33	1:18.261	0.334	0.334	167.6	17:33:47
3	20 N.Sylvest(DNK)(J)/ Y.Buurman(NLD)	Mercedes-AMGTeamZAKSPEED/DE	Mercedes-AMG GT3	31	1:18.492	0.565	0.231	167.1	17:35:13
4	84 P.Assenheimer(DEU)(J)/ M.Götz(DEU)	Mercedes-AMGTeamHTPMotorspor	Mercedes-AMG GT3	32	1:18.603	0.676	0.111	166.9	17:40:56
5	48 I.Dontje(NLD)(J)/ M.Kirchhöfer(DEU)	Mercedes-AMGTeamHTPMotorspor	Mercedes-AMG GT3	31	1:18.642	0.715	0.039	166.8	17:30:01
6	42 N.Catsburg(NLD) /P.Eng(AUT)	BMW Team Schnitzer(DEU)	BMW M6 GT3	27	1:18.684	0.757	0.042	166.7	17:36:14
7	24 A.Picariello(BEL)(J)/ J.Green(GBR)	BWT Mücke Motorsport(DEU)	Audi R8 LMS	26	1:18.958	1.031	0.274	166.1	17:28:00
8	3 S.van der Linde(ZAF)(J)/ K.van der Linde(ZAF)	Aust Motorsport(DEU)	Audi R8 LMS	19	1:18.960	1.033	0.002	166.1	17:18:31
9	2 J.Schmidt(CHE)(J)/ C.Haase(DEU)	MontaplastbyLand-Motorsport(DEU)	Audi R8 LMS	6	1:18.999	1.072	0.039	166.1	16:50:10
10	77 J.Gounon(FRA)(J)/ R.van der Zande(NLD)	Callaway Competition(DEU)	Corvette C7 GT3	33	1:19.101	1.174	0.102	165.8	17:36:10
11	1 C.De Phillippi(USA)/ C.Mies(DEU)	MontaplastbyLand-Motorsport(DEU)	Audi R8 LMS	20	1:19.106	1.179	0.005	165.8	17:17:29
12	6 C.Zanella(CHE) /F. Spengler(DEU)	HB Racing WDS Bau(AUT)	Lamborghini Huracan GT3	22	1:19.128	1.201	0.022	165.8	17:21:02
13	25 M.Ortmann(DEU)(J)/F.Salaquarda(CZE)	BWT Mücke Motorsport(DEU)	Audi R8 LMS	24	1:19.138	1.211	0.010	165.8	17:27:55
14	99 R.Renauer(DEU)/ S.Müller(DEU)	Precote Herberth Motorsport(DEU)	Porsche 911 GT3 R	26	1:19.187	1.260	0.049	165.7	17:29:43
15	17 M.Ammermüller(DEU)/ M.Jaminet(FRA)	KÜS TEAM75 Bernhard(DEU)	Porsche 911 GT3 R	17	1:19.243	1.316	0.056	165.5	17:14:15
16	8 R.Feller(CHE) (J)/M.Ahlin-Kottulinsky(SWE)(J)	Audi Sport racing academy(DEU)	Audi R8 LMS	33	1:19.355	1.428	0.112	165.3	17:32:02
17	4 D.Marschall(DEU)(J)/ P.Niederhauser(CHE)	Aust Motorsport(DEU)	Audi R8 LMS	31	1:19.355	1.428		165.3	17:33:45
18	7 N.Siedler(AUT)/ M.Mapelli(ITA)	HB Racing WDS Bau(AUT)	Lamborghini Huracan GT3	20	1:19.369	1.442	0.014	165.3	17:14:34
19	50 P.Geipel(DEU)/ R.Frey(CHE)	YACO Racing(DEU)	Audi R8 LMS	3	1:19.571	1.644	0.202	164.9	16:46:44
20	36 K.Bachler(AUT)/A.Macdowall(GBR)	Schütz Motorsport(DEU)	Porsche 911 GT3 R	3	1:19.656	1.729	0.085	164.7	16:45:18
21	13 S.Barth(DEU)(T)/M.Hackländer(DEU)	RWT Racing(AUT)	Corvette C7 GT3	33	1:20.063	2.136	0.407	163.8	17:39:08
22	18 A.de Leener(BEL)/ C.Friedrich(DEU)(J)	KÜS TEAM75 Bernhard(DEU)	Porsche 911 GT3 R	3	1:20.322	2.395	0.259	163.3	16:44:41
23	9 C.Höher(AUT)(J)/E.Erhart(DEU)	Audi Sport racing academy(DEU)	Audi R8 LMS	34	1:20.335	2.408	0.013	163.3	17:37:40
24	66 J.Judek(DEU)(J)/ E.Lindholm(FIN) (J)	ADACNSA/AttemptoRacing Team(L	Lamborghini Huracan GT3	4	1:22.772	4.845	2.437	158.5	16:45:52
25	22 R.Lips(CHE)(T)/ M.Gassner(DEU)	MRS GT-Racing(DEU)	Nissan GT-R NISMO GT3	2	1:30.423	12.496	7.651	145.1	16:44:05

Subject to final scrutineering!

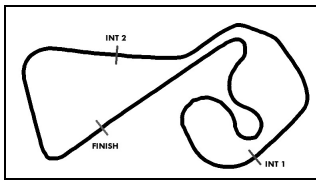
Publication time:	Clerk of the Course:	Timekeeper: Steffen Ruhl
-------------------	----------------------	--------------------------

ver: 1.0

www.adac.de/motorsport

Page 1/ 1 printed: 15.9.2017 17:42

CERTINA
S W I S S W A T C H E S



ADAC GT Masters

Sector List Free Practice 2



Provisional

Sachsenring, Length: 3645m

Air temperature: 15.93°C

Track temperature: 17.58°C

Weather condition: Dry

DMSB Reg. Nr.: 273/17

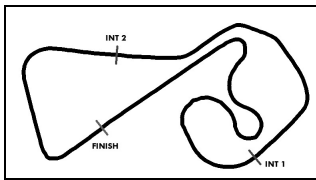
Friday, September 15, 2017 16:40:00

Lap	Time	SE1	SP1	SE2	SP2	SE3	SP3	TSP	Lap	Time	SE1	SP1	SE2	SP2	SE3	SP3	TSP
1 De Phillippi, USA / Mies, DEU									theoretical besttime: 1:18.862								
1	3:02.635	2:13.562		23.025		26.048	168		18	1:23.384	41.045		17.632		24.707	58	222
2	1:22.564	42.888		18.266		21.410	169	217	19	2:46.680	2:08.346		17.500		20.834	174	
3	1:20.167	41.413		17.640		21.114	175	218	20	1:19.106	40.855		17.328		20.923	173	221
4	1:19.186	40.804		17.490		20.892	170	220	21	1:20.180	41.547		17.688		20.945	174	221
5	1:22.344	40.935		17.661		23.748	173	220	22	1:22.538	40.974		17.481		24.083	58	221
6	1:19.204	40.869		17.521		20.814	173	219	23	3:23.441	2:44.799		17.627		21.015	177	
7	1:22.555	40.843		17.827		23.885	58	219	24	1:19.465	41.132		17.524		20.809	173	223
8	2:36.153	1:55.546		19.059		21.548	175		25	1:23.195	41.031		17.799		24.365	58	223
9	1:19.867	41.049		17.744		21.074	175	221	26	2:59.664	2:19.645		17.638		22.381	174	
10	1:22.244	41.033		17.636		23.575	58	221	27	1:22.338	40.886		17.352		24.100	58	221
11	6:21.631	5:42.756		17.708		21.167	174		28	2:29.513	1:50.934		17.648		20.931	173	
12	1:19.219	40.867		17.559		20.793	174	219	29	1:19.928	40.784		17.492		21.652	174	220
13	1:19.540	40.741		17.571		21.228	171	219	30	1:19.203	40.764		17.540		20.899	174	220
14	1:22.368	40.930		17.658		23.780	58	220	31	1:22.159	40.771		17.384		24.004	58	221
15	2:30.690	1:51.515		18.073		21.102	173		32	2:03.311	1:24.256		17.437		21.618	174	
16	1:19.664	41.091		17.596		20.977	173	220	33	1:19.295	40.851		17.512		20.932	175	221
17	1:19.171	40.826		17.457		20.888	174	221									

2 Schmidt, CHE / Haase, DEU									theoretical besttime: 1:18.760								
1	2:03.235	1:15.412		21.070		26.753	58		17	2:55.939	2:13.543		17.846		24.550	56	
2	2:34.990	1:51.224		18.005		25.761	171		18	2:02.017	1:21.041		17.681		23.295	174	
3	1:19.571	41.242		17.387		20.942	168	217	19	1:19.546	41.051		17.514		20.981	171	221
4	1:33.498	48.362		22.155		22.981	174	219	20	1:23.435	41.081		17.574		24.780	45	220
5	1:19.317	41.004		17.496		20.817	171	220	21	3:59.841	3:15.267		18.082		26.492	173	
6	1:18.999	40.623		17.475		20.901	171	220	22	1:21.603	41.336		17.814		22.453	174	220
7	1:19.340	40.878		17.498		20.964	173	219	23	1:19.446	41.045		17.578		20.823	173	222
8	1:19.337	41.029		17.438		20.870	173	221	24	1:25.016	41.344		18.282		25.390	58	221
9	1:24.093	41.295		18.214		24.584	59	221	25	2:58.976	2:15.710		17.913		25.353	171	
10	3:28.778	2:40.918		17.750		30.110	168		26	1:21.617	42.597		17.982		21.038	173	221
11	1:20.146	41.505		17.709		20.932	171	218	27	1:28.270	41.088		18.717		28.465	58	220
12	1:19.182	40.945		17.405		20.832	173	221	28	7:45.855	7:06.729		17.944		21.182	171	
13	1:22.867	41.071		17.564		24.232	57	220	29	1:19.731	41.092		17.694		20.945	169	218
14	3:14.016	2:35.033		17.714		21.269	171		30	1:19.113	40.976		17.334		20.803	171	220
15	1:19.780	40.926		17.857		20.997	170	219	31	1:19.277	41.011		17.349		20.917	169	219
16	1:25.082	41.045		18.788		25.249	59	219									

3 van der Linde, ZAF / van der Linde, ZAF									theoretical besttime: 1:18.708								
1	1:53.295	1:07.327		20.147		25.821	174		14	1:19.846	41.303		17.580		20.963	174	220
2	1:20.782	41.485		17.918		21.379	175	219	15	1:23.305	41.886		17.543		23.876	58	221
3	1:19.776	41.154		17.634		20.988	175	220	16	6:21.086	5:38.526		20.466		22.094	155	
4	1:19.487	40.875		17.471		21.141	175	222	17	1:28.029	44.911		19.781		23.337	174	175
5	1:21.979	41.824		17.860		22.295	175	221	18	1:19.166	40.996		17.482		20.688	174	219
6	1:23.322	40.824		17.803		24.695	58	221	19	1:18.960	40.821		17.357		20.782	175	221
7	7:18.904	6:40.262					174		20	1:19.091	40.663		17.630		20.798	177	221
8	1:19.501	41.013		17.565		20.923	174	220	21	1:33.652	40.735		27.550		25.367	43	222
9	1:19.113	40.890		17.357		20.866	173	220	22	3:44.087	3:03.654		19.281		21.152	175	
10	1:25.789	41.899		18.934		24.956	58	219	23	1:19.213	40.759		17.519		20.935	174	221
11	2:35.818	1:56.173		18.286		21.359	171		24	1:19.050	40.707		17.439		20.904	174	221
12	1:20.188	41.429		17.744		21.015	173	219	25	1:33.301	44.869		19.051		29.381	57	219
13	1:21.928	41.329		19.198		21.401	174	220	26	1:56.669	1:10.068		18.824		27.777	58	

4 Marschall, DEU / Niederhauser, CHE									theoretical besttime: 1:19.231								
1	1:56.921	1:12.274		21.891		22.756	171		17	1:20.239	41.340		17.777		21.122	171	219
2	1:21.674	42.402		18.197		21.075	174	217	18	1:23.022	41.232		17.767		24.023	58	220
3	1:21.630	41.391		18.141		22.098	175	220	19	3:30.829	2:49.453		19.140		22.236	174	
4	1:20.076	41.359		17.774		20.943	174	222	20	1:23.065	42.214		18.309		22.542	170	221
5	1:19.989	41.237		17.750		21.002	173	220	21	1:20.501	41.535		17.846		21.120	171	220
6	1:24.235	41.349		18.025		24.861	58	220	22	1:28.022	41.793		17.888		28.341	169	221
7	3:23.144	2:43.702		18.120		21.322	174		23	1:21.459	41.617		18.481		21.361	171	219
8	1:19.614	41.091		17.528		20.995	171	220	24	1:20.045	41.298		17.761		20.986	174	221
9	1:19.773	41.230		17.565		20.978	174	221	25	1:23.202	41.182		17.851		24.169	57	221
10	1:20.119	41.578		17.524		21.017	171	222	26	4:43.933	4:00.708		18.815		24.410	174	



ADAC GT Masters

Sector List Free Practice 2



Provisional

Sachsenring, Length: 3645m

Air temperature: 15.93°C

Track temperature: 17.58°C

Weather condition: Dry

DMSB Reg. Nr.: 273/17

Friday, September 15, 2017 16:40:00

Lap	Time	SE1	SP1	SE2	SP2	SE3	SP3	TSP	Lap	Time	SE1	SP1	SE2	SP2	SE3	SP3	TSP
11	1:24.085	41.559		18.406		24.120	58	221	27	1:19.889	41.317		17.686		20.886	175	221
12	5:00.112	4:19.986		18.766		21.360	173		28	1:19.410	40.821		17.650		20.939	173	222
13	1:20.877	41.209		18.421		21.247	173	219	29	1:20.086	41.071		17.778		21.237	175	220
14	1:19.767	40.991		17.709		21.067	171	220	30	1:19.650	41.041		17.581		21.028	170	221
15	1:19.916	41.077		17.747		21.092	173	219	31	1:19.355	40.868		17.552		20.935	174	219
16	1:19.996	41.210		17.734		21.052	170	219	32	1:23.593	40.860		17.644		25.089	57	222

6 Zanella, CHE / Spengler, DEU

theoretical besttime: 1:19.025

1	1:44.348	1:00.531		20.233		23.584	168		18	6:42.983	5:58.121		21.725		23.137	166	
2	1:27.117	43.386		17.996		25.735	170	201	19	1:23.891	44.225		18.551		21.115	174	213
3	1:20.232	41.277		17.935		21.020	173	220	20	1:20.633	41.761		17.708		21.164	171	221
4	1:25.532	41.802		18.243		25.487	171	222	21	1:19.501	41.172		17.547		20.782	173	219
5	1:20.342	41.584		17.804		20.954	174	221	22	1:19.128	40.929		17.364		20.835	174	221
6	1:20.690	41.326		17.884		21.480	173	221	23	1:22.041	41.255		18.210		22.576	174	220
7	1:19.968	41.193		17.787		20.988	173	220	24	1:19.338	40.879		17.501		20.958	173	223
8	1:20.367	41.283		17.795		21.289	171	221	25	1:23.495	41.394		17.427		24.674	57	222
9	1:24.017	41.912		17.873		24.232	60	220	26	3:27.201	2:47.819		18.048		21.334	168	
10	3:33.009	2:53.984		17.801		21.224	173		27	1:19.703	41.175		17.660		20.868	173	220
11	1:20.385	41.651		17.617		21.117	171	219	28	1:19.731	41.038		17.621		21.072	173	222
12	1:19.877	41.379		17.482		21.016	171	220	29	1:19.804	41.080		17.681		21.043	170	221
13	1:20.092	41.438		17.715		20.939	174	220	30	1:19.803	41.275		17.644		20.884	174	221
14	1:23.879	41.460		17.872		24.547	59	219	31	1:19.696	41.182		17.680		20.834	171	221
15	4:28.918	3:49.915		17.644		21.359	170		32	1:26.872	43.468		21.644		21.760	174	221
16	1:22.675	42.790		18.476		21.409	170	220	33	1:20.632	41.702		17.866		21.064	174	222
17	1:24.222	41.764		18.360		24.098	59	220	34	1:23.290	41.231		17.850		24.209	59	223

7 Siedler, AUT / Mapelli, ITA

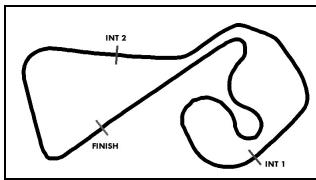
theoretical besttime: 1:19.061

1	2:54.192	2:08.146		22.447		23.599	165		18	1:20.139	41.137		17.869		21.133	171	219
2	1:24.930	43.373		18.870		22.687	170	214	19	1:20.244	41.185		17.714		21.345	171	220
3	1:21.312	41.659		18.122		21.531	160	219	20	1:19.369	40.987		17.477		20.905	171	220
4	1:20.146	41.240		17.849		21.057	170	215	21	1:20.282	41.133		18.165		20.984	166	220
5	1:19.964	41.284		17.777		20.903	173	218	22	1:19.437	41.137		17.421		20.879	170	219
6	1:19.696	41.058		17.645		20.993	173	219	23	1:19.506	40.796		17.519		21.191	171	220
7	1:19.559	41.138		17.535		20.886	173	219	24	1:23.435	41.128		17.891		24.416	59	221
8	1:24.165	41.230		18.036		24.899	59	219	25	3:36.408	2:50.870		18.423		27.115	173	
9	3:04.936	2:25.888		17.915		21.133	170		26	1:19.801	41.221		17.714		20.866	173	219
10	1:19.720	41.157		17.634		20.929	170	218	27	1:19.743	41.211		17.595		20.937	173	219
11	1:19.625	41.056		17.536		21.033	171	219	28	1:23.349	41.150		17.729		24.470	59	222
12	1:24.654	41.509		18.658		24.487	59	219	29	7:25.470	6:40.414		20.892		24.164	168	
13	2:34.807	1:55.722		17.954		21.131	170		30	1:21.233	41.366		18.396		21.471	173	218
14	1:20.523	41.224		18.046		21.253	170	218	31	1:21.474	41.355		17.584		22.535	174	218
15	1:24.933	41.474		17.859		25.600	59	219	32	1:19.405	41.051		17.399		20.955	169	222
16	4:17.859	3:33.408		22.079		22.372	166		33	1:27.811	43.071		18.312		26.428	59	220
17	1:23.183	43.592		17.955		21.636	173	172									

8 Feller, CHE / Ahlin-Kottulinsky, SWE

theoretical besttime: 1:19.209

1	2:06.874	1:19.980		23.403		23.491	173		19	1:21.682	42.028		18.200		21.454	171	220
2	1:28.937	46.255		20.802		21.880	171	218	20	1:21.691	41.816		18.422		21.453	173	221
3	1:24.370	42.790		19.244		22.336	174	220	21	1:22.024	42.201		18.438		21.385	175	222
4	1:22.685	42.248		18.772		21.665	174	220	22	1:27.407	42.441		19.141		25.825	59	221
5	1:23.442	42.946		18.789		21.707	168	220	23	2:42.737	1:55.892		20.977		25.868	169	
6	1:24.019	42.676		18.728		22.615	170	219	24	1:24.924	45.001		18.664		21.259	174	193
7	1:22.794	42.437		18.720		21.637	173	220	25	1:20.235	41.272		17.862		21.101	173	221
8	1:22.336	42.363		18.585		21.388	174	219	26	1:19.773	41.088		17.691		20.994	174	221
9	1:23.087	42.670		18.645		21.772	171	221	27	1:20.257	41.306		17.897		21.054	175	221
10	1:23.042	42.794		18.553		21.695	171	220	28	1:23.278	41.572		19.383		22.323	174	223
11	1:22.687	42.149		18.629		21.909	171	220	29	1:19.539	41.002		17.627		20.910	177	222
12	1:25.412	44.187		19.728		21.497	171	220	30	1:19.383	40.878		17.607		20.898	177	223
13	1:27.167	42.816		18.819		25.532	59	220	31	1:19.508	41.053		17.539		20.916	174	223
14	5:48.542	5:08.086		18.469		21.987	173		32	1:19.969	41.090		17.733		21.146	173	222
15	1:22.627	42.411		18.524		21.692	171	220	33	1:19.355	41.004		17.433		20.918	177	221
16	1:24.857	42.869		18.943		23.045	170	219	34	1:19.535	41.097		17.508		20.930	175	222
17	1:24.582	43.803		18.860		21.919	170	218	35	1:24.023	41.126		17.667		25.230	59	222
18	1:22.219	42.216		18.362		21.641	169	220									



ADAC GT Masters

Sector List Free Practice 2



Provisional

Sachsenring, Length: 3645m

Air temperature: 15.93°C

Track temperature: 17.58°C

Weather condition: Dry

DMSB Reg. Nr.: 273/17

Friday, September 15, 2017 16:40:00

Lap	Time	SE1	SP1	SE2	SP2	SE3	SP3	TSP	Lap	Time	SE1	SP1	SE2	SP2	SE3	SP3	TSP
-----	------	-----	-----	-----	-----	-----	-----	-----	-----	------	-----	-----	-----	-----	-----	-----	-----

9 Höher, AUT / Erhart, DEU

theoretical besttime: 1:20.182

1	1:42.237	57.603		21.419		23.215	166		19	1:24.297	41.549		18.223		24.525	59	221
2	1:24.598	43.810		19.205		21.583	173	215	20	2:53.492	2:12.520		19.172		21.800	171	
3	1:24.121	41.927		18.369		23.825	169	222	21	1:23.451	42.142		18.644		22.665	171	221
4	1:23.558	41.589		18.293		23.676	175	222	22	1:21.637	41.993		18.344		21.300	173	220
5	1:21.571	41.366		17.891		22.314	169	222	23	1:21.306	41.944		18.089		21.273	171	221
6	1:22.918	41.581		18.800		22.537	173	221	24	1:23.348	42.028		19.788		21.532	173	221
7	1:21.271	41.788		18.193		21.290	171	220	25	1:20.718	41.637		17.971		21.110	174	221
8	1:20.760	41.583		17.960		21.217	169	220	26	1:27.974	41.946		19.023		27.005	59	222
9	1:21.055	41.675		18.219		21.161	170	220	27	4:52.457	4:13.004		18.228		21.225	173	
10	1:25.109	41.810		18.115		25.184	59	221	28	1:20.711	41.528		17.878		21.305	171	221
11	4:57.079	4:17.606		18.200		21.273	171		29	1:20.664	41.431		17.939		21.294	173	221
12	1:24.540	41.642		18.297		24.601	59	220	30	1:20.456	41.461		17.805		21.190	173	221
13	3:25.913	2:41.191		21.709		23.013	170		31	1:21.093	41.636		18.045		21.412	174	221
14	1:26.542	43.309		20.833		22.400	170	217	32	1:20.707	41.612		17.828		21.267	174	223
15	1:22.122	42.460		18.415		21.247	171	218	33	1:20.514	41.398		18.067		21.049	174	222
16	1:21.526	42.009		18.313		21.204	169	220	34	1:20.335	41.519		17.789		21.027	173	222
17	1:20.871	41.608		18.092		21.171	171	219	35	1:20.421	41.482		17.810		21.129	173	221
18	1:21.111	41.745		18.200		21.166	173	220	36	1:20.411	41.453		17.859		21.099	173	222

13 Barth, DEU / Hackländer, DEU

theoretical besttime: 1:19.853

1	4:28.510	3:42.801		20.369		25.340	170		18	3:40.348	3:00.945		18.060		21.343	175	
2	1:22.368	42.724		18.286		21.358	175	219	19	1:21.453	42.093		17.855		21.505	174	225
3	1:20.630	41.423		17.577		21.630	175	224	20	1:21.506	41.956		17.819		21.731	175	224
4	1:22.886	42.320		19.082		21.484	177	224	21	1:21.017	41.938		17.784		21.295	175	225
5	1:20.779	41.323					177	224	22	1:21.587	41.961		18.159		21.467	175	225
6	1:25.539	41.748		19.000		24.791	60	224	23	1:21.216	41.883		17.962		21.371	177	225
7	3:59.199	3:16.366		18.248		24.585	60		24	1:26.265	41.875		18.096		26.294	60	227
8	2:30.764	1:50.341		18.730		21.693	175		25	2:56.608	2:15.749		19.241		21.618	177	
9	1:22.931	42.350		18.266		22.315	175	225	26	1:20.749	41.666		17.830		21.253	175	225
10	1:21.493	42.087		18.084		21.322	177	225	27	1:20.494	41.455		17.711		21.328	175	225
11	1:21.579	41.978		18.010		21.591	174	224	28	1:20.138	41.340		17.710		21.088	177	223
12	1:21.245	42.024		17.931		21.290	175	224	29	1:21.150	41.276		17.834		22.040	177	225
13	1:21.664	41.831		17.976		21.857	174	224	30	1:25.205	41.771		17.920		25.514	60	226
14	1:21.709	42.186		17.885		21.638	175	223	31	4:39.119	3:58.416		18.349		22.354	175	
15	1:21.723	42.234		17.945		21.544	177	223	32	1:20.455	41.532		17.732		21.191	178	225
16	1:22.867	43.050		18.381		21.436	175	224	33	1:20.063	41.417		17.646		21.000	175	225
17	1:24.688	42.257		17.892		24.539	60	224	34	1:20.595	41.356		17.850		21.389	177	225

17 Ammermüller, DEU / Jaminet, FRA

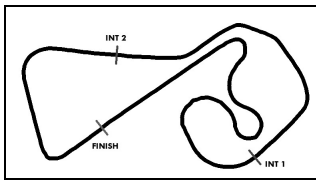
theoretical besttime: 1:19.018

1	2:45.284	2:01.329		21.244		22.711	173		10	1:19.840	41.290		17.556		20.994	175	225
2	1:20.411	41.410		17.860		21.141	174	221	11	1:22.452	42.891		18.265		21.296	177	225
3	1:20.022	41.054		17.952		21.016	175	224	12	1:19.442	41.163		17.367		20.912	175	225
4	1:19.661	40.838		17.878		20.945	174	225	13	1:21.816	41.258		17.470		23.088	175	225
5	1:19.642	40.963		17.866		20.813	175	224	14	1:19.366	41.083		17.375		20.908	177	225
6	1:19.516	40.937		17.604		20.975	175	224	15	1:25.635	43.296		18.101		24.238	57	224
7	1:22.493	40.996		17.612		23.885	58	224	16	10:01.558	9:21.190		18.653		21.715	177	
8	2:37.621	1:53.259		19.944		24.418	177		17	1:19.243	40.978		17.398		20.867	175	225
9	1:20.488	41.146		17.741		21.601	175	225	18	1:36.068	41.164		26.158		28.746	58	225

18 de Leener, BEL / Friedrich, DEU

theoretical besttime: 1:20.322

1	1:58.995	1:14.135		21.694		23.166	171		5	6:12.610	5:21.140		21.889		29.581	57	
2	1:21.772	42.257		18.195		21.320	177	221	6	13:56.522	13:04.095		23.126		29.301	35	
3	1:20.322	41.287		17.782		21.253	177	224	7	6:46.195	6:00.938		20.815		24.442	164	
4	1:39.531	44.862		23.804		30.865	57	225	8	1:34.283	45.025		21.497		27.761	47	216



ADAC GT Masters

Sector List Free Practice 2



Provisional

Sachsenring, Length: 3645m

Air temperature: 15.93°C

Track temperature: 17.58°C

Weather condition: Dry

DMSB Reg. Nr.: 273/17

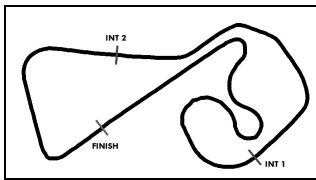
Friday, September 15, 2017 16:40:00

Lap	Time	SE1	SP1	SE2	SP2	SE3	SP3	TSP	Lap	Time	SE1	SP1	SE2	SP2	SE3	SP3	TSP
20 Sylvest, DNK / Buurman, NLD									theoretical besttime: 1:18.448								
1	2:32.470	1:50.679		19.464		22.327	171		18	5:07.963	4:29.543		17.558		20.862	171	
2	1:20.759	41.760		17.915		21.084	174	217	19	1:19.224	41.003		17.429		20.792	174	220
3	1:19.222	40.988		17.408		20.826	174	221	20	1:19.139	40.815		17.410		20.914	173	221
4	1:19.218	40.858		17.443		20.917	171	220	21	1:23.221	41.229		17.419		24.573	53	220
5	1:23.266	40.947		17.484		24.835	54	221	22	2:35.607	1:52.081		18.028		25.498	174	
6	3:47.479	3:08.565		17.781		21.133	175		23	1:19.210	41.024		17.398		20.788	173	220
7	1:19.468	40.961		17.690		20.817	173	221	24	1:19.207	40.781		17.260		21.166	171	222
8	1:19.335	40.966		17.499		20.870	168	221	25	1:45.917	42.908		20.918		42.091	46	219
9	1:19.688	41.020		17.492		21.176	169	219	26	4:50.337	4:08.846		19.764		21.727	174	
10	1:19.558	41.140		17.649		20.769	173	220	27	1:21.314	41.674		18.126		21.514	177	219
11	1:23.742	41.317		17.533		24.892	54	221	28	1:18.861	40.720		17.477		20.664	174	221
12	2:29.324	1:50.116		17.637		21.571	171		29	1:18.883	40.826		17.368		20.689	173	221
13	1:19.285	41.163		17.381		20.741	175	219	30	1:19.747	40.865		17.292		21.590	177	221
14	1:19.211	40.909		17.374		20.928	173	220	31	1:18.492	40.524		17.298		20.670	175	225
15	1:19.538	41.054		17.504		20.980	173	220	32	1:23.895	41.552		17.978		24.365	53	225
16	1:19.826	41.201		17.359		21.266	170	221	33	2:55.510	2:17.080		17.536		20.894	175	
17	1:24.613	41.506		17.494		25.613	53	219	34	1:18.936	40.709		17.508		20.719	174	221

21 Stolz, DEU / Ludwig, DEU									theoretical besttime: 1:18.207								
1	2:31.723	1:48.839		20.394		22.490	173		20	1:19.788	41.285		17.470		21.033	174	221
2	1:20.431	41.438		18.053		20.940	174	218	21	1:22.411	40.856		17.370		24.185	53	222
3	1:19.230	40.925		17.287		21.018	174	219	22	2:48.076	2:04.767		18.735		24.574	53	
4	1:18.798	40.796		17.275		20.727	174	219	23	2:29.887	1:51.073		17.804		21.010	174	
5	1:18.892	41.015		17.218		20.659	175	219	24	1:19.767	41.227		17.497		21.043	171	221
6	1:20.240	40.859		18.004		21.377	174	220	25	1:19.201	41.035		17.348		20.818	175	222
7	1:18.884	40.873		17.249		20.762	174	219	26	1:22.960	41.035		17.426		24.499	53	221
8	1:23.432	41.033		17.473		24.926	53	219	27	2:34.567	1:51.779		17.616		25.172	54	
9	2:31.368	1:52.386		17.869		21.113	173		28	2:27.652	1:49.633		17.324		20.695	177	
10	1:19.897	41.231		17.659		21.007	171	221	29	1:22.667	40.862		17.060		24.745	54	222
11	1:19.670	41.238		17.516		20.916	173	221	30	2:27.328	1:49.405		17.069		20.854	181	
12	1:19.416	41.060		17.383		20.973	173	222	31	1:21.162	40.774		17.776		22.612	178	225
13	1:19.304	41.018		17.427		20.859	174	220	32	1:18.503	40.771		17.028		20.704	178	225
14	1:19.111	40.825		17.420		20.866	174	221	33	1:18.261	40.723		17.016		20.522	178	226
15	1:19.216	40.950		17.402		20.864	173	221	34	1:24.690	40.825		17.133		26.732	47	226
16	1:19.296	40.934		17.451		20.911	174	221	35	2:30.389	1:50.125		17.551		22.713	175	
17	1:23.414	41.309		17.591		24.514	53	220	36	1:20.820	40.926		17.203		22.691	177	225
18	2:31.528	1:51.387		18.461		21.680	173		37	1:18.538	40.669		17.169		20.700	177	226
19	1:20.991	42.093		17.779		21.119	174	221									

22 Lips, CHE / Gassner, DEU									theoretical besttime: 1:29.897								
1	2:34.588	1:47.334		21.608		25.646	171		3	1:35.785	46.066		22.183		27.536	48	225
2	1:30.423	46.592		20.204		23.627	171	225	4	32:47.560	31:55.304		22.336		29.920	48	

24 Picariello, BEL / Green, GBR									theoretical besttime: 1:18.958								
1	1:40.026	55.818		20.953		23.255	170		17	1:22.350	41.677		17.995		22.678	173	222
2	1:25.338	43.539		18.151		23.648	171	206	18	1:23.682	43.579		18.749		21.354	170	221
3	1:22.439	41.393		17.547		23.499	170	219	19	1:25.627	41.354		19.343		24.930	63	219
4	1:20.351	41.060		18.033		21.258	171	220	20	3:15.000	2:35.077		18.559		21.364	174	
5	1:22.498	41.418		18.023		23.057	173	220	21	1:20.519	41.424		17.943		21.152	171	220
6	1:22.200	41.178		19.643		21.379	173	220	22	1:23.593	41.402		18.052		24.139	60	220
7	1:20.559	41.494		17.888		21.177	174	220	23	10:30.279	9:46.874		20.089		23.316	170	
8	1:20.429	41.403		17.874		21.152	171	219	24	1:22.079	42.258		18.096		21.725	174	219
9	1:20.105	41.409		17.662		21.034	173	219	25	1:19.565	40.869		17.734		20.962	175	221
10	1:20.335	41.328		17.896		21.111	170	220	26	1:18.958	40.716		17.439		20.803	174	221
11	1:20.469	41.693		17.758		21.018	174	220	27	1:19.176	40.773		17.471		20.932	173	221
12	1:24.335	41.783		18.113		24.439	59	221	28	1:19.260	40.859		17.502		20.899	171	221
13	2:37.773	1:55.186		18.577		24.010	173		29	1:19.529	40.981		17.615		20.933	173	220
14	1:20.803	42.042		17.857		20.904	174	220	30	1:19.588	40.996		17.681		20.911	173	221
15	1:20.217	41.488		17.600		21.129	175	222	31	1:25.034	41.356		18.471		25.207	60	222
16	1:20.489	41.392		17.802		21.295	175	223									



ADAC GT Masters

Sector List Free Practice 2



Provisional

DMSB Reg. Nr.: 273/17

Sachsenring, Length: 3645m

Air temperature: 15.93°C

Track temperature: 17.58°C

Weather condition: Dry

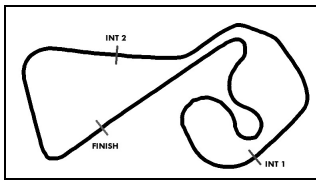
Friday, September 15, 2017 16:40:00

Lap	Time	SE1	SP1	SE2	SP2	SE3	SP3	TSP	Lap	Time	SE1	SP1	SE2	SP2	SE3	SP3	TSP
25 Ortmann, DEU / Salaquarda, CZE									theoretical besttime: 1:18.988								
1	2:09.075	1:25.023		21.274		22.778	170		15	1:22.903	41.577		17.920		23.406	173	220
2	1:24.186	44.211		18.511		21.464	171	217	16	1:19.671	41.035		17.621		21.015	166	220
3	1:22.554	41.083		17.568		23.903	59	220	17	1:22.639	41.374		17.658		23.607	170	219
4	2:36.720	1:56.813		18.477		21.430	171		18	1:22.455	43.288		17.977		21.190	174	220
5	1:20.098	41.433		17.804		20.861	171	220	19	1:21.438	41.408					171	221
6	1:20.097	41.381		17.741		20.975	169	220	20	1:27.000	42.428		17.865		26.707	44	220
7	1:20.175	41.655		17.518		21.002	170	219	21	5:41.174	5:02.158		17.942		21.074	175	
8	1:25.398	41.539		21.504		22.355	170	220	22	1:19.422	41.092		17.424		20.906	174	220
9	1:20.494	41.731		17.673		21.090	171	220	23	1:19.431	41.046		17.462		20.923	174	222
10	1:20.099	41.724		17.509		20.866	170	220	24	1:19.138	41.042		17.231		20.865	175	222
11	1:20.097	41.619		17.574		20.904	170	220	25	1:20.178	40.896		17.443		21.839	170	223
12	1:23.571	41.661		17.631		24.279	59	220	26	1:19.635	41.118		17.445		21.072	174	220
13	10:14.171	9:30.008		21.042		23.121	169		27	1:19.207	41.037		17.298		20.872	175	221
14	1:22.547	42.898		18.352		21.297	173	218	28	1:23.961	41.051		17.501		25.409	51	222

26 Asch, DEU / Mortara, ITA									theoretical besttime: 1:17.927								
1	1:37.264	53.441		20.908		22.915	171		17	1:19.223	40.975		17.467		20.781	174	219
2	1:23.940	43.231		18.614		22.095	173	215	18	1:22.061	41.692		18.139		22.230	165	220
3	1:24.046	41.909		17.915		24.222	174	218	19	1:19.173	40.930		17.410		20.833	174	217
4	1:22.397	42.568		18.043		21.786	175	218	20	1:19.406	40.934		17.417		21.055	175	220
5	1:20.092	41.478		17.543		21.071	173	220	21	1:23.559	41.058		17.610		24.891	52	220
6	1:36.110	41.281		27.234		27.595	53	219	22	5:33.304	4:53.189		18.726		21.389	174	
7	2:35.600	1:52.500		18.129		24.971	53		23	1:18.724	40.897		17.235		20.592	175	220
8	7:21.698	6:42.574		17.973		21.151	173		24	1:17.927	40.398		16.980		20.549	177	221
9	1:20.138	41.379		17.702		21.057	174	218	25	1:18.199	40.539		16.985		20.675	175	222
10	1:19.406	41.154		17.408		20.844	175	219	26	1:23.387	41.235		17.499		24.653	51	221
11	1:19.260	41.167		17.375		20.718	174	219	27	4:50.697	4:11.341		18.224		21.132	173	
12	1:19.491	41.147		17.431		20.913	174	219	28	1:23.766	41.474		18.782		23.510	173	219
13	1:26.332	42.054		18.694		25.584	53	220	29	1:20.749	41.404		18.149		21.196	174	219
14	2:46.116	2:03.063		19.977		23.076	173		30	1:22.588	40.943		17.337		24.308	53	219
15	1:19.830	41.256		17.592		20.982	174	218	31	2:40.809	1:53.898		20.364		26.547	52	
16	1:19.568	40.948		17.449		21.171	171	219									

36 Bachler, AUT / Macdowall, GBR									theoretical besttime: 1:19.562								
1	2:36.040	1:54.326		19.716		21.998	170		7	1:23.522	41.531		17.626		24.365	57	222
2	1:21.756	42.479		17.973		21.304	177	223	8	5:55.078	5:14.935		17.956		22.187	173	
3	1:19.656	41.061		17.675		20.920	169	221	9	1:20.848	41.585		18.034		21.229	178	224
4	1:21.397	41.057		19.199		21.141	173	221	10	1:24.228	41.439		18.003		24.786	57	224
5	1:19.902	41.310		17.713		20.879	174	224	11	5:27.446	4:28.029		18.628		40.789	46	
6	1:19.949	41.106		17.820		21.023	175	222									

42 Catsburg, NLD / Eng, AUT									theoretical besttime: 1:18.684								
1	2:59.063	2:17.389		19.813		21.861	174		16	1:23.109	41.160		17.724		24.225	59	224
2	1:23.660	41.863		17.960		23.837	177	223	17	2:36.011	1:54.810		19.545		21.656	174	
3	1:19.679	40.913		17.775		20.991	175	225	18	1:20.138	41.636		17.390		21.112	174	224
4	1:19.727	40.774		17.827		21.126	175	224	19	1:20.133	41.407		17.441		21.285	174	223
5	1:19.598	40.909		17.848		20.841	177	224	20	1:20.205	41.398		17.552		21.255	174	223
6	1:19.906	41.102		17.812		20.992	174	224	21	1:23.658	41.290		17.470		24.898	59	224
7	1:23.565	41.153		17.860		24.552	59	224	22	2:34.535	1:51.677		18.336		24.522	59	
8	5:09.145	4:30.285		17.808		21.052	174		23	4:59.546	4:17.479		17.947		24.120	59	
9	1:19.712	41.166		17.689		20.857	175	223	24	2:35.052	1:51.203		18.724		25.125	59	
10	1:19.538	40.980		17.565		20.993	175	224	25	4:20.357	3:39.352		19.157		21.848	175	
11	1:19.512	40.922		17.592		20.998	174	223	26	1:25.779	42.497		17.908		25.374	178	219
12	1:23.358	41.062		17.689		24.607	59	224	27	1:18.684	40.737		17.242		20.705	174	224
13	5:20.789	4:42.168		17.534		21.087	174		28	1:20.682	41.181		17.996		21.505	175	224
14	1:19.633	40.904		17.587		21.142	174	223	29	1:18.969	40.929		17.305		20.735	175	225
15	1:19.674	41.037		17.612		21.025	175	223	30	1:26.993	40.939		18.280		27.774	31	225



ADAC GT Masters

Sector List Free Practice 2



Provisional

Sachsenring, Length: 3645m

Air temperature: 15.93°C

Track temperature: 17.58°C

Weather condition: Dry

DMSB Reg. Nr.: 273/17

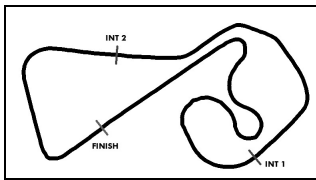
Friday, September 15, 2017 16:40:00

Lap	Time	SE1	SP1	SE2	SP2	SE3	SP3	TSP	Lap	Time	SE1	SP1	SE2	SP2	SE3	SP3	TSP
48 Dontje, NLD / Kirchhöfer, DEU									theoretical besttime: 1:18.642								
1	2:06.505	1:17.159		21.991		27.355	58		20	1:19.318	41.144		17.417		20.757	180	221
2	2:36.002	1:53.256		19.646		23.100	174		21	1:19.595	41.379		17.338		20.878	177	222
3	1:22.674	43.291		18.267		21.116	174	219	22	1:19.394	41.223		17.278		20.893	174	223
4	1:20.171	41.638		17.713		20.820	174	220	23	1:23.096	41.193		17.351		24.552	58	222
5	1:21.588	41.277		18.848		21.463	171	220	24	2:32.762	1:54.207		17.594		20.961	177	
6	1:19.731	41.394		17.456		20.881	175	219	25	1:19.314	41.028		17.408		20.878	175	222
7	1:19.447	41.185		17.361		20.901	175	220	26	1:25.847	41.314		20.186		24.347	175	223
8	1:19.407	41.100		17.447		20.860	175	221	27	1:23.387	41.104		17.261		25.022	58	222
9	1:20.121	41.059		17.924		21.138	174	222	28	3:42.350	3:00.159		19.989		22.202	171	
10	1:19.729	41.260		17.477		20.992	175	221	29	1:25.349	46.399		17.741		21.209	175	190
11	1:19.494	41.252		17.433		20.809	177	221	30	1:19.854	41.439		17.317		21.098	177	219
12	1:19.579	41.241		17.449		20.889	175	222	31	1:18.642	40.758		17.163		20.721	177	222
13	1:23.289	41.360		17.607		24.322	59	221	32	1:21.874	40.773		17.413		23.688	178	223
14	2:29.826	1:50.872		17.795		21.159	175		33	1:22.858	40.994		17.603		24.261	51	222
15	1:28.964	46.217		20.362		22.385	175	222	34	3:53.085	3:13.051		19.028		21.006	177	
16	1:20.519	41.357		17.601		21.561	175	220	35	1:19.397	41.111		17.451		20.835	177	221
17	1:21.253	41.454		18.031		21.768	175	222	36	1:19.175	40.794		17.518		20.863	175	222
18	1:23.799	41.245		18.033		24.521	59	222	37	1:19.297	40.884		17.602		20.811	178	222
19	2:39.208	2:00.562		17.670		20.976	175										

Lap	Time	SE1	SP1	SE2	SP2	SE3	SP3	TSP	Lap	Time	SE1	SP1	SE2	SP2	SE3	SP3	TSP
50 Geipel, DEU / Frey, CHE									theoretical besttime: 1:19.349								
1	3:59.998	3:08.602		24.191		27.205	162		16	13:02.797	12:23.351		18.018		21.428	170	
2	1:23.711	43.876		18.449		21.386	173	212	17	1:20.115	41.367		17.693		21.055	173	219
3	1:19.571	41.002		17.616		20.953	170	220	18	1:20.482	41.165		18.028		21.289	169	220
4	1:30.167	42.445		24.339		23.383	174	221	19	1:20.100	41.116		17.895		21.089	171	219
5	1:19.611	41.073		17.650		20.888	170	219	20	1:19.690	41.046		17.501		21.143	173	221
6	1:19.711	40.960		17.570		21.181	170	220	21	1:20.047	41.385		17.602		21.060	171	221
7	1:32.893	43.634		20.543		28.716	58	220	22	1:20.089	41.374		17.697		21.018	170	221
8	3:55.222	3:14.168		18.695		22.359	169		23	1:19.822	41.195		17.535		21.092	173	221
9	1:20.974	41.473		18.024		21.477	165	221	24	1:24.228	41.673		17.965		24.590	58	220
10	1:20.671	41.602		17.937		21.132	173	219	25	3:11.636	2:29.533		19.996		22.107	173	
11	1:20.502	41.468		18.010		21.024	170	220	26	1:20.512	41.450		17.984		21.078	174	221
12	1:20.206	41.356		17.801		21.049	171	221	27	1:21.348	41.290		18.017		22.041	174	221
13	1:20.061	41.256		17.807		20.998	171	219	28	1:20.279	41.109		17.960		21.210	173	222
14	1:20.149	41.277		17.835		21.037	171	220	29	1:26.405	41.990		19.027		25.388	58	221
15	1:24.790	42.027		18.084		24.679	57	220									

Lap	Time	SE1	SP1	SE2	SP2	SE3	SP3	TSP	Lap	Time	SE1	SP1	SE2	SP2	SE3	SP3	TSP
66 Judek, DEU / Lindholm, FIN									theoretical besttime: 1:21.757								
1	1:41.172	56.749		21.193		23.230	173		12	1:25.730	43.812		19.608		22.310	170	219
2	1:24.871	43.149		18.094		23.628	171	213	13	1:24.084	43.566					171	219
3	1:23.019	42.180		17.977		22.862	173	220	14	1:24.091	43.255		18.500		22.336	171	219
4	1:22.772	43.047		17.995		21.730	173	221	15	1:25.618	43.427		19.908		22.283	169	219
5	2:59.646	1:54.047		35.675		29.924	59	220	16	1:24.288	43.598		18.895		21.795	171	218
6	14:24.051	13:41.404		19.431		23.216	173		17	1:26.220	44.896		19.266		22.058	170	219
7	1:23.572	42.915		18.398		22.259	166	219	18	1:26.875	44.353		19.545		22.977	170	219
8	1:23.255	43.349		18.204		21.702	173	189	19	1:24.061	43.654		18.805		21.602	170	219
9	1:43.659	42.178		32.919		28.562	59	220	20	1:25.218	43.411		19.767		22.040	169	219
10	14:05.773	13:22.624		20.426		22.723	170		21	1:32.576	43.416		22.741		26.419	59	219
11	1:25.872	44.925		19.100		21.847	171	218									

Lap	Time	SE1	SP1	SE2	SP2	SE3	SP3	TSP	Lap	Time	SE1	SP1	SE2	SP2	SE3	SP3	TSP
77 Gounon, FRA / van der Zande, NLD									theoretical besttime: 1:18.982								
1	2:55.548	2:14.011		19.653		21.884	174		19	1:19.582	41.087		17.625		20.870	178	225
2	1:22.840	42.879		18.312		21.649	175	224	20	1:23.000	41.076		17.691		24.233	59	227
3	1:20.238	41.577		17.706		20.955	177	225	21	3:22.922	2:39.061		19.570		24.291	180	
4	1:19.906	41.358		17.577		20.971	174	226	22	1:19.488	40.943		17.573		20.972	178	227
5	1:19.613	41.180		17.595		20.838	177	225	23	1:19.597	41.021		17.634		20.942	178	227
6	1:23.641	41.421		17.696		24.524	59	225	24	1:23.383	41.402		17.930		24.051	60	227
7	3:46.798	3:00.958		20.684		25.156	175		25	2:36.232	1:55.815		18.318		22.099	178	
8	1:27.617	45.506		18.456		23.655	175	225	26	1:19.791	40.966		17.560		21.265	177	226
9	1:24.005	41.934		19.348		22.723	177	226	27	1:19.282	40.998		17.389		20.895	175	227
10	1:24.097	41.228		17.733		25.136	177	226	28	1:22.866	41.032		17.634		24.200	60	227
11	1:25.987	41.326		18.032		26.629	175	226	29	2:12.757	1:32.550		19.154		21.053	175	



ADAC GT Masters

Sector List Free Practice 2



Provisional

Sachsenring, Length: 3645m

Air temperature: 15.93°C

Track temperature: 17.58°C

Weather condition: Dry

DMSB Reg. Nr.: 273/17

Friday, September 15, 2017 16:40:00

Lap	Time	SE1	SP1	SE2	SP2	SE3	SP3	TSP	Lap	Time	SE1	SP1	SE2	SP2	SE3	SP3	TSP
12	1:19.711	41.075		17.666		20.970	173	226	30	1:19.450	41.080		17.540		20.830	164	226
13	1:19.773	41.294		17.559		20.920	174	223	31	1:22.552	40.930		17.575		24.047	60	228
14	1:19.800	41.309		17.509		20.982	175	228	32	2:42.412	1:56.308		18.555		27.549	177	
15	1:26.673	42.452		18.622		25.599	60	225	33	1:19.101	40.809		17.426		20.866	175	226
16	3:11.708	2:27.494		18.136		26.078	177		34	1:20.099	41.071		17.976		21.052	178	225
17	1:19.611	41.167		17.587		20.857	177	225	35	1:19.123	40.827		17.343		20.953	177	227
18	1:19.966	41.270		17.635		21.061	177	228	36	1:23.705	41.100		17.952		24.653	60	227

84 Assenheimer, DEU / Götz, DEU

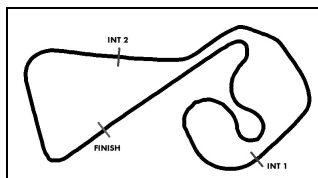
theoretical besttime: 1:18.447

1	2:01.133	1:15.827		22.008		23.298	170		17	1:19.780	41.292		17.555		20.933	175	220
2	1:23.785	43.122		18.759		21.904	175	219	18	1:20.035	41.055		17.603		21.377	175	222
3	1:21.123	42.107		17.714		21.302	177	220	19	1:20.119	41.486		17.545		21.088	173	222
4	1:19.950	41.064		17.949		20.937	173	222	20	1:23.982	41.322		17.610		25.050	56	221
5	1:32.347	44.139		19.932		28.276	59	221	21	6:57.188	6:15.452		18.119		23.617	173	
6	8:43.907	7:59.207		22.429		22.271	170		22	1:19.090	40.998		17.177		20.915	175	221
7	1:26.451	42.212		17.875		26.364	175	216	23	1:24.282	45.084		18.272		20.926	178	221
8	1:23.563	41.856		18.122		23.585	177	221	24	1:19.471	40.923		17.313		21.235	173	223
9	1:19.109	41.016		17.305		20.788	175	221	25	1:18.699	40.959		17.072		20.668	175	221
10	1:22.924	41.016		19.696		22.212	178	222	26	1:27.119	41.351		19.983		25.785	177	221
11	1:19.863	40.963		17.667		21.233	175	220	27	1:18.796	40.782		17.341		20.673	175	221
12	1:24.002	41.154		17.294		25.554	59	222	28	1:18.707	40.818		17.121		20.768	175	221
13	2:29.188	1:50.341		17.693		21.154	175		29	1:23.503	40.906		17.865		24.732	53	222
14	1:20.527	41.670		17.812		21.045	174	221	30	2:51.022	2:08.726		17.866		24.430	59	
15	1:19.638	41.178		17.533		20.927	174	222	31	2:27.826	1:49.264		17.505		21.057	180	
16	1:19.606	41.257		17.510		20.839	173	221	32	1:18.603	40.784		17.226		20.593	177	223

99 Renauer, DEU / Müller, DEU

theoretical besttime: 1:18.872

1	1:54.110	1:01.313		20.901		31.896	29		18	1:19.596	41.168		17.398		21.030	171	223
2	1:44.357	1:03.695		17.883		22.779	177		19	1:19.784	41.417		17.510		20.857	175	223
3	1:20.786	40.926		18.589		21.271	177	224	20	1:23.672	41.298		17.602		24.772	41	224
4	1:19.269	40.745		17.616		20.908	173	224	21	4:02.823	3:24.050		17.750		21.023	175	
5	1:26.040	41.164		18.454		26.422	58	222	22	1:19.434	40.970		17.690		20.774	177	225
6	4:36.939	3:57.521		18.028		21.390	175		23	1:19.570	41.015		17.644		20.911	175	225
7	1:19.478	40.994		17.660		20.824	175	223	24	1:23.749	41.070		18.075		24.604	59	225
8	1:23.720	41.147		18.230		24.343	58	224	25	3:38.688	2:59.598		17.635		21.455	177	
9	2:52.428	2:13.450		18.003		20.975	174		26	1:19.187	40.945		17.509		20.733	174	224
10	1:20.352	41.515		17.929		20.908	175	224	27	1:22.673	41.065		17.618		23.990	58	223
11	1:21.108	41.734		17.953		21.421	173	225	28	2:30.786	1:52.116		17.655		21.015	177	
12	1:20.451	41.632		17.829		20.990	174	224	29	1:19.426	41.188		17.509		20.729	177	224
13	1:20.899	41.656		17.995		21.248	174	224	30	1:19.499	41.111		17.615		20.773	177	224
14	1:26.008	41.482		17.775		26.751	41	224	31	1:19.712	41.238		17.546		20.928	175	225
15	5:10.410	4:30.120		18.867		21.423	173		32	1:19.558	41.267		17.477		20.814	177	225
16	1:20.861	41.684		18.105		21.072	177	221	33	1:19.676	41.175		17.557		20.944	175	225
17	1:19.403	41.113		17.486		20.804	174	224									



ADAC GT Masters

Pit Stops Free Practice 2



Provisional

Sachsenring, Length: 3645m

Air temperature: 15.93°C

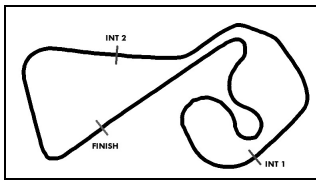
Track temperature: 17.58°C

Weather condition: Dry

DMSB Reg. Nr.: 273/17

Friday, September 15, 2017 16:40:00

Nr	Driver in	Day time in	Time in	Driver out	Day time out	Time out	Nett Time
99	Sven Müller	16:41:53.225	1:52.890	Sven Müller	16:42:14.222	2:13.887	20.997
2	Christopher Haase	16:42:02.952	2:02.617	Christopher Haase	16:43:13.830	3:13.495	1:10.878
48	Indy Dontje	16:42:06.220	2:05.885	Indy Dontje	16:43:16.204	3:15.869	1:09.984
25	Mike David Ortmann	16:44:55.543	4:55.208	Filip Salaquarda	16:46:05.656	6:05.321	1:10.113
22	Marc Gassner	16:45:40.386	5:40.051	Marc Gassner	17:16:44.719	36:44.384	31:04.333
18	Christopher Friedrich	16:46:20.334	6:19.999	Christopher Friedrich	16:50:55.493	10:55.158	4:35.159
84	Maximilian Götz	16:47:38.064	7:37.729	Maximilian Götz	16:54:51.309	14:50.974	7:13.245
99	Sven Müller	16:47:44.285	7:43.950	Sven Müller	16:51:01.603	11:01.268	3:17.318
20	Nicolai Sylvest	16:47:54.605	7:54.270	Nicolai Sylvest	16:50:22.481	10:22.146	2:27.876
3	Kelvin van der Linde	16:48:38.356	8:38.021	Kelvin van der Linde	16:54:39.748	14:39.413	6:01.392
26	Edoardo Mortara	16:48:43.507	8:43.172	Edoardo Mortara	16:49:53.031	9:52.696	1:09.524
4	Patric Niederhauser	16:48:44.242	8:43.907	Patric Niederhauser	16:50:48.167	10:47.832	2:03.925
66	Emil Lindholm	16:48:51.210	8:50.875	Emil Lindholm	17:01:45.375	21:45.040	12:54.165
77	Renger van der Zande	16:49:41.517	9:41.182	Renger van der Zande	16:51:51.154	11:50.819	2:09.637
36	Klaus Bachler	16:50:41.933	10:41.598	Klaus Bachler	16:55:16.425	15:16.090	4:34.492
17	Michael Ammermüller	16:50:46.744	10:46.409	Michael Ammermüller	16:51:57.127	11:56.792	1:10.383
42	Philipp Eng	16:51:04.926	11:04.591	Philipp Eng	16:54:55.796	14:55.461	3:50.870
1	Christopher Mies	16:51:08.377	11:08.042	Christopher Mies	16:52:25.115	12:24.780	1:16.738
26	Edoardo Mortara	16:51:19.108	11:18.773	Edoardo Mortara	16:57:21.751	17:21.416	6:02.643
13	Sven Barth	16:51:20.452	11:20.117	Maximilian Hackländer	16:53:52.985	13:52.650	2:32.533
21	Luca Stolz	16:51:51.298	11:50.963	Luca Stolz	16:53:03.178	13:02.843	1:11.880
7	Marco Mapelli	16:52:23.689	12:23.354	Marco Mapelli	16:54:10.469	14:10.134	1:46.780
50	Philip Geipel	16:52:25.380	12:25.045	Philip Geipel	16:54:56.913	14:56.578	2:31.533
18	Christopher Friedrich	16:52:32.944	12:32.609	Christopher Friedrich	17:04:44.727	24:44.392	12:11.783
6	Florian Spengler	16:52:42.348	12:42.013	Christopher Zanella	16:54:53.404	14:53.069	2:11.056
9	Elia Erhart	16:54:06.925	14:06.590	Elia Erhart	16:57:44.071	17:43.736	3:37.146
2	Christopher Haase	16:54:12.107	14:11.772	Christopher Haase	16:56:13.256	16:12.921	2:01.149
99	Sven Müller	16:55:04.423	15:04.088	Robert Renauer	16:56:35.197	16:34.862	1:30.774
13	Maximilian Hackländer	16:55:19.648	15:19.313	Maximilian Hackländer	16:56:29.934	16:29.599	1:10.286
1	Christopher Mies	16:56:26.638	16:26.303	Christopher Mies	17:01:29.428	21:29.093	5:02.790
24	Jamie Green	16:56:38.817	16:38.482	Jamie Green	16:57:49.019	17:48.684	1:10.202
4	Patric Niederhauser	16:57:30.982	17:30.647	Patric Niederhauser	17:01:06.712	21:06.377	3:35.730
25	Filip Salaquarda	16:58:22.295	18:21.960	Filip Salaquarda	17:07:01.686	27:01.351	8:39.391
20	Nicolai Sylvest	16:58:23.876	18:23.541	Nicolai Sylvest	16:59:34.048	19:33.713	1:10.172
8	Mikaela Ahlin-Kottulinsky	16:58:56.579	18:56.244	Mikaela Ahlin-Kottulinsky	17:03:15.998	23:15.663	4:19.419
36	Klaus Bachler	16:59:22.089	19:21.754	Klaus Bachler	17:03:08.708	23:08.373	3:46.619
48	Indy Dontje	16:59:27.463	19:27.128	Indy Dontje	17:00:37.758	20:37.423	1:10.295
7	Marco Mapelli	16:59:32.626	19:32.291	Marco Mapelli	17:00:48.817	20:48.482	1:16.191
3	Kelvin van der Linde	17:00:01.665	20:01.330	Kelvin van der Linde	17:01:15.903	21:15.568	1:14.238
9	Elia Erhart	17:00:28.547	20:28.212	Elia Erhart	17:02:23.147	22:22.812	1:54.600
42	Philipp Eng	17:01:36.192	21:35.857	Philipp Eng	17:05:39.094	25:38.759	4:02.902
6	Christopher Zanella	17:01:39.582	21:39.247	Christopher Zanella	17:04:48.722	24:48.387	3:09.140
2	Christopher Haase	17:01:43.066	21:42.731	Christopher Haase	17:03:38.552	23:38.217	1:55.486
17	Mathieu Jaminet	17:02:53.402	22:53.067	Mathieu Jaminet	17:11:30.915	31:30.580	8:37.513



ADAC GT Masters

Pit Stops Free Practice 2



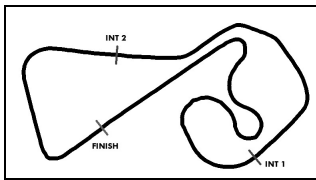
Provisional

DMSB Reg. Nr.: 273/17

Sachsenring, Length: 3645m
 Air temperature: 15.93°C
 Track temperature: 17.58°C
 Weather condition: Dry

Friday, September 15, 2017 16:40:00

Nr	Driver in	Day time in	Time in	Driver out	Day time out	Time out	Nett Time
77	Renger van der Zande	17:04:35.985	24:35.650	Jules Gounon	17:06:23.251	26:22.916	1:47.266
84	Maximilian Götz	17:04:37.889	24:37.554	Maximilian Götz	17:05:48.108	25:47.773	1:10.219
99	Robert Renauer	17:04:45.420	24:45.085	Robert Renauer	17:08:26.413	28:26.078	3:40.993
36	Klaus Bachler	17:04:49.386	24:49.051				
7	Marco Mapelli	17:04:52.888	24:52.553	Marco Mapelli	17:07:39.317	27:38.982	2:46.429
21	Luca Ludwig	17:05:01.982	25:01.647	Luca Ludwig	17:06:13.932	26:13.597	1:11.950
26	Edoardo Mortara	17:05:25.438	25:25.103	Edoardo Mortara	17:06:35.242	26:34.907	1:09.804
50	Philip Geipel	17:05:47.950	25:47.615	Philip Geipel	17:17:30.532	37:30.197	11:42.582
18	Christopher Friedrich	17:06:29.072	26:28.737	Christopher Friedrich	17:11:40.512	31:40.177	5:11.440
1	Christopher Mies	17:06:49.393	26:49.058	Christopher Mies	17:08:00.283	27:59.948	1:10.890
24	Alessio Picariello	17:07:29.797	27:29.462	Alessio Picariello	17:09:18.283	29:17.948	1:48.486
48	Marvin Kirchhöfer	17:07:31.829	27:31.494	Marvin Kirchhöfer	17:08:52.965	28:52.630	1:21.136
20	Nicolai Sylvest	17:07:35.669	27:35.334	Nicolai Sylvest	17:11:25.630	31:25.295	3:49.961
2	Christopher Haase	17:07:41.964	27:41.629	Christopher Haase	17:09:15.938	29:15.603	1:33.974
66	Emil Lindholm	17:07:45.747	27:45.412	Emil Lindholm	17:20:18.110	40:17.775	12:32.363
3	Kelvin van der Linde	17:08:02.752	28:02.417	Kelvin van der Linde	17:12:57.439	32:57.104	4:54.687
6	Christopher Zanella	17:08:55.398	28:55.063	Christopher Zanella	17:14:03.719	34:03.384	5:08.321
13	Maximilian Hackländer	17:10:10.310	30:09.975	Maximilian Hackländer	17:12:31.160	32:30.825	2:20.850
4	Dennis Marschall	17:10:34.905	30:34.570	Dennis Marschall	17:12:44.288	32:43.953	2:09.383
2	Christopher Haase	17:10:37.864	30:37.529	Christopher Haase	17:11:19.022	31:18.687	41.158
42	Philipp Eng	17:10:59.397	30:59.062	Philipp Eng	17:12:09.948	32:09.613	1:10.551
21	Luca Ludwig	17:11:36.702	31:36.367	Luca Ludwig	17:13:01.250	33:00.915	1:24.548
9	Elia Erhart	17:12:10.927	32:10.592	Christopher Höher	17:13:41.069	33:40.734	1:30.142
77	Jules Gounon	17:13:09.847	33:09.512	Jules Gounon	17:15:07.957	35:07.622	1:58.110
1	Christopher Mies	17:13:22.302	33:21.967	Christopher Mies	17:14:51.623	34:51.288	1:29.321
24	Jamie Green	17:13:28.879	33:28.544	Jamie Green	17:22:31.362	42:31.027	9:02.483
21	Luca Ludwig	17:14:24.776	34:24.441	Luca Ludwig	17:15:36.218	35:35.883	1:11.442
18	Christopher Friedrich	17:14:49.807	34:49.472				
2	Christopher Haase	17:15:22.708	35:22.373	Christopher Haase	17:17:57.246	37:56.911	2:34.538
48	Marvin Kirchhöfer	17:15:32.431	35:32.096	Marvin Kirchhöfer	17:16:46.058	36:45.723	1:13.627
17	Mathieu Jaminet	17:15:50.273	35:49.938				
8	Mikaela Ahlin-Kottulinsky	17:15:52.212	35:51.877	Ricardo Feller	17:16:59.790	36:59.455	1:07.578
84	Patrick Assenheimer	17:16:30.729	36:30.394	Maximilian Götz	17:21:58.359	41:58.024	5:27.630
99	Robert Renauer	17:16:39.140	36:38.805	Sven Müller	17:19:23.729	39:23.394	2:44.589
20	Nicolai Sylvest	17:16:45.213	36:44.878	Nicolai Sylvest	17:17:56.559	37:56.224	1:11.346
26	Sebastian Asch	17:17:34.364	37:34.029	Sebastian Asch	17:21:43.160	41:42.825	4:08.796
25	Filip Salaquarda	17:18:14.906	38:14.571	Mike David Ortmann	17:22:36.868	42:36.533	4:21.962
22	Marc Gassner	17:18:27.945	38:27.610				
42	Nick Catsburg	17:18:59.542	38:59.207	Nick Catsburg	17:20:10.143	40:09.808	1:10.601
7	Marco Mapelli	17:19:56.341	39:56.006	Norbert Siedler	17:22:01.718	42:01.383	2:05.377
1	Christopher Mies	17:20:10.808	40:10.473	Christopher Mies	17:22:16.833	42:16.498	2:06.025
77	Jules Gounon	17:20:35.241	40:34.906	Renger van der Zande	17:21:48.913	41:48.578	1:13.672
21	Luca Ludwig	17:20:56.595	40:56.260	Luca Ludwig	17:22:08.243	42:07.908	1:11.648
3	Kelvin van der Linde	17:21:22.532	41:22.197	Kelvin van der Linde	17:23:44.147	43:43.812	2:21.615
42	Nick Catsburg	17:21:34.078	41:33.743	Nick Catsburg	17:25:10.861	45:10.526	3:36.783



ADAC GT Masters

Pit Stops Free Practice 2



Provisional

DMSB Reg. Nr.: 273/17

Sachsenring, Length: 3645m

Air temperature: 15.93°C

Track temperature: 17.58°C

Weather condition: Dry

Friday, September 15, 2017 16:40:00

Nr	Driver in	Day time in	Time in	Driver out	Day time out	Time out	Nett Time
13	Maximilian Hackländer	17:22:03.702	42:03.367	Sven Barth	17:23:36.094	43:35.759	1:32.392
48	Marvin Kirchhöfer	17:22:13.741	42:13.406	Marvin Kirchhöfer	17:24:23.330	44:22.995	2:09.589
4	Dennis Marschall	17:22:22.023	42:21.688	Dennis Marschall	17:25:42.086	45:41.751	3:20.063
9	Christopher Höher	17:23:22.853	43:22.518	Christopher Höher	17:26:55.087	46:54.752	3:32.234
2	Jeffrey Schmidt	17:23:28.792	43:28.457	Jeffrey Schmidt	17:25:04.879	45:04.544	1:36.087
21	Luca Ludwig	17:23:31.171	43:30.836	Luca Stolz	17:24:41.484	44:41.149	1:10.313
20	Nicolai Sylvest	17:23:45.058	43:44.723	Nicolai Sylvest	17:27:07.864	47:07.529	3:22.806
99	Sven Müller	17:24:44.972	44:44.637	Sven Müller	17:27:04.346	47:04.011	2:19.374
6	Christopher Zanella	17:25:06.391	45:06.056	Florian Spengler	17:27:13.999	47:13.664	2:07.608
1	Christopher Mies	17:26:16.908	46:16.573	Christopher Mies	17:27:57.183	47:56.848	1:40.275
42	Nick Catsburg	17:26:33.624	46:33.289	Nick Catsburg	17:27:44.063	47:43.728	1:10.439
77	Renger van der Zande	17:27:13.413	47:13.078	Renger van der Zande	17:28:05.828	48:05.493	52.415
21	Luca Stolz	17:27:21.488	47:21.153	Luca Stolz	17:28:32.248	48:31.913	1:10.760
7	Norbert Siedler	17:27:35.651	47:35.316	Norbert Siedler	17:33:28.786	53:28.451	5:53.135
26	Sebastian Asch	17:28:25.883	48:25.548	Sebastian Asch	17:31:52.410	51:52.075	3:26.527
42	Nick Catsburg	17:29:08.676	49:08.341	Nick Catsburg	17:32:02.879	52:02.544	2:54.203
2	Jeffrey Schmidt	17:29:17.653	49:17.318	Jeffrey Schmidt	17:35:43.879	55:43.544	6:26.226
3	Sheldon van der Linde	17:29:18.382	49:18.047	Sheldon van der Linde	17:29:44.087	49:43.752	25.705
50	Philip Geipel	17:29:35.327	49:34.992	Rahel Frey	17:31:11.146	51:10.811	1:35.819
1	Christopher Mies	17:30:38.909	50:38.574	Christopher Mies	17:31:48.998	51:48.663	1:10.089
99	Sven Müller	17:31:05.517	51:05.182	Robert Renauer	17:32:15.818	52:15.483	1:10.301
3	Sheldon van der Linde	17:31:15.053	51:14.718				
13	Sven Barth	17:31:48.049	51:47.714	Sven Barth	17:35:04.842	55:04.507	3:16.793
77	Renger van der Zande	17:32:08.172	52:07.837	Renger van der Zande	17:33:24.946	53:24.611	1:16.774
48	Marvin Kirchhöfer	17:32:44.582	52:44.247	Indy Dontje	17:35:15.645	55:15.310	2:31.063
25	Mike David Ortmann	17:33:17.173	53:16.838				
84	Maximilian Götz	17:34:17.543	54:17.208	Maximilian Götz	17:35:46.934	55:46.599	1:29.391
24	Jamie Green	17:34:42.341	54:42.006				
8	Ricardo Feller	17:34:44.727	54:44.392				
4	Patric Niederhauser	17:35:07.941	55:07.606				
21	Luca Stolz	17:35:11.334	55:10.999	Luca Stolz	17:36:21.904	56:21.569	1:10.570
20	Yelmer Buurman	17:36:36.685	56:36.350	Yelmer Buurman	17:38:14.747	58:14.412	1:38.062
84	Maximilian Götz	17:37:08.639	57:08.304	Maximilian Götz	17:38:19.117	58:18.782	1:10.478
1	Christopher Mies	17:37:09.711	57:09.376	Christopher Mies	17:37:55.237	57:54.902	45.526
26	Sebastian Asch	17:37:23.712	57:23.377	Sebastian Asch	17:38:33.953	58:33.618	1:10.241
66	Jonathan Judek	17:37:36.149	57:35.814				
50	Rahel Frey	17:38:15.507	58:15.172				
6	Florian Spengler	17:39:23.141	59:22.806				
26	Sebastian Asch	17:40:04.515	1:00:04.180				
77	Renger van der Zande	17:40:12.612	1:00:12.277				
42	Nick Catsburg	17:40:19.603	1:00:19.268				
7	Norbert Siedler	17:40:31.042	1:00:30.707				