

ADAC Formel 4

Result List Qualifying

Provisional



Sachsenring, Length: 3645m

Air temperature: 17.51°C

Track temperature: 19.52°C

Weather condition: Dry

DMSB Reg. Nr.: 274/17

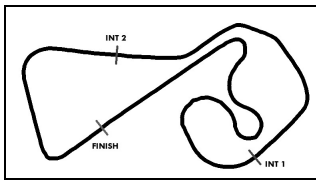
Friday, September 15, 2017 15:45:00

started : 25 classified : 25 not classified : 0

Nr.	Drivers	Team	Lap	Best Time	Gap	Diff	Kph	Day Time
Cl.	Car	Competitor						
1	18 J.Hanses(DEU) ADAC Formel 4 powered by Abarth	(T) US Racing(DEU) US Racing	13	1:17.942			168.3	16:25:15
2	9 M.Armstrong(ITA) ADAC Formel 4 powered by Abarth	(T) Prema Powerteam SRL(ITA) Prema Powerteam SRL	13	1:18.093	0.151	0.151	168.0	16:14:19
3	13 F.Scherer(CHE) ADAC Formel 4 powered by Abarth	US Racing(DEU) US Racing	11	1:18.199	0.257	0.106	167.8	16:25:12
4	27 N.Nielsen(DNK) ADAC Formel 4 powered by Abarth	US Racing(DEU) US Racing	12	1:18.314	0.372	0.115	167.5	16:25:08
5	28 K.Schramm(DEU) ADAC Formel 4 powered by Abarth	(T) US Racing(DEU) US Racing	8	1:18.445	0.503	0.131	167.2	16:11:33
6	4 S.Flörsch(DEU) ADAC Formel 4 powered by Abarth	(T) ADAC Berlin-Brandenburg e.V.(DEU) ADAC Berlin-Brandenburg e.V.	8	1:18.449	0.507	0.004	167.2	16:23:59
7	1 F.Drugovich(ITA) ADAC Formel 4 powered by Abarth	(T) Van Amersfoort Racing(NLD) Van Amersfoort Racing	18	1:18.600	0.658	0.151	166.9	16:24:00
8	2 F.Vesti(DNK) ADAC Formel 4 powered by Abarth	(T) Van Amersfoort Racing(NLD) Van Amersfoort Racing	18	1:18.648	0.706	0.048	166.8	16:26:59
9	44 J.Vips(ITA) ADAC Formel 4 powered by Abarth	(T) Prema Powerteam SRL(ITA) Prema Powerteam SRL	6	1:18.666	0.724	0.018	166.8	15:55:54
10	80 A.Estner(DEU) ADAC Formel 4 powered by Abarth	(T) Neuhauser Racing Team(AUT) Neuhauser Racing Team	15	1:18.705	0.763	0.039	166.7	16:24:07
11	11 M.Wishofer(AUT) R ADAC Formel 4 powered by Abarth	(T) Lechner Racing(AUT) Lechner Racing	12	1:18.719	0.777	0.014	166.6	16:27:13
12	5 L.Zendeli(DEU) ADAC Formel 4 powered by Abarth	(T) ADAC Berlin-Brandenburg e.V.(DEU) ADAC Berlin-Brandenburg e.V.	10	1:18.787	0.845	0.068	166.5	16:12:31
13	3 L.Gachot(GBR) ADAC Formel 4 powered by Abarth	Van Amersfoort Racing(NLD) Van Amersfoort Racing	20	1:18.813	0.871	0.026	166.4	16:25:22
14	99 C.Weerts(BEL) R ADAC Formel 4 powered by Abarth	Motopark(DEU) Motopark	19	1:18.836	0.894	0.023	166.4	16:27:16
15	41 A.Petrov(ITA) ADAC Formel 4 powered by Abarth	Van Amersfoort Racing(NLD) Van Amersfoort Racing	16	1:18.859	0.917	0.023	166.3	16:13:57
16	81 M.Waldherr(DEU) ADAC Formel 4 powered by Abarth	(T) Neuhauser Racing Team(AUT) Neuhauser Racing Team	14	1:18.878	0.936	0.019	166.3	16:26:37
17	42 L.Hoogenboom(NLD) ADAC Formel 4 powered by Abarth	Motopark(DEU) Motopark	13	1:18.910	0.968	0.032	166.2	16:25:21
18	7 O.Söderström(SWE) ADAC Formel 4 powered by Abarth	ADAC Berlin-Brandenburg e.V.(DEU) ADAC Berlin-Brandenburg e.V.	8	1:18.931	0.989	0.021	166.2	16:24:37
19	33 J.Aberdein(DEU) ADAC Formel 4 powered by Abarth	(T) Motopark(DEU) Motopark	10	1:18.934	0.992	0.003	166.2	16:28:21
20	79 D.Malukas(LTU) ADAC Formel 4 powered by Abarth	(T) Motopark(DEU) Motopark	13	1:19.038	1.096	0.104	166.0	16:13:12
21	98 C.Piro(DEU) ADAC Formel 4 powered by Abarth	(T) Team Piro Sports Interdental(DEU) Team Piro Sports Interdental	11	1:19.290	1.348	0.252	165.4	16:13:56
22	10 R.Wagner(DEU) R ADAC Formel 4 powered by Abarth	(T) Lechner Racing(AUT) Lechner Racing	13	1:19.832	1.890	0.542	164.3	16:24:51
23	26 L.Heinrich(DEU) R ADAC Formel 4 powered by Abarth	(T) Laurin Heinrich(DEU) Laurin Heinrich	21	1:20.033	2.091	0.201	163.9	16:25:27
24	6 T.Beckhäuser(CZE) R ADAC Formel 4 powered by Abarth	ADAC Berlin-Brandenburg e.V.(DEU) ADAC Berlin-Brandenburg e.V.	22	1:20.226	2.284	0.193	163.5	16:27:04
25	25 D.Ghattas(DEU) R ADAC Formel 4 powered by Abarth	(T) Team Piro Sports Interdental(DEU) Team Piro Sports Interdental	11	1:20.781	2.839	0.555	162.4	16:13:30

Classification limit: 110% Time: 1:25.736

T = nominated for the team classification



ADAC Formel 4

Result List Qualifying

Provisional



Sachsenring, Length: 3645m
Air temperature: 17.51°C
Track temperature: 19.52°C
Weather condition: Dry

DMSB Reg. Nr.: 274/17

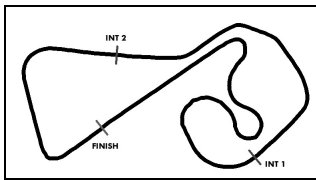
Friday, September 15, 2017 15:45:00

started : 25 classified : 25 not classified : 0

Nr. Drivers	Team	Lap	Best Time	Gap	Diff	Kph	Day Time
Cl. Car	Competitor						

Subject to final scrutineering!

Publication time:	Clerk of the Course:	Timekeeper: Steffen Ruhl
-------------------	----------------------	--------------------------



ADAC Formel 4

Result List Qualifying 2nd best



Provisional

DMSB Reg. Nr.: 274/17



Sachsenring, Length: 3645m
 Air temperature: 17.51°C
 Track temperature: 19.52°C
 Weather condition: Dry

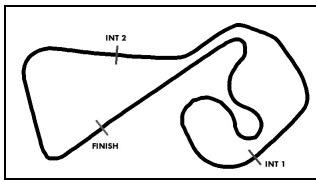
Friday, September 15, 2017 15:45:00

started : 25 classified : 25 not classified : 0

Nr.	Drivers	Team	Lap	Best Time	Gap	Diff	Kph	Day Time
Cl.	Car	Competitor						
1	18 J.Hanses(DEU)	(T) US Racing(DEU)	14	1:18.090			168.0	16:26:33
	ADAC Formel 4 powered by Abarth	US Racing						
2	9 M.Armstrong(ITA)	(T) Prema Powerteam SRL(ITA)	17	1:18.112	0.022	0.022	167.9	16:25:53
	ADAC Formel 4 powered by Abarth	Prema Powerteam SRL						
3	13 F.Scherer(CHE)	US Racing(DEU)	13	1:18.239	0.149	0.127	167.7	16:27:48
	ADAC Formel 4 powered by Abarth	US Racing						
4	4 S.Flörsch(DEU)	(T) ADAC Berlin-Brandenburg e.V.(DEU)	10	1:18.457	0.367	0.218	167.2	16:26:37
	ADAC Formel 4 powered by Abarth	ADAC Berlin-Brandenburg e.V.						
5	28 K.Schramm(DEU)	(T) US Racing(DEU)	13	1:18.477	0.387	0.020	167.2	16:26:43
	ADAC Formel 4 powered by Abarth	US Racing						
6	1 F.Drugovich(ITA)	(T) Van Amersfoort Racing(NLD)	5	1:18.613	0.523	0.136	166.9	15:52:12
	ADAC Formel 4 powered by Abarth	Van Amersfoort Racing						
7	27 N.Nielsen(DNK)	US Racing(DEU)	11	1:18.628	0.538	0.015	166.8	16:23:49
	ADAC Formel 4 powered by Abarth	US Racing						
8	2 F.Vesti(DNK)	(T) Van Amersfoort Racing(NLD)	15	1:18.666	0.576	0.038	166.8	16:14:16
	ADAC Formel 4 powered by Abarth	Van Amersfoort Racing						
9	44 J.Vips(ITA)	(T) Prema Powerteam SRL(ITA)	5	1:18.675	0.585	0.009	166.7	15:54:35
	ADAC Formel 4 powered by Abarth	Prema Powerteam SRL						
10	3 L.Gachot(GBR)	Van Amersfoort Racing(NLD)	19	1:18.830	0.740	0.155	166.4	16:24:03
	ADAC Formel 4 powered by Abarth	Van Amersfoort Racing						
11	80 A.Estner(DEU)	(T) Neuhauser Racing Team(AUT)	10	1:18.851	0.761	0.021	166.4	16:12:28
	ADAC Formel 4 powered by Abarth	Neuhauser Racing Team						
12	5 L.Zendeli(DEU)	(T) ADAC Berlin-Brandenburg e.V.(DEU)	11	1:18.852	0.762	0.001	166.4	16:13:50
	ADAC Formel 4 powered by Abarth	ADAC Berlin-Brandenburg e.V.						
13	11 M.Wishofer(AUT)	(T) Lechner Racing(AUT)	11	1:18.874	0.784	0.022	166.3	16:25:54
R	ADAC Formel 4 powered by Abarth	Lechner Racing						
14	99 C.Weerts(BEL)	Motopark(DEU)	18	1:18.899	0.809	0.025	166.3	16:25:57
R	ADAC Formel 4 powered by Abarth	Motopark						
15	81 M.Waldherr(DEU)	(T) Neuhauser Racing Team(AUT)	9	1:18.914	0.824	0.015	166.2	16:14:10
	ADAC Formel 4 powered by Abarth	Neuhauser Racing Team						
16	33 J.Aberdein(DEU)	(T) Motopark(DEU)	4	1:18.958	0.868	0.044	166.1	16:14:30
	ADAC Formel 4 powered by Abarth	Motopark						
17	41 A.Petrov(ITA)	Van Amersfoort Racing(NLD)	21	1:19.061	0.971	0.103	165.9	16:28:23
	ADAC Formel 4 powered by Abarth	Van Amersfoort Racing						
18	79 D.Malukas(LTU)	(T) Motopark(DEU)	12	1:19.072	0.982	0.011	165.9	16:11:53
	ADAC Formel 4 powered by Abarth	Motopark						
19	7 O.Söderström(SWE)	ADAC Berlin-Brandenburg e.V.(DEU)	9	1:19.089	0.999	0.017	165.9	16:25:56
	ADAC Formel 4 powered by Abarth	ADAC Berlin-Brandenburg e.V.						
20	42 L.Hoogenboom(NLD)	Motopark(DEU)	6	1:19.221	1.131	0.132	165.6	16:09:04
	ADAC Formel 4 powered by Abarth	Motopark						
21	98 C.Piro(DEU)	(T) Team Piro Sports Interdental(DEU)	15	1:19.384	1.294	0.163	165.2	16:25:30
	ADAC Formel 4 powered by Abarth	Team Piro Sports Interdental						
22	10 R.Wagner(DEU)	(T) Lechner Racing(AUT)	9	1:20.155	2.065	0.771	163.7	16:13:28
R	ADAC Formel 4 powered by Abarth	Lechner Racing						
23	26 L.Heinrich(DEU)	(T) Laurin Heinrich(DEU)	20	1:20.193	2.103	0.038	163.6	16:24:07
R	ADAC Formel 4 powered by Abarth	Laurin Heinrich						
24	6 T.Beckhäuser(CZE)	ADAC Berlin-Brandenburg e.V.(DEU)	14	1:20.349	2.259	0.156	163.3	16:10:49
R	ADAC Formel 4 powered by Abarth	ADAC Berlin-Brandenburg e.V.						
25	25 D.Ghattas(DEU)	(T) Team Piro Sports Interdental(DEU)	16	1:20.896	2.806	0.547	162.2	16:26:55
R	ADAC Formel 4 powered by Abarth	Team Piro Sports Interdental						

Classification limit: 110% Time: 1:25.899

T = nominated for the team classification



ADAC Formel 4

Result List Qualifying 2nd best



Provisional

DMSB Reg. Nr.: 274/17

Friday, September 15, 2017 15:45:00



Sachsenring, Length: 3645m
 Air temperature: 17.51°C
 Track temperature: 19.52°C
 Weather condition: Dry

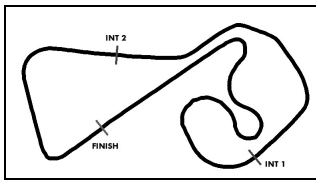
started : 25 classified : 25 not classified : 0

Nr. Drivers	Team	Lap	Best Time	Gap	Diff	Kph	Day Time
Cl. Car	Competitor						

Subject to final scrutineering!

Publication time:	Clerk of the Course:	Timekeeper: Steffen Ruhl
-------------------	----------------------	--------------------------





ADAC Formel 4

Sector List Qualifying

Provisional



Sachsenring, Length: 3645m
 Air temperature: 17.51°C
 Track temperature: 19.52°C
 Weather condition: Dry

DMSB Reg. Nr.: 274/17

Friday, September 15, 2017 15:45:00

Lap	Time	SE1	SP1	SE2	SP2	SE3	SP3	TSP	Lap	Time	SE1	SP1	SE2	SP2	SE3	SP3	TSP
1 Drugovich, ITA									theoretical besttime: 1:18.498								
1	1:48.823	1:06.848		18.904		23.071	162		12	1:22.665	41.613		18.564		22.488	168	199
2	1:25.661	45.764		17.973		21.924	163	194	13	1:22.747	40.656		18.052		24.039	168	202
3	1:19.779	40.767		17.698		21.314	165	201	14	1:19.263	40.897		17.530		20.836	168	203
4	1:18.746	40.443		17.470		20.833	166	204	15	1:18.636	40.375		17.405		20.856	168	204
5	1:18.613	40.424		17.401		20.788	168	203	16	1:25.311	40.335		19.006		25.970	53	204
6	1:18.756	40.453		17.427		20.876	166	203	17	7:02.727	6:23.333		17.595		21.799	168	
7	1:20.197	40.399		17.375		22.423	152	203	18	1:18.600	40.400		17.375		20.825	166	205
8	1:24.747	45.569		18.075		21.103	168	197	19	1:18.775	40.446		17.411		20.918	168	205
9	1:18.877	40.574		17.401		20.902	166	202	20	1:23.173	43.217		18.865		21.091	156	206
10	1:31.911	42.189		21.134		28.588	49	204	21	1:24.950	42.843		19.942		22.165	165	201
11	9:44.240	9:03.557		18.915		21.768	164										

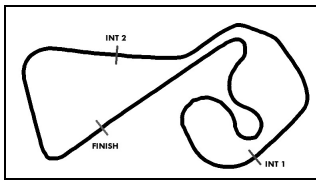
2 Vesti, DNK									theoretical besttime: 1:18.634								
1	1:40.260	57.560		19.576		23.124	160		11	10:04.693	9:24.692		18.402		21.599	165	
2	1:20.596	41.734		17.670		21.192	165	198	12	1:20.443	41.183		17.628		21.632	165	199
3	1:21.507	40.976		18.154		22.377	165	202	13	1:19.753	41.190		17.671		20.892	168	200
4	1:19.992	41.267		17.710		21.015	166	203	14	1:18.845	40.499		17.504		20.842	166	203
5	1:19.133	40.660		17.550		20.923	165	202	15	1:18.666	40.396		17.473		20.797	168	203
6	1:19.645	40.783		17.793		21.069	165	201	16	1:28.013	40.486		18.964		28.563	53	203
7	1:18.981	40.617		17.532		20.832	165	202	17	9:55.897	9:16.608		17.726		21.563	168	
8	1:23.818	41.416		18.645		23.757	159	202	18	1:18.648	40.389		17.487		20.772	169	202
9	1:21.541	42.989		17.524		21.028	163	189	19	1:18.746	40.417		17.485		20.844	168	203
10	1:28.410	40.961		20.154		27.295	53	203									

3 Gachot, GBR									theoretical besttime: 1:18.740								
1	1:39.669	58.173		19.323		22.173	162		12	1:19.358	41.087		17.448		20.823	166	203
2	1:20.366	41.399		17.715		21.252	163	200	13	1:19.070	40.789		17.412		20.869	165	203
3	1:19.968	41.147		17.739		21.082	164	201	14	1:19.422	40.854		17.589		20.979	165	203
4	1:19.136	40.771		17.481		20.884	165	202	15	1:34.302	40.739		27.959		25.604	165	201
5	1:19.095	40.673		17.491		20.931	165	202	16	1:32.270	53.221		18.037		21.012	166	202
6	1:20.340	41.539		17.808		20.993	165	201	17	1:43.652	48.085		24.524		31.043	48	203
7	1:19.193	40.846		17.434		20.913	163	201	18	6:06.493	5:27.620		18.031		20.842	166	
8	1:19.203	40.780		17.477		20.946	165	201	19	1:18.830	40.644		17.432		20.754	166	203
9	1:22.619	40.913		17.516		24.190	56	201	20	1:18.813	40.703		17.342		20.768	166	204
10	9:10.417	8:30.266		18.635		21.516	166		21	1:19.043	40.759		17.402		20.882	166	204
11	1:19.560	41.021		17.577		20.962	165	202	22	1:36.118	43.817		27.734		24.567	162	203

4 Flörsch, DEU									theoretical besttime: 1:18.388								
1	2:25.865	1:33.392		21.471		31.002	44		7	7:36.129	6:56.700		18.226		21.203	168	
2	22:15.357	21:20.781		25.834		28.742	165		8	1:18.449	40.423		17.333		20.693	166	203
3	1:21.060	41.790		17.930		21.340	163	200	9	1:19.383	40.702		17.495		21.186	166	205
4	1:19.282	40.764		17.581		20.937	165	200	10	1:18.457	40.400		17.319		20.738	165	204
5	1:18.710	40.539		17.393		20.778	165	202	11	1:19.257	40.778		17.430		21.049	168	204
6	1:24.500	40.376		17.496		26.628	46	202									

5 Zendeli, DEU									theoretical besttime: 1:18.619								
1	4:52.258	4:11.839		18.814		21.605	164		7	1:26.049	41.909		18.185		25.955	51	202
2	1:19.912	41.075		17.741		21.096	166	194	8	8:49.505	8:01.811		19.932		27.762	53	
3	1:20.107	40.516		18.318		21.273	164	204	9	4:27.353	3:46.892		19.290		21.171	168	
4	1:19.206	40.335		17.502		21.369	166	203	10	1:18.787	40.440		17.421		20.926	166	204
5	1:19.115	40.541		17.488		21.086	168	204	11	1:18.852	40.405		17.358		21.089	169	203
6	1:19.074	40.429		17.527		21.118	163	203	12		40.549						205

6 Beckhäuser, CZE									theoretical besttime: 1:19.779								
1	1:45.624	59.713		21.555		24.356	156		13	1:20.668	41.433		17.893		21.342	164	203
2	1:29.193	45.239		20.786		23.168	159	188	14	1:20.349	41.478		17.625		21.246	164	204
3	1:22.142	42.476		17.895		21.771	163	201	15	1:20.466	41.561		17.696		21.209	164	204
4	1:21.297	41.969		17.950		21.378	165	202	16	1:20.961	41.510		17.930		21.521	168	204
5	1:21.050	41.553		17.904		21.593	160	202	17	1:21.376	41.438		18.398		21.540	159	204
6	1:27.941	46.888		19.097		21.956	163	200	18	1:44.107	47.510		25.802		30.795	50	200



ADAC Formel 4

Sector List Qualifying

Provisional



Sachsenring, Length: 3645m
 Air temperature: 17.51°C
 Track temperature: 19.52°C
 Weather condition: Dry

DMSB Reg. Nr.: 274/17

Friday, September 15, 2017 15:45:00

Lap	Time	SE1	SP1	SE2	SP2	SE3	SP3	TSP	Lap	Time	SE1	SP1	SE2	SP2	SE3	SP3	TSP
7	1:39.355	41.737		17.859		39.759	123	202	19	6:25.161	5:42.118		20.162		22.881	163	
8	1:22.265	42.976		17.877		21.412	163	187	20	1:21.561	41.937		18.049		21.575	157	197
9	1:20.658	41.481		17.719		21.458	163	201	21	1:20.832	41.988		17.689		21.155	165	200
10	1:48.079	44.325		28.224		35.530	43	203	22	1:20.226	40.999		17.658		21.569	166	204
11	6:48.755	6:06.915		19.714		22.126	162		23	1:21.032	41.611		17.785		21.636	163	187
12	1:21.744	42.216		17.940		21.588	165	198									

7 Söderström, SWE

theoretical besttime: 1:18.925

1	2:27.083	1:34.211		22.434		30.438	44		7	7:49.833	7:09.128		18.962		21.743	168	
2	22:27.458	21:44.556		19.612		23.290	159		8	1:18.931	40.572		17.467		20.892	165	204
3	1:27.774	44.696		18.585		24.493	163	197	9	1:19.089	40.617		17.568		20.904	164	204
4	1:19.699	41.084		17.655		20.960	165	201	10	1:19.372	40.579		17.709		21.084	166	204
5	1:19.122	40.589		17.604		20.929	166	204	11	1:19.250	40.575		17.539		21.136	163	204
6	1:26.786	40.566		18.630		27.590	44	204									

9 Armstrong, ITA

theoretical besttime: 1:18.047

1	1:41.923	54.667		21.246		26.010	154		11	1:25.909	45.778		18.198		21.933	168	175
2	1:28.039	45.553		19.721		22.765	162	188	12	1:18.726	40.664		17.455		20.607	166	203
3	1:27.816	42.810		18.595		26.411	53	197	13	1:18.093	40.247		17.287		20.559	166	203
4	3:23.382	2:44.162		17.991		21.229	166		14	1:27.687	40.332		19.443		27.912	50	205
5	1:19.289	40.777		17.551		20.961	162	202	15	7:29.262	6:49.641		18.587		21.034	168	
6	1:18.640	40.454		17.382		20.804	168	203	16	1:18.583	40.378		17.326		20.879	164	203
7	1:18.698	40.601		17.356		20.741	165	203	17	1:18.112	40.283		17.241		20.588	165	205
8	1:18.612	40.369		17.412		20.831	166	203	18	1:19.569	40.465		17.869		21.235	166	203
9	1:43.122	44.735		22.522		35.865	37	203	19	1:18.528	40.354		17.325		20.849	166	203
10	10:16.595	9:28.118		20.704		27.773	149										

10 Wagner, DEU

theoretical besttime: 1:19.581

1	11:17.037	10:34.056		19.728		23.253	162		8	1:20.774	41.797		17.748		21.229	164	202
2	1:22.376	42.676		18.060		21.640	163	197	9	1:20.155	41.274		17.613		21.268	164	199
3	1:35.278	42.095		20.709		32.474	53	199	10	1:20.762	41.832		17.879		21.051	166	201
4	7:29.248	6:48.614		18.628		22.006	160		11	1:45.658	50.083		25.277		30.298	53	201
5	1:21.106	42.071		17.849		21.186	165	200	12	6:57.084	6:16.806		18.816		21.462	168	
6	1:21.066	41.691		18.249		21.126	166	202	13	1:19.832	40.967		17.864		21.001	165	201
7	1:20.927	41.512		17.949		21.466	164	202	14	1:38.520	47.160		22.365		28.995	53	202

11 Wishofer, AUT

theoretical besttime: 1:18.599

1	14:37.548	13:39.653		25.529		32.366	52		8	1:19.022	40.697		17.366		20.959	164	202
2	7:26.867	6:46.524		18.668		21.675	160		9	1:38.884	43.813		21.275		33.796	36	203
3	1:20.050	41.350		17.605		21.095	164	193	10	7:48.499	7:06.053		19.392		23.054	164	
4	1:20.376	41.801		17.482		21.093	165	201	11	1:18.874	40.773		17.395		20.706	164	204
5	1:19.426	40.878		17.509		21.039	165	203	12	1:18.719	40.527		17.367		20.825	168	202
6	1:18.989	40.644		17.424		20.921	163	201	13	1:44.160	42.918		24.112		37.130	39	204
7	1:25.379	40.782		21.973		22.624	164	202									

13 Scherer, CHE

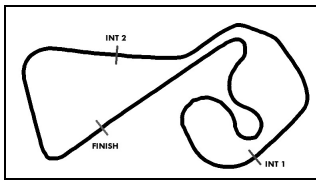
theoretical besttime: 1:18.138

1	4:25.585	3:37.694		22.372		25.519	155		8	1:24.133	40.441		17.487		26.205	52	203
2	1:35.289	45.514		20.989		28.786	47	173	9	11:08.179	10:25.965		20.360		21.854	177	
3	6:19.345	5:39.421		18.439		21.485	156		10	1:18.887	40.650		17.409		20.828	158	205
4	1:44.583	55.945		20.758		27.880	55	203	11	1:18.199	40.331		17.294		20.574	177	206
5	8:20.096	7:39.656		17.891		22.549	174		12	1:18.578	40.270		17.411		20.897	157	204
6	1:18.851	40.625		17.445		20.781	158	203	13	1:18.239	40.280		17.342		20.617	158	203
7	1:18.454	40.355		17.425		20.674	175	207									

18 Hanses, DEU

theoretical besttime: 1:17.942

1	4:04.859	3:21.026		20.088		23.745	153		9	1:18.273	40.334		17.275		20.664	170	204
2	1:28.149	43.290		18.434		26.425	53	173	10	1:24.325	41.260		17.858		25.207	52	204
3	6:38.894	5:58.214		18.219		22.461	165		11	8:45.063	8:01.939		18.731		24.393	169	
4	1:25.745	41.779		18.195		25.771	49	189	12	1:18.430	40.496		17.268		20.666	169	203
5	8:37.200	7:58.100		18.097		21.003	168		13	1:17.942	40.190		17.205		20.547	169	204
6	1:18.713	40.750		17.301		20.662	168	204	14	1:18.090	40.261		17.232		20.597	169	204



ADAC Formel 4

Sector List Qualifying

Provisional



Sachsenring, Length: 3645m
 Air temperature: 17.51°C
 Track temperature: 19.52°C
 Weather condition: Dry

DMSB Reg. Nr.: 274/17

Friday, September 15, 2017 15:45:00

Lap	Time	SE1	SP1	SE2	SP2	SE3	SP3	TSP	Lap	Time	SE1	SP1	SE2	SP2	SE3	SP3	TSP
7	1:18.724	40.420		17.452		20.852	169	204	15	1:46.784	53.304		26.845		26.635	149	201
8	1:18.563	40.412		17.407		20.744	165	204									

25 Ghattas, DEU

theoretical besttime: 1:20.433

1	8:23.589	7:39.702		20.155		23.732	159		10	1:23.201	43.682		17.939		21.580	163	199
2	1:22.658	42.780		18.162		21.716	160	195	11	1:20.781	41.374		17.880		21.527	163	199
3	1:21.635	41.832		18.138		21.665	158	198	12	1:25.159	41.495		18.408		25.256	53	200
4	1:21.454	41.914		18.028		21.512	163	198	13	7:56.989	7:16.045		19.288		21.656	162	
5	1:26.965	41.365		17.974		27.626	51	200	14	1:21.005	41.467		17.821		21.717	160	199
6	7:45.781	7:04.332		19.264		22.185	163		15	1:21.095	41.284		18.178		21.633	162	200
7	1:21.640	41.828		17.883		21.929	162	197	16	1:20.896	41.368		18.076		21.452	163	199
8	1:21.127	41.522		18.027		21.578	163	200	17	1:21.162	41.160		17.998		22.004	160	199
9	1:21.051	41.407		17.898		21.746	158	200									

26 Heinrich, DEU

theoretical besttime: 1:19.940

1	1:53.824	1:10.131		19.689		24.004	155		13	1:20.480	41.363		17.886		21.231	160	198
2	1:23.824	42.859		18.099		22.866	162	191	14	1:20.417	41.349		17.870		21.198	160	201
3	1:21.234	41.736		17.997		21.501	157	194	15	1:20.618	41.537		17.936		21.145	159	201
4	1:20.704	41.509		17.909		21.286	159	199	16	1:20.440	41.220		18.104		21.116	162	200
5	1:20.450	41.263		18.040		21.147	164	200	17	1:20.870	41.460		18.013		21.397	159	200
6	1:20.676	41.584		17.965		21.127	162	200	18	1:44.395	48.255		25.308		30.832	50	153
7	1:20.299	41.320		17.862		21.117	157	200	19	6:05.388	5:24.700		18.717		21.971	165	
8	1:20.463	41.465		17.811		21.187	162	199	20	1:20.193	41.084		17.880		21.229	163	202
9	1:20.964	41.837		17.850		21.277	159	199	21	1:20.033	41.013		17.861		21.159	164	201
10	1:34.405	41.634		21.383		31.388	53	200	22	1:20.446	41.298		17.959		21.189	160	200
11	7:35.413	6:52.387		20.183		22.843	160		23	1:20.911	41.291		18.271		21.349	162	198
12	1:21.690	41.951		18.372		21.367	164	194									

27 Nielsen, DNK

theoretical besttime: 1:18.314

1	3:46.985	3:04.697		19.545		22.743	157		8	1:18.923	40.247		17.600		21.076	164	204
2	1:27.399	41.799		18.229		27.371	54	193	9	1:24.728	40.715		17.663		26.350	53	199
3	6:32.094	5:52.558		18.171		21.365	165		10	11:25.550	10:43.931		19.533		22.086	168	
4	1:18.928	40.519		17.595		20.814	168	201	11	1:18.628	40.356		17.544		20.728	166	202
5	1:50.350	47.259		28.426		34.665	45	203	12	1:18.314	40.236		17.464		20.614	168	203
6	7:06.633	6:26.854		18.672		21.107	166		13	1:18.841	40.266		17.537		21.038	158	203
7	1:19.015	40.433		17.756		20.826	168	203	14	1:20.953	40.681		17.682		22.590	135	199

28 Schramm, DEU

theoretical besttime: 1:18.346

1	4:33.007	3:50.862		19.440		22.705	162		8	1:18.445	40.288		17.339		20.818	169	204
2	1:33.974	44.602		18.938		30.434	51	184	9	1:27.589	41.898		18.599		27.092	52	204
3	6:26.673	5:46.076		18.905		21.692	152		10	9:45.272	9:04.499		19.125		21.648	169	
4	1:35.820	43.578		21.126		31.116	52	197	11	1:19.597	40.539		17.461		21.597	168	203
5	8:24.271	7:44.603		18.230		21.438	166		12	1:18.685	40.343		17.353		20.989	163	204
6	1:18.641	40.413		17.444		20.784	168	203	13	1:18.477	40.419		17.314		20.744	166	201
7	1:22.206	40.855		19.095		22.256	168	204	14	1:29.376	41.855		22.051		25.470	138	204

33 Aberdein, DEU

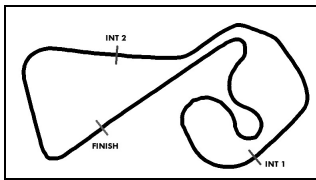
theoretical besttime: 1:18.610

1	25:20.053	24:34.963		20.521		24.569	154		6	6:48.050	6:05.050		19.977		23.023	158	
2	1:27.357	45.576		19.007		22.774	144	169	7	1:20.762	41.758		17.900		21.104	165	185
3	1:23.642	44.081		18.489		21.072	166	170	8	1:21.540	40.664		19.535		21.341	164	203
4	1:18.958	40.695		17.521		20.742	163	202	9	1:19.080	40.730		17.484		20.866	166	203
5	1:42.425	46.440		26.350		29.635	52	201	10	1:18.934	40.472		17.396		21.066	164	202

41 Petrov, ITA

theoretical besttime: 1:18.655

1	1:40.548	57.750		19.610		23.188	162		12	1:22.969	44.580		17.433		20.956	168	195
2	1:21.217	42.253		17.807		21.157	164	199	13	1:19.291	40.821		17.448		21.022	165	204
3	1:19.603	40.990		17.529		21.084	164	201	14	1:19.381	41.234		17.373		20.774	168	204
4	1:21.418	42.607		17.679		21.132	164	201	15	1:22.740	43.963		17.967		20.810	165	203
5	1:19.348	40.925		17.450		20.973	164	204	16	1:18.859	40.675		17.333		20.851	166	203
6	1:19.621	40.909		17.474		21.238	165	202	17	1:25.631	40.548		17.378		27.705	53	204
7	1:19.210	40.850		17.447		20.913	162	203	18	9:02.471	8:22.042		17.468		22.961	165	



ADAC Formel 4

Sector List Qualifying

Provisional



Sachsenring, Length: 3645m
 Air temperature: 17.51°C
 Track temperature: 19.52°C
 Weather condition: Dry

DMSB Reg. Nr.: 274/17

Friday, September 15, 2017 15:45:00

Lap	Time	SE1	SP1	SE2	SP2	SE3	SP3	TSP	Lap	Time	SE1	SP1	SE2	SP2	SE3	SP3	TSP
8	1:20.597	40.885		18.548		21.164	164	201	19	1:19.467	41.076		17.444		20.947	164	203
9	1:19.496	41.070		17.542		20.884	165	200	20	1:19.624	40.940		17.539		21.145	163	203
10	1:26.691	40.980		17.719		27.992	53	203	21	1:19.061	40.685		17.471		20.905	162	201
11	8:25.495	7:41.664		20.562		23.269	158										

42 Hoogenboom, NLD

theoretical besttime: 1:18.877

1	12:05.031	11:23.885		19.112		22.034	160		9	1:22.997	40.822		17.627		24.548	53	203
2	1:20.270	41.573		17.710		20.987	165	197	10	2:43.653	1:54.554		20.826		28.273	53	
3	1:37.922	42.391		19.745		35.786	38	200	11	6:52.749	6:13.817		17.708		21.224	165	
4	6:21.822	5:42.693		18.004		21.125	166		12	1:19.233	40.770		17.443		21.020	168	204
5	1:19.608	40.893		17.647		21.068	165	201	13	1:18.910	40.586		17.476		20.848	165	205
6	1:19.221	40.693		17.636		20.892	163	203	14	1:19.288	40.786		17.542		20.960	168	203
7	1:19.432	40.726		17.652		21.054	160	201	15	1:19.247	40.759		17.565		20.923	164	201
8	1:19.578	40.889		17.521		21.168	162	201									

44 Vips, ITA

theoretical besttime: 1:18.495

1	1:45.052	57.488		23.057		24.507	156		5	1:18.675	40.527		17.396		20.752	163	202
2	1:33.272	45.373		20.394		27.505	53	179	6	1:18.666	40.600		17.252		20.814	168	202
3	3:34.573	2:49.511		21.206		23.856	162		7	1:30.982	47.971		20.362		22.649	169	200
4	1:23.236	42.763		19.237		21.236	166	192	8		40.491						203

79 Malukas, LTU

theoretical besttime: 1:18.963

1	3:50.727	3:09.639		18.709		22.379	162		9	1:20.656	41.665		17.953		21.038	168	201
2	1:21.394	42.009		17.961		21.424	165	185	10	1:19.798	41.000		17.741		21.057	168	203
3	1:20.649	41.212		18.233		21.204	163	200	11	1:19.343	40.730		17.675		20.938	168	203
4	1:19.449	40.787		17.682		20.980	166	200	12	1:19.072	40.697		17.534		20.841	166	201
5	1:19.207	40.680		17.658		20.869	166	200	13	1:19.038	40.636		17.609		20.793	163	202
6	1:20.105	40.748		17.918		21.439	163	200	14	1:20.740	42.252		17.643		20.845	164	203
7	1:23.575	40.919		17.731		24.925	53	199	15	1:35.364	44.326		22.566		28.472	53	202
8	9:38.866	8:58.417		18.603		21.846	163										

80 Estner, DEU

theoretical besttime: 1:18.564

1	6:41.127	5:59.165		19.584		22.378	156		10	1:18.851	40.565		17.525		20.761	168	202
2	1:21.596	42.289		17.963		21.344	166	188	11	1:19.099	40.595		17.545		20.959	166	203
3	1:19.955	41.062		17.707		21.186	165	198	12	1:18.985	40.405		17.417		21.163	168	204
4	1:19.464	40.718		17.581		21.165	165	202	13	1:36.536	44.129		21.057		31.350	53	203
5	1:19.353	40.764		17.638		20.951	168	201	14	6:05.888	5:27.240		17.714		20.934	168	
6	1:19.415	40.610		17.689		21.116	168	202	15	1:18.705	40.528		17.398		20.779	169	203
7	1:40.512	43.483		21.225		35.804	39	203	16	1:21.385	42.961		17.488		20.936	165	205
8	9:47.689	9:06.677		19.209		21.803	165		17	1:19.829	40.709		17.984		21.136	166	203
9	1:20.112	41.294		17.740		21.078	166	200	18	1:20.875	40.492		18.297		22.086	163	203

81 Waldherr, DEU

theoretical besttime: 1:18.613

1	8:52.308	8:09.431		19.878		22.999	160		9	1:18.914	40.637		17.375		20.902	168	202
2	1:21.595	42.654		17.690		21.251	164	198	10	1:27.955	40.535		19.980		27.440	46	203
3	1:19.685	41.238		17.493		20.954	166	200	11	7:01.327	6:19.182		19.740		22.405	165	
4	1:19.252	40.813		17.391		21.048	164	201	12	1:19.599	41.352		17.331		20.916	166	202
5	1:32.477	42.295		20.602		29.580	40	201	13	1:18.921	40.547		17.329		21.045	166	203
6	10:45.977	10:04.506		19.082		22.389	163		14	1:18.878	40.728		17.361		20.789	166	202
7	1:20.459	41.755		17.691		21.013	166	198	15	1:18.922	40.759		17.289		20.874	165	203
8	1:19.253	40.761		17.518		20.974	166	201									

98 Piro, DEU

theoretical besttime: 1:19.082

1	8:53.061	8:10.325		19.556		23.180	158		10	1:19.477	40.903		17.584		20.990	165	202
2	1:21.972	42.283		17.967		21.722	158	198	11	1:19.290	40.609		17.528		21.153	163	202
3	1:19.713	41.156		17.515		21.042	164	200	12	1:28.457	40.766		17.973		29.718	52	202
4	1:19.581	40.803		17.507		21.271	164	203	13	7:26.922	6:47.407		18.372		21.143	163	
5	1:34.444	41.299		23.870		29.275	40	202	14	1:19.618	40.945		17.516		21.157	164	201
6	7:47.135	7:07.611		18.128		21.396	165		15	1:19.384	40.786		17.501		21.097	164	203
7	1:19.493	40.874		17.556		21.063	165	203	16	1:19.471	40.792		17.483		21.196	164	202
8	1:19.590	40.720		17.503		21.367	164	203	17	1:26.374	40.715		21.842		23.817	160	202



ADAC Formel 4

Sector List Qualifying

Provisional



DMSB Reg. Nr.: 274/17

Friday, September 15, 2017 15:45:00

Sachsenring, Length: 3645m
 Air temperature: 17.51°C
 Track temperature: 19.52°C
 Weather condition: Dry

Lap	Time	SE1	SP1	SE2	SP2	SE3	SP3	TSP	Lap	Time	SE1	SP1	SE2	SP2	SE3	SP3	TSP
9	1:21.698	42.796		17.685		21.217	164	203									

99 Weerts, BEL

theoretical besttime: 1:18.836

1	4:06.975	3:23.467		21.024		22.484	157		11	1:19.789	40.793		17.951		21.045	169	203
2	1:23.621	42.383		18.289		22.949	163	169	12	1:19.100	40.603		17.623		20.874	164	200
3	1:19.639	40.770		17.747		21.122	165	201	13	1:19.175	40.646		17.617		20.912	165	203
4	1:19.180	40.596		17.665		20.919	165	201	14	1:19.169	40.684		17.543		20.942	162	201
5	1:19.111	40.584		17.613		20.914	169	201	15	1:49.025	49.943		29.108		29.974	39	202
6	1:19.171	40.618		17.652		20.901	168	201	16	8:10.881	7:29.599		19.228		22.054	165	
7	1:19.385	40.709		17.700		20.976	165	200	17	1:19.127	40.622		17.568		20.937	168	201
8	1:23.912	40.583		18.135		25.194	50	202	18	1:18.899	40.493		17.525		20.881	164	204
9	8:10.083	7:28.338		19.332		22.413	162		19	1:18.836	40.480		17.523		20.833	163	202
10	1:20.760	41.251		18.235		21.274	166	196	20	1:19.512	40.513		17.621		21.378	163	203