

ADAC TCR Germany

Result List Free Practice 2



Provisional

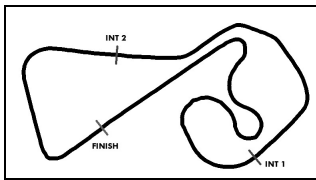
DMSB Reg. Nr.: 273/17

Friday, September 15, 2017 14:15:00

Sachsenring, Length: 3645m
 Air temperature: 16.09°C
 Track temperature: 21.56°C
 Weather condition: Dry

started : 33 classified : 33 not classified : 0

Nr.	Drivers	Team	Lap	Best Time	Gap	Diff	Kph	Day Time
Cl.	Car	Competitor						
1	8 L.Engstler(DEU) R VW Golf GTI TCR	JUNIOR TEAM ENGSTLER(DEU) LIQUI MOLY Team Engstler	16	1:27.267			150.3	14:43:52
2	7 M.Halder(DEU) SEAT Leon TCR	Wolf-Power Racing 2 Wolf-Power Racing	7	1:27.394	0.127	0.127	150.1	14:33:57
3	18 S.van der Linde(ZAF) Audi RS 3 LMS	AC 1927 Mayen e.V. im ADAC AC 1927 Mayen e.V. im ADAC	12	1:27.402	0.135	0.008	150.1	14:36:34
4	41 S.Kirsch(DEU) Honda Civic TCR	Honda Team ADAC Sachsen ADAC Sachsen e.V.	6	1:27.413	0.146	0.011	150.1	14:28:50
5	88 M.Oestreich(DEU) Honda Civic TCR	Honda Team ADAC Sachsen ADAC Sachsen e.V.	6	1:27.479	0.212	0.066	150.0	14:28:53
6	1 J.Files(GBR) Honda Civic TCR	Target Competition UK-SUI(GBR) Target srl.	12	1:27.482	0.215	0.003	149.9	14:40:28
7	94 K.Richard(CHE) Honda Civic TCR	Target Competition UK-SUI(GBR) Target srl.	11	1:27.619	0.352	0.137	149.7	14:38:30
8	99 T.Zimmermann(DEU) Audi RS 3 LMS	Target Competition GER Target srl.	12	1:27.745	0.478	0.126	149.5	14:39:19
9	98 T.Lautenschlager(DEU) Audi RS 3 LMS	Target Competition GER Target srl.	14	1:27.809	0.542	0.064	149.4	14:40:51
10	2 A.Morgan(GBR) SEAT Leon TCR	Wolf-Power Racing 2 Wolf-Power Racing	12	1:27.892	0.625	0.083	149.2	14:44:15
11	38 J.Wolfe(USA) VW Golf GTI TCR	TEAM ENGSTLER USA LIQUI MOLY Team Engstler	14	1:28.010	0.743	0.118	149.0	14:44:17
12	39 F.Thoma(CHE) VW Golf GTI TCR	JUNIOR TEAM ENGSTLER(DEU) LIQUI MOLY Team Engstler	15	1:28.100	0.833	0.090	148.9	14:43:55
13	66 R.Jost(CHE) SEAT Leon TCR	TOPCAR Sport TOPCAR Sport	10	1:28.172	0.905	0.072	148.8	14:36:05
14	22 H.Proczyk(AUT) SEAT Leon TCR	HP Racing HP Racing	7	1:28.224	0.957	0.052	148.7	14:29:22
15	19 M.Hofer(AUT) Audi RS 3 LMS	AC 1927 Mayen e.V. im ADAC AC 1927 Mayen e.V. im ADAC	7	1:28.314	1.047	0.090	148.5	14:25:44
16	36 D.Calcum(DEU) Opel Astra TCR	Schlaeppli Race-Tec(CHE) Schlaeppli Race-Tec	11	1:28.426	1.159	0.112	148.3	14:41:30
17	10 A.Buri(FIN) Audi RS 3 LMS	LMS Racing(FIN) LMS Racing	10	1:28.512	1.245	0.086	148.2	14:36:12
18	78 F.Danz(CHE) SEAT Leon TCR	Schlaeppli Race-Tec(CHE) Schlaeppli Race-Tec	5	1:28.580	1.313	0.068	148.1	14:23:10
19	33 O.Holdener(CHE) SEAT Leon TCR	Young Driver Challenge(DEU) Young Driver Challenge	17	1:28.608	1.341	0.028	148.0	14:43:42
20	42 L.Niedertscheider(AUT) SEAT Leon TCR	Niedertscheider Motorsport(AUT) Niedertscheider Motorsport	15	1:28.654	1.387	0.046	148.0	14:43:17
21	14 N.Langeveld(NLD) Audi RS 3 LMS	Racing One Racing One GmbH	7	1:28.660	1.393	0.006	148.0	14:25:56
22	9 S.Goede(DEU) VW Golf GTI TCR	TEAM ENGSTLER USA LIQUI MOLY Team Engstler	15	1:28.746	1.479	0.086	147.8	14:44:10
23	11 J.Schmarl(AUT) Honda Civic TCR	Target Competition AUT-POR Target srl.	16	1:28.824	1.557	0.078	147.7	14:45:52
24	37 M.Brinkmann(DEU) SEAT Leon TCR	TOPCAR Sport TOPCAR Sport	3	1:28.830	1.563	0.006	147.7	14:20:20
25	28 P.Eberle(CHE) SEAT Leon TCR	Steibel Motorsport(CZE) Pascal Eberle	12	1:28.978	1.711	0.148	147.4	14:39:25
26	20 N.Kankkunen(FIN) Audi RS 3 LMS	LMS Racing(FIN) LMS Racing	10	1:29.033	1.766	0.055	147.3	14:35:49



ADAC TCR Germany

Result List Free Practice 2



Provisional

DMSB Reg. Nr.: 273/17

Friday, September 15, 2017 14:15:00

Sachsenring, Length: 3645m

Air temperature: 16.09°C

Track temperature: 21.56°C

Weather condition: Dry

started : 33 classified : 33 not classified : 0

Nr.	Drivers	Team	Lap	Best Time	Gap	Diff	Kph	Day Time
Cl.	Car	Competitor						
27	17 J.Preisig (CHE) Opel Astra TCR	Lubner Motorsport(DEU) Lubner Motorsport	9	1:29.172	1.905	0.139	147.1	14:32:19
28	44 S.Kaibach (DEU) Audi RS 3 LMS	Aust Motorsport(DEU) Aust Motorsport	6	1:29.202	1.935	0.030	147.1	14:24:57
29	29 M.Hesse (DEU) R Audi RS 3 LMS	Aust Motorsport(DEU) Aust Motorsport	7	1:29.321	2.054	0.119	146.9	14:31:14
30	50 G.Braun (DEU) Opel Astra TCR	Lubner Motorsport(DEU) Lubner Motorsport	10	1:29.464	2.197	0.143	146.6	14:37:07
31	12 S.Larsson (SWE) Audi RS 3 LMS	Target Competition SWE-POL Target srl.	13	1:29.764	2.497	0.300	146.1	14:42:36
32	23 S.Steibel (DEU) VW Golf GTI TCR	Steibel Motorsport(CZE) AMC-Burgau e.V.	10	1:29.917	2.650	0.153	145.9	14:35:03
33	84 M.Sandberg (NLD) Audi RS 3 LMS	Racing One 2 Racing One GmbH	16	1:30.977	3.710	1.060	144.2	14:44:05

Subject to final scrutineering!

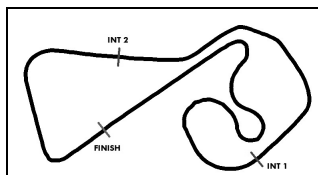
Publication time:	Clerk of the Course:	Timekeeper: Steffen Ruhl
-------------------	----------------------	--------------------------

ver: 1.0

www.adac.de/motorsport

Page 2/ 2 printed: 15.9.2017 14:46

CERTINA
S W I S S W A T C H E S



ADAC TCR Germany

Result List Combined Free Practice Combined



Provisional

DMSB Reg. Nr.: 273/17

Friday, September 15, 2017 9:30:00

Sachsenring, Length: 3645m

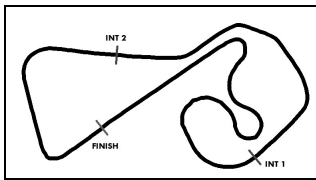
Air temperature: N/A°C

Track temperature: N/A°C

Weather condition: Dry

started : 33 classified : 33 not classified : 0

Nr.	Drivers	Team	Time 1	Time 2	Gap
Cl.	Car	Competitor			
1	8 L.Engstler R VW Golf GTI TCR	JUNIOR TEAM ENGSTLER(DEU) LIQUI MOLY Team Engstler	1:30.071	1:27.267	
2	7 M.Halder SEAT Leon TCR	Wolf-Power Racing 2 Wolf-Power Racing	1:29.647	1:27.394	0.127
3	18 S.van der Linde Audi RS 3 LMS	AC 1927 Mayen e.V. im ADAC AC 1927 Mayen e.V. im ADAC	1:30.070	1:27.402	0.135
4	41 S.Kirsch Honda Civic TCR	Honda Team ADAC Sachsen ADAC Sachsen e.V.	1:29.048	1:27.413	0.146
5	88 M.Oestreich Honda Civic TCR	Honda Team ADAC Sachsen ADAC Sachsen e.V.	1:30.936	1:27.479	0.212
6	1 J.Files Honda Civic TCR	Target Competition UK-SUI(GBR) Target srl.	1:29.837	1:27.482	0.215
7	94 K.Richard Honda Civic TCR	Target Competition UK-SUI(GBR) Target srl.	1:31.642	1:27.619	0.352
8	99 T.Zimmermann Audi RS 3 LMS	Target Competition GER Target srl.	1:31.696	1:27.745	0.478
9	98 T.Lautenschlager Audi RS 3 LMS	Target Competition GER Target srl.	1:29.737	1:27.809	0.542
10	2 A.Morgan SEAT Leon TCR	Wolf-Power Racing 2 Wolf-Power Racing	1:30.779	1:27.892	0.625
11	38 J.Wolfe VW Golf GTI TCR	TEAM ENGSTLER USA LIQUI MOLY Team Engstler	1:34.976	1:28.010	0.743
12	39 F.Thoma VW Golf GTI TCR	JUNIOR TEAM ENGSTLER(DEU) LIQUI MOLY Team Engstler	1:31.208	1:28.100	0.833
13	66 R.Jost SEAT Leon TCR	TOPCAR Sport TOPCAR Sport	1:30.583	1:28.172	0.905
14	22 H.Proczyk SEAT Leon TCR	HP Racing HP Racing	1:30.952	1:28.224	0.957
15	19 M.Hofer Audi RS 3 LMS	AC 1927 Mayen e.V. im ADAC AC 1927 Mayen e.V. im ADAC	1:30.724	1:28.314	1.047
16	36 D.Calcum Opel Astra TCR	Schlaeppli Race-Tec(CHE) Schlaeppli Race-Tec	1:44.267	1:28.426	1.159
17	10 A.Buri Audi RS 3 LMS	LMS Racing(FIN) LMS Racing	1:30.762	1:28.512	1.245
18	78 F.Danz SEAT Leon TCR	Schlaeppli Race-Tec(CHE) Schlaeppli Race-Tec	1:34.755	1:28.580	1.313
19	33 O.Holdener SEAT Leon TCR	Young Driver Challenge(DEU) Young Driver Challenge	1:34.647	1:28.608	1.341
20	42 L.Niedertscheider SEAT Leon TCR	Niedertscheider Motorsport(AUT) Niedertscheider Motorsport	1:31.213	1:28.654	1.387
21	14 N.Langeveld Audi RS 3 LMS	Racing One Racing One GmbH	1:29.929	1:28.660	1.393
22	9 S.Goede VW Golf GTI TCR	TEAM ENGSTLER USA LIQUI MOLY Team Engstler	1:34.119	1:28.746	1.479
23	11 J.Schmarl Honda Civic TCR	Target Competition AUT-POR Target srl.	1:35.359	1:28.824	1.557
24	37 M.Brinkmann SEAT Leon TCR	TOPCAR Sport TOPCAR Sport	1:30.697	1:28.830	1.563
25	28 P.Eberle SEAT Leon TCR	Steibel Motorsport(CZE) Pascal Eberle	1:30.969	1:28.978	1.711
26	20 N.Kankkunen Audi RS 3 LMS	LMS Racing(FIN) LMS Racing	1:32.799	1:29.033	1.766



ADAC TCR Germany

Result List Combined Free Practice Combined



Provisional

DMSB Reg. Nr.: 273/17

Friday, September 15, 2017 9:30:00

Sachsenring, Length: 3645m

Air temperature: N/A°C

Track temperature: N/A°C

Weather condition: Dry

started : 33 classified : 33 not classified : 0

Nr.	Drivers	Team	Time 1	Time 2	Gap
Cl.	Car	Competitor			
27	17 J.Preisig Opel Astra TCR	Lubner Motorsport(DEU) Lubner Motorsport	1:41.119	1:29.172	1.905
28	44 S.Kaibach Audi RS 3 LMS	Aust Motorsport(DEU) Aust Motorsport	1:31.211	1:29.202	1.935
29	29 M.Hesse R Audi RS 3 LMS	Aust Motorsport(DEU) Aust Motorsport	1:34.885	1:29.321	2.054
30	50 G.Braun Opel Astra TCR	Lubner Motorsport(DEU) Lubner Motorsport	1:31.739	1:29.464	2.197
31	12 S.Larsson Audi RS 3 LMS	Target Competition SWE-POL Target srl.	1:35.972	1:29.764	2.497
32	23 S.Steibel VW Golf GTI TCR	Steibel Motorsport(CZE) AMC-Burgau e.V.	1:33.424	1:29.917	2.650
33	84 M.Sandberg Audi RS 3 LMS	Racing One 2 Racing One GmbH	1:37.687	1:30.977	3.710

Subject to final scrutineering!

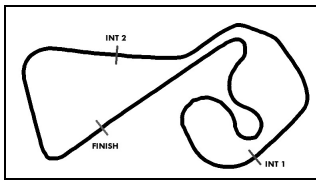
Publication time:	Clerk of the Course:	Timekeeper: Steffen Ruhl
-------------------	----------------------	--------------------------

ver: 1.0

www.adac.de/motorsport

Page 2/ 2 printed: 15.9.2017 14:48

CERTINA
S W I S S W A T C H E S



ADAC TCR Germany



Sector List Free Practice 2

Provisional

DMSB Reg. Nr.: 273/17

Sachsenring, Length: 3645m

Air temperature: 16.09°C

Track temperature: 21.56°C

Weather condition: Dry

Friday, September 15, 2017 14:15:00

Lap	Time	SE1	SP1	SE2	SP2	SE3	SP3	TSP	Lap	Time	SE1	SP1	SE2	SP2	SE3	SP3	TSP
1 Files, GBR									theoretical besttime: 1:27.416								
1	1:51.673	1:05.171		22.314		24.188	152		8	1:29.479	45.200		20.881		23.398	152	199
2	1:30.679	46.363		20.522		23.794	151	204	9	1:27.866	45.007		19.601		23.258	157	201
3	1:30.140	46.828		19.785		23.527	150	200	10	1:33.802	45.373		19.796		28.633	44	202
4	1:28.128	45.099		19.837		23.192	150	203	11	4:32.348	3:44.511		22.282		25.555	152	
5	1:28.006	45.059		19.761		23.186	150	200	12	1:27.482	44.766		19.633		23.083	150	201
6	1:33.113	45.320		19.747		28.046	54	200	13	1:34.850	45.096		19.653		30.101	38	203
7	5:34.991	4:52.164		19.567		23.260	152										

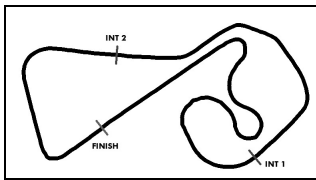
2 Morgan, GBR									theoretical besttime: 1:27.774								
1	3:00.736	2:15.597		21.172		23.967	157		8	1:36.101	45.198		21.616		29.287	37	203
2	1:28.714	45.443		19.745		23.526	157	201	9	4:22.565	3:37.424		21.161		23.980	158	
3	1:28.605	45.195		20.033		23.377	157	203	10	1:28.104	45.097		19.719		23.288	157	201
4	1:28.376	45.416		19.615		23.345	156	202	11	1:28.168	45.297		19.683		23.188	150	203
5	1:33.371	45.565		19.883		27.923	48	203	12	1:27.892	45.043		19.580		23.269	158	200
6	8:23.727	7:38.986		20.464		24.277	157		13	1:31.856	45.006		21.806		25.044	158	205
7	1:28.393	45.385		19.791		23.217	157	202									

7 Halder, DEU									theoretical besttime: 1:27.394								
1	2:59.670	2:14.536		21.486		23.648	156		8	1:33.560	44.679		19.675		29.206	39	199
2	1:28.418	45.125		19.935		23.358	155	201	9	4:18.288	3:30.350		20.221		27.717	157	
3	1:28.459	45.258					154	200	10	1:28.764	44.653		19.722		24.389	137	201
4	1:28.205	45.239		19.680		23.286	153	200	11	1:34.882	48.122		20.443		26.317	156	158
5	1:33.507	45.095		19.830		28.582	50	201	12	1:27.949	45.011		19.666		23.272	157	201
6	8:30.927	7:46.357		20.544		24.026	157		13	1:34.390	45.040		20.597		28.753	45	202
7	1:27.394	44.602		19.552		23.240	155	201									

8 Engstler, DEU									theoretical besttime: 1:27.161								
1	1:48.441	1:02.791		21.866		23.784	153		10	1:28.439	45.142		19.765		23.532	154	200
2	1:33.051	45.765		23.572		23.714	151	199	11	1:28.490	45.337		19.790		23.363	154	200
3	1:28.879	45.632		19.788		23.459	153	195	12	1:34.895	45.985					57	201
4	1:28.316	45.406		19.515		23.395	155	199	13	2:57.567	2:12.722		21.386		23.459	155	
5	1:28.066	45.056		19.759		23.251	155	200	14	1:31.111	48.130		19.777		23.204	156	198
6	1:29.520	46.167		19.880		23.473	154	199	15	1:27.339	44.626		19.546		23.167	157	200
7	1:28.409	45.144		19.616		23.649	156	200	16	1:27.267	44.517		19.621		23.129	157	201
8	1:32.905	45.425		20.347		27.133	56	201	17	1:41.324	54.192		20.029		27.103	57	200
9	4:38.879	3:53.282		21.800		23.797	155										

9 Goede, DEU									theoretical besttime: 1:28.746								
1	1:52.866	1:03.721		23.457		25.688	153		9	1:30.406	46.052		20.257		24.097	154	196
2	1:34.380	46.721		22.672		24.987	155	196	10	1:30.127	45.968		20.271		23.888	153	197
3	1:31.628	47.059		20.477		24.092	154	198	11	1:30.150	45.721		20.319		24.110	154	197
4	1:30.526	46.290		20.412		23.824	154	198	12	1:30.873	45.953		20.932		23.988	152	196
5	1:30.910	46.262		20.401		24.247	152	195	13	1:34.482	46.426		20.361		27.695	60	196
6	1:30.163	46.167		20.110		23.886	153	197	14	3:03.840	2:19.899		20.445		23.496	156	
7	1:42.874	46.697		23.011		33.166	55	195	15	1:28.746	45.336		19.963		23.447	153	198
8	5:47.694	5:02.532		20.829		24.333	152		16	1:29.399	45.441		20.241		23.717	154	198

10 Buri, FIN									theoretical besttime: 1:28.378								
1	3:05.385	2:20.765		20.798		23.822	157		8	1:29.511	46.062		19.879		23.570	153	201
2	1:29.381	45.771		20.118		23.492	154	202	9	1:29.185	45.582		19.842		23.761	152	200
3	1:28.889	45.451		19.938		23.500	155	201	10	1:28.512	45.124		19.929		23.459	154	200
4	1:29.220	45.370		20.158		23.692	156	200	11	1:28.740	45.395		19.933		23.412	154	200
5	1:28.530	45.173		19.905		23.452	155	201	12	1:32.896	45.539		19.999		27.358	52	200
6	1:33.549	45.381		20.253		27.915	53	200	13								
7	6:09.267	5:24.016		21.408		23.843	155										



ADAC TCR Germany

Sector List Free Practice 2



Provisional

DMSB Reg. Nr.: 273/17

Sachsenring, Length: 3645m

Air temperature: 16.09°C

Track temperature: 21.56°C

Weather condition: Dry

Friday, September 15, 2017 14:15:00

Lap	Time	SE1	SP1	SE2	SP2	SE3	SP3	TSP	Lap	Time	SE1	SP1	SE2	SP2	SE3	SP3	TSP
11	Schmarl, AUT								theoretical besttime: 1:28.526								
1	1:57.026	1:04.976		25.501		26.549	156		9	3:41.343	2:48.967		25.697		26.679	156	
2	1:30.861	46.093		20.419		24.349	157	199	10	1:29.544	45.557		20.244		23.743	154	198
3	1:37.763	49.464		21.008		27.291	156	200	11	1:29.922	45.600		20.226		24.096	154	198
4	1:30.767	46.775		20.346		23.646	155	200	12	1:28.965	45.346		20.116		23.503	157	198
5	1:29.738	45.655		20.374		23.709	156	200	13	1:28.880	45.288		20.174		23.418	156	200
6	1:29.222	45.384		20.195		23.643	156	199	14	1:28.844	45.116		19.992		23.736	155	200
7	1:36.540	45.654		21.350		29.536	58	199	15	1:29.364	45.785		20.089		23.490	156	199
8	5:33.771	4:42.095		22.850		28.826	54		16	1:28.824	45.329		19.995		23.500	156	201

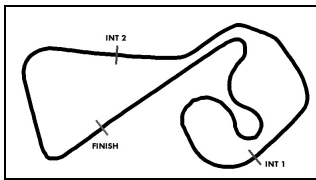
12	Larsson, SWE								theoretical besttime: 1:29.316								
1	2:43.238	1:52.272		23.715		27.251	151		9	5:11.957	4:21.341		21.514		29.102	48	
2	1:35.823	48.452		22.353		25.018	153	197	10	4:15.514	3:27.017		22.707		25.790	150	
3	1:32.059	47.339		20.449		24.271	154	198	11	1:30.942	47.005		19.995		23.942	154	197
4	1:33.403	48.352		20.652		24.399	149	197	12	1:29.845	45.827		20.064		23.954	154	200
5	1:31.642	47.110		20.106		24.426	151	189	13	1:29.764	45.997		20.227		23.540	155	199
6	1:30.937	46.323		20.523		24.091	154	198	14	1:31.022	45.881		20.460		24.681	151	200
7	1:31.093	46.892		20.367		23.834	154	198	15	1:30.486	46.588		19.949		23.949	151	198
8	1:40.031	47.663		22.217		30.151	47	199									

14	Langeveld, NLD								theoretical besttime: 1:28.101								
1	1:53.315	1:05.440		22.731		25.144	151		9	1:29.821	45.450		19.999		24.372	155	201
2	1:32.071	46.567		21.812		23.692	154	200	10	1:30.144	45.535		20.041		24.568	151	201
3	1:29.437	45.382		20.067		23.988	155	201	11	1:33.894	45.562		20.238		28.094	39	199
4	1:33.401	45.750		24.289		23.362	154	201	12	5:25.186	4:41.074		20.740		23.372	154	
5	1:29.643	45.267		20.653		23.723	155	201	13	1:32.851	45.707		19.735		27.409	157	199
6	1:28.920	45.541		19.994		23.385	155	201	14	1:29.411	45.355		19.472		24.584	140	200
7	1:28.660	45.546		19.748		23.366	154	200	15	1:35.144	46.595		19.773		28.776	42	194
8	1:28.697	45.465		19.868		23.364	154	200									

17	Preisig, CHE								theoretical besttime: 1:29.076								
1	2:49.870	2:01.686		21.855		26.329	157		8	3:52.125	3:07.785		20.526		23.814	157	
2	1:32.224	46.218		21.082		24.924	155	200	9	1:29.172	45.479		20.200		23.493	157	203
3	1:30.396	45.956		20.752		23.688	159	201	10	1:29.714	45.697		20.272		23.745	157	203
4	1:31.139	46.498		20.804		23.837	157	204	11	1:30.845	46.165		21.017		23.663	155	203
5	1:29.421	45.473		20.385		23.563	157	203	12	1:29.189	45.383		20.249		23.557	155	203
6	1:30.004	45.949		20.558		23.497	157	202	13	1:42.338	48.611		22.385		31.342	42	202
7	1:34.653	45.606		20.664		28.383	44	203	14	5:24.868	4:12.304		33.195		39.369	48	

18	van der Linde, ZAF								theoretical besttime: 1:27.159								
1	1:52.023	1:03.917		23.832		24.274	158		10	4:52.979	4:10.323		19.661		22.995	157	
2	1:30.628	46.369		20.374		23.885	157	204	11	1:27.528	44.698		19.496		23.334	156	202
3	1:28.806	45.829		19.655		23.322	151	204	12	1:27.402	44.783		19.466		23.153	157	202
4	1:28.040	45.339		19.543		23.158	156	199	13	1:33.539	44.978		21.103		27.458	59	203
5	1:27.958	44.985		19.543		23.430	154	202	14	3:09.549	2:26.764		19.525		23.260	155	
6	1:27.930	44.932		19.740		23.258	155	202	15	1:27.850	44.902		19.473		23.475	153	200
7	1:28.057	44.919		19.811		23.327	154	201	16	1:28.787	44.991		19.622		24.174	157	200
8	1:28.468	45.073		20.074		23.321	156	201	17	1:28.899	44.779		20.360		23.760	157	203
9	1:34.346	47.057		19.924		27.365	48	201									

19	Hofer, AUT								theoretical besttime: 1:27.966								
1	1:49.055	1:03.376		22.100		23.579	156		9	1:28.714	45.228		19.773		23.713	152	203
2	1:29.433	45.518		20.513		23.402	155	204	10	1:28.540	45.346		19.759		23.435	155	201
3	1:29.036	45.664		20.123		23.249	155	202	11	1:28.643	45.338		19.893		23.412	154	203
4	1:28.486	45.231		19.923		23.332	155	203	12	1:32.035	45.309		20.043		26.683	59	203
5	1:28.336	45.353		19.780		23.203	156	202	13	3:18.185	2:34.076		20.759		23.350	157	
6	1:31.397	46.927		20.211		24.259	156	201	14	1:29.040	45.128		20.142		23.770	153	203
7	1:28.314	45.206		19.741		23.367	155	203	15	1:33.794	45.134		20.985		27.675	57	202
8	1:28.800	45.022		20.394		23.384	156	203	16	3:41.829	2:40.777		20.042		41.010	36	



ADAC TCR Germany



Sector List Free Practice 2

Provisional

DMSB Reg. Nr.: 273/17

Sachsenring, Length: 3645m

Air temperature: 16.09°C

Track temperature: 21.56°C

Weather condition: Dry

Friday, September 15, 2017 14:15:00

Lap	Time	SE1	SP1	SE2	SP2	SE3	SP3	TSP	Lap	Time	SE1	SP1	SE2	SP2	SE3	SP3	TSP
20	Kankkunen, FIN								theoretical besttime: 1:28.857								
1	1:58.001	1:07.857		23.267		26.877	146		9	1:29.355	45.522		19.966		23.867	146	198
2	1:30.896	46.434		20.516		23.946	148	200	10	1:29.033	45.278		20.142		23.613	144	201
3	1:33.763	49.113		20.633		24.017	147	203	11	1:29.585	45.556		20.269		23.760	147	200
4	1:36.500	51.145		20.817		24.538	148	201	12	1:38.956	47.290		21.208		30.458	37	201
5	1:30.027	45.862		20.265		23.900	145	204	13	4:03.869	3:19.929		20.095		23.845	146	
6	1:29.905	45.715		20.520		23.670	146	201	14	1:30.507	46.375		20.381		23.751	145	202
7	1:39.462	46.164		20.732		32.566	41	202	15	1:31.072	45.766		21.069		24.237	134	201
8	6:32.125	5:48.050		20.189		23.886	145										

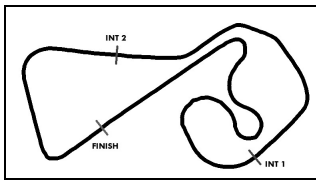
Lap	Time	SE1	SP1	SE2	SP2	SE3	SP3	TSP	Lap	Time	SE1	SP1	SE2	SP2	SE3	SP3	TSP
22	Proczyk, AUT								theoretical besttime: 1:27.922								
1	2:04.360	1:18.445		21.719		24.196	154		8	1:34.707	45.399		19.753		29.555	34	199
2	1:28.807	45.546		20.007		23.254	155	198	9	3:46.819	2:55.202		20.468		31.149	32	
3	1:34.343	49.873		20.517		23.953	155	200	10	4:58.771	4:09.351		23.045		26.375	155	
4	1:31.108	45.835		20.231		25.042	153	200	11	1:28.607	45.012		19.922		23.673	156	200
5	1:33.182	45.301		20.054		27.827	41	198	12	1:28.688	45.176		20.019		23.493	153	199
6	4:42.268	3:54.278		20.599		27.391	153		13	1:28.288	45.103		19.715		23.470	152	199
7	1:28.224	45.219		19.656		23.349	155	197	14	1:36.140	48.917		21.622		25.601	128	199

Lap	Time	SE1	SP1	SE2	SP2	SE3	SP3	TSP	Lap	Time	SE1	SP1	SE2	SP2	SE3	SP3	TSP
23	Steibel, DEU								theoretical besttime: 1:29.815								
1	2:14.773	1:28.264		22.143		24.366	153		9	1:31.108	47.269		20.157		23.682	152	182
2	1:31.897	47.301		20.903		23.693	152	196	10	1:29.917	46.442		19.999		23.476	153	197
3	1:30.105	46.340		20.266		23.499	152	197	11	1:45.776	46.514		29.818		29.444	58	199
4	1:30.262	46.523		20.055		23.684	152	196	12	3:45.170	3:00.474		20.987		23.709	155	
5	1:34.433	47.453		22.518		24.462	152	197	13	1:43.957	47.909		31.246		24.802	153	197
6	1:38.628	50.009		20.240		28.379	58	195	14	1:32.247	47.230		20.901		24.116	154	196
7	5:24.387	4:37.719		20.878		25.790	153		15	1:30.889	46.675		20.512		23.702	150	198
8	1:36.872	52.226		20.723		23.923	155	196									

Lap	Time	SE1	SP1	SE2	SP2	SE3	SP3	TSP	Lap	Time	SE1	SP1	SE2	SP2	SE3	SP3	TSP
28	Eberle, CHE								theoretical besttime: 1:28.411								
1	2:04.982	1:16.709		23.622		24.651	154		8	3:50.253	3:06.340		20.300		23.613	153	
2	1:29.609	45.808		20.197		23.604	155	200	9	1:30.047	45.969		20.575		23.503	152	198
3	1:29.245	45.784		19.748		23.713	154	200	10	1:38.526	49.071		21.482		27.973	59	200
4	1:31.154	47.776		20.024		23.354	155	200	11	4:41.282	3:54.007		23.070		24.205	153	
5	1:28.984	45.570		20.021		23.393	153	200	12	1:28.978	45.309		20.163		23.506	154	198
6	1:29.161	45.576		20.007		23.578	153	200	13	1:41.394			20.901		28.874	57	200
7	1:42.887	46.292		25.385		31.210	46	199	14	4:39.022	3:48.477		23.417		27.128	122	

Lap	Time	SE1	SP1	SE2	SP2	SE3	SP3	TSP	Lap	Time	SE1	SP1	SE2	SP2	SE3	SP3	TSP
29	Hesse, DEU								theoretical besttime: 1:29.151								
1	2:15.414	1:28.840		21.892		24.682	151		8	1:35.327	45.554		21.235		28.538	51	198
2	1:33.912	48.722		21.478		23.712	155	197	9	4:09.048	3:24.948		20.189		23.911	152	
3	1:29.850	46.154		19.990		23.706	153	197	10	1:30.192	46.078		20.199		23.915	153	199
4	1:35.833	46.990		21.003		27.840	51	199	11	1:30.635	45.964		20.384		24.287	154	199
5	6:19.600	5:35.362		20.416		23.822	151		12	1:30.280	45.993		20.218		24.069	152	200
6	1:29.770	46.112		19.891		23.767	154	196	13	1:35.669	46.033		20.344		29.292	57	198
7	1:29.321	45.603		19.978		23.740	154	198	14								

Lap	Time	SE1	SP1	SE2	SP2	SE3	SP3	TSP	Lap	Time	SE1	SP1	SE2	SP2	SE3	SP3	TSP
33	Holdener, CHE								theoretical besttime: 1:28.357								
1	2:09.468	1:25.311		20.481		23.676	156		10	1:29.839	46.212		20.014		23.613	154	196
2	1:31.684	46.825		20.674		24.185	152	200	11	1:29.553	45.692		20.123		23.738	151	198
3	1:29.370	45.707		20.071		23.592	156	197	12	1:28.776	45.588		19.639		23.549	154	198
4	1:30.137	45.879		20.189		24.069	155	200	13	1:29.035	45.658		19.882		23.495	154	198
5	1:28.982	45.582		19.960		23.440	156	199	14	1:28.674	45.424		19.775		23.475	153	197
6	1:34.653	50.966		20.063		23.624	151	199	15	1:29.145	45.618		19.818		23.709	155	198
7	1:30.853	46.029		20.494		24.330	155	197	16	1:31.152	47.196		20.571		23.385	154	183
8	1:37.892	48.932		20.585		28.375	45	197	17	1:28.608	45.353		19.833		23.422	154	198
9	3:53.996	3:09.765		20.408		23.823	147		18	1:28.646	45.333		19.725		23.588	153	197



ADAC TCR Germany



Sector List Free Practice 2

Provisional

DMSB Reg. Nr.: 273/17

Sachsenring, Length: 3645m

Air temperature: 16.09°C

Track temperature: 21.56°C

Weather condition: Dry

Friday, September 15, 2017 14:15:00

Lap	Time	SE1	SP1	SE2	SP2	SE3	SP3	TSP	Lap	Time	SE1	SP1	SE2	SP2	SE3	SP3	TSP
36	Calcum, DEU								theoretical besttime: 1:28.382								
1	2:06.246	1:20.241		21.080		24.925	155		8	1:34.352	46.064		20.449		27.839	44	203
2	1:31.872	47.046		20.571		24.255	156	202	9	7:42.176	6:55.702		22.617		23.857	158	
3	1:31.132	46.679		20.358		24.095	154	201	10	1:29.008	45.562		19.935		23.511	158	202
4	1:34.258	46.532		20.447		27.279	54	202	11	1:28.426	45.352		19.759		23.315	158	203
5	4:32.690	3:48.569		20.304		23.817	157		12	1:29.163	45.668		19.801		23.694	157	203
6	1:30.119	46.207		20.287		23.625	157	203	13	1:28.568	45.508		19.715		23.345	158	203
7	1:30.034	46.091		20.210		23.733	155	202	14	1:31.767	47.842		20.198		23.727	153	204

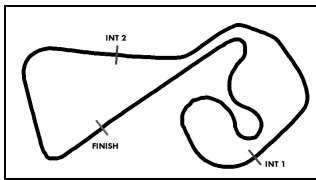
37	Brinkmann, DEU								theoretical besttime: 1:28.768								
1	2:16.499	1:27.778		22.281		26.440	151		9	1:37.930	49.215		23.434		25.281	155	199
2	1:34.049	49.809		20.839		23.401	155	187	10	1:29.656	45.978		20.068		23.610	155	199
3	1:28.830	45.486		19.968		23.376	156	200	11	1:31.913	46.603		21.346		23.964	154	199
4	1:29.059	45.640		19.906		23.513	152	198	12	1:36.606	45.859		20.336		30.411	44	199
5	1:38.706	46.350		21.319		31.037	38	198	13	4:23.230	3:39.510		20.075		23.645	153	
6	4:08.716	3:23.942		20.874		23.900	155		14	1:29.332	45.671		20.056		23.605	155	199
7	1:29.241	45.755		20.077		23.409	153	198	15	1:33.630	45.914		20.473		27.243	155	200
8	1:28.874	45.492		19.962		23.420	154	198	16	1:55.401	1:10.543		20.939		23.919	152	201

38	Wolfe, USA								theoretical besttime: 1:27.788								
1	1:51.233	1:03.287		23.370		24.576	148		9	4:15.839	3:32.328		20.012		23.499	146	
2	1:31.777	46.527		20.633		24.617	147	200	10	1:35.245	45.537		19.755		29.953	39	200
3	1:30.286	46.768		20.040		23.478	149	199	11	3:00.410	2:16.087		20.442		23.881	149	
4	1:28.893	45.477		19.891		23.525	149	201	12	1:28.309	45.075		19.801		23.433	150	201
5	1:33.113	45.157		19.928		28.028	38	200	13	1:28.157	45.036		19.977		23.144	150	202
6	5:00.456	4:16.638		20.196		23.622	148		14	1:28.010	45.038		19.608		23.364	149	201
7	1:29.298	45.406		20.240		23.652	146	199	15	1:35.779	45.127		21.241		29.411	44	202
8	1:36.086	45.539		20.052		30.495	36	199									

39	Thoma, CHE								theoretical besttime: 1:27.883								
1	1:49.497	1:03.054		22.821		23.622	155		9	1:29.194	45.946		19.745		23.503	153	197
2	1:36.361	46.316		25.610		24.435	154	200	10	1:28.987	45.741		19.843		23.403	154	197
3	1:30.086	46.165		20.495		23.426	155	198	11	1:33.359	45.568		19.873		27.918	53	200
4	1:28.615	45.438		19.944		23.233	155	199	12	3:41.590	2:50.494		24.023		27.073	146	
5	1:28.531	45.481		19.641		23.409	153	200	13	1:36.572	47.933		23.372		25.267	153	188
6	1:29.323	46.228		19.644		23.451	152	198	14	2:01.232	1:18.044		19.641		23.547	153	198
7	1:33.564	45.297		19.526		28.741	55	197	15	1:28.100	45.147		19.558		23.395	154	200
8	4:39.946	3:56.547		19.901		23.498	152		16	1:36.609	45.124		21.736		29.749	122	200

41	Kirsch, DEU								theoretical besttime: 1:27.413								
1	1:46.017	1:02.053		20.747		23.217	158		8	1:28.084	44.761		19.892		23.431	155	201
2	1:28.645	45.580		19.922		23.143	157	201	9	1:38.983	48.780		21.408		28.795	158	198
3	1:28.065	45.048		19.752		23.265	158	202	10	1:55.166	1:02.482		21.883		30.801	30	202
4	1:33.718	45.932		20.354		27.432	45	201	11	5:34.436	4:42.660		21.576		30.200	45	
5	6:06.348	5:22.044		20.480		23.824	156		12	2:26.093	1:28.454		23.999		33.640	38	
6	1:27.413	44.670		19.729		23.014	159	201	13	2:32.827	1:24.996		35.431		32.400	42	
7	1:31.084	46.067		21.313		23.704	157	201									

42	Niedertscheider, AUT								theoretical besttime: 1:28.540								
1	2:06.974	1:20.962		21.564		24.448	153		10	1:29.631	46.250		20.060		23.321	155	200
2	1:38.600	48.079		20.598		29.923	50	198	11	1:34.539	46.221		20.156		28.162	41	200
3	3:51.269	3:07.248		20.233		23.788	154		12	4:09.661	3:20.918		23.566		25.177	151	
4	1:30.141	46.364		20.170		23.607	155	200	13	1:30.808	47.101		20.056		23.651	154	192
5	1:29.537	45.730		20.520		23.287	155	201	14	1:29.804	45.879		19.765		24.160	156	200
6	1:29.397	45.759		20.152		23.486	154	200	15	1:28.654	45.575		19.740		23.339	156	201
7	1:28.800	45.586		19.714		23.500	152	200	16	1:28.738	45.739		19.730		23.269	153	201
8	1:29.282	46.208		19.823		23.251	152	199	17	1:32.967	45.585		22.634		24.748	145	201
9	1:29.846	46.542		19.763		23.541	153	200									



ADAC TCR Germany



Sector List Free Practice 2

Provisional

Sachsenring, Length: 3645m

Air temperature: 16.09°C

Track temperature: 21.56°C

Weather condition: Dry

DMSB Reg. Nr.: 273/17

Friday, September 15, 2017 14:15:00

Lap	Time	SE1	SP1	SE2	SP2	SE3	SP3	TSP	Lap	Time	SE1	SP1	SE2	SP2	SE3	SP3	TSP
44	Kaibach, DEU								theoretical besttime: 1:29.144								
1	2:04.005	1:13.280		24.199		26.526	149		9	1:34.713	45.916		20.242		28.555	48	199
2	1:49.524	57.642		25.337		26.545	144	139	10	4:07.370	3:17.557		24.518		25.295	149	
3	1:33.916	49.959		20.365		23.592	153	170	11	1:29.875	46.020		20.059		23.796	153	192
4	1:30.417	46.424		20.388		23.605	150	198	12	1:30.075	45.920		20.222		23.933	151	200
5	1:29.445	45.652		20.107		23.686	152	197	13	1:30.453	46.595		20.212		23.646	153	199
6	1:29.202	45.541		20.078		23.583	153	199	14	1:29.591	45.641					152	198
7	1:34.449	45.502		20.253		28.694	51	198	15	1:29.912	45.876		20.341		23.695	153	199
8	5:14.444	4:29.117		21.425		23.902	153		16	1:30.815	46.068		20.719		24.028	141	199

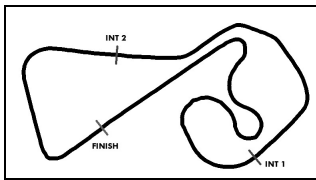
50	Braun, DEU								theoretical besttime: 1:28.830								
1	4:04.348	3:07.028		24.016		33.304	38		8	1:38.751	45.987		20.837		31.927	37	206
2	2:32.447	1:48.650		20.261		23.536	159		9	4:43.029	3:59.331		20.182		23.516	152	
3	1:30.648	46.416		20.454		23.778	158	206	10	1:29.464	45.952		20.023		23.489	157	204
4	1:29.579	46.014		19.925		23.640	151	206	11	1:29.832	46.228		19.890		23.714	157	204
5	1:31.396	45.609		21.654		24.133	154	206	12	1:29.689	46.111		20.011		23.567	152	204
6	1:29.735	46.263		19.929		23.543	152	203	13	1:50.898	52.197		24.054		34.647	41	204
7	1:37.102	49.996		21.659		25.447	157	206	14	4:26.586	3:43.365		19.790		23.431	156	

66	Jost, CHE								theoretical besttime: 1:28.053								
1	2:08.319	1:23.651		20.797		23.871	155		9	1:28.570	45.652		19.473		23.445	154	199
2	1:31.106	46.975		20.565		23.566	155	200	10	1:28.172	45.345		19.577		23.250	156	197
3	1:30.216	46.066		19.913		24.237	152	200	11	1:28.198	45.330		19.539		23.329	154	200
4	1:35.084	50.439		20.637		24.008	155	199	12	1:32.555	46.113		19.837		26.605	59	198
5	1:28.896	45.716		19.688		23.492	155	200	13	3:01.323	2:17.709		20.203		23.411	156	
6	1:28.974	45.879		19.786		23.309	154	199	14	1:29.590	45.618		20.565		23.407	157	200
7	1:37.662	46.882		20.521		30.259	36	200	15	1:29.707	45.429		19.687		24.591	126	201
8	6:48.019	5:59.833		22.710		25.476	154										

78	Danz, CHE								theoretical besttime: 1:28.114								
1	2:08.784	1:21.681		22.708		24.395	154		9	1:29.801	46.126		20.327		23.348	154	199
2	1:32.708	46.906		21.029		24.773	143	199	10	1:29.476	45.728		20.223		23.525	156	199
3	1:30.546	46.709		20.297		23.540	154	184	11	1:29.189	45.717		20.035		23.437	156	199
4	1:29.432	45.946		20.388		23.098	156	200	12	1:34.597	45.632		20.276		28.689	45	200
5	1:28.580	45.156		20.147		23.277	156	202	13	4:15.652	3:31.565		20.202		23.885	155	
6	1:45.432	45.523		31.077		28.832	57	201	14	1:29.388	45.536		19.860		23.992	154	200
7	5:05.610	4:21.541		20.787		23.282	154		15	1:28.998	45.745		19.909		23.344	157	200
8	1:29.972	46.014		20.436		23.522	153	199	16	1:32.906	45.270		23.583		24.053	155	201

84	Sandberg, NLD								theoretical besttime: 1:30.858								
1	2:39.699	1:45.510		26.752		27.437	146		10	4:22.909	3:36.639		21.622		24.648	154	
2	1:42.207	51.428		25.188		25.591	149	154	11	1:33.871	47.188		22.548		24.135	154	196
3	1:37.276	49.053		23.549		24.674	152	181	12	1:33.573	47.062		21.818		24.693	152	198
4	1:34.263	47.634		21.885		24.744	153	199	13	1:31.604	46.863		20.795		23.946	153	200
5	1:34.074	47.353		21.938		24.783	154	200	14	1:31.637	46.988		20.787		23.862	153	198
6	1:33.681	46.933		22.004		24.744	153	200	15	1:31.596	46.527		20.891		24.178	152	198
7	1:34.189	47.103		22.862		24.224	153	198	16	1:30.977	46.482		20.599		23.896	151	197
8	1:32.907	46.973		21.531		24.403	153	199	17	1:31.596	46.824		20.995		23.777	153	197
9	1:40.841	48.763		21.377		30.701	50	197									

88	Oestreich, DEU								theoretical besttime: 1:27.479								
1	1:47.713	1:02.487		21.473		23.753	157		7	1:29.407	45.225		20.466		23.716	156	200
2	1:28.905	45.483		19.934		23.488	157	200	8	1:32.384	45.042		19.805		27.537	36	200
3	1:28.395	45.172		19.757		23.466	156	200	9	8:44.160	7:56.660		19.912		27.588	46	
4	1:33.103	45.280		19.803		28.020	46	201	10	2:09.773	1:21.437		20.370		27.966	46	
5	6:07.569	5:22.125		20.004		25.440	158		11	2:04.895	1:16.985		19.666		28.244	44	
6	1:27.479	44.721		19.507		23.251	157	201									



ADAC TCR Germany



Sector List Free Practice 2

Provisional

DMSB Reg. Nr.: 273/17

Sachsenring, Length: 3645m

Air temperature: 16.09°C

Track temperature: 21.56°C

Weather condition: Dry

Friday, September 15, 2017 14:15:00

Lap	Time	SE1	SP1	SE2	SP2	SE3	SP3	TSP	Lap	Time	SE1	SP1	SE2	SP2	SE3	SP3	TSP
94	Richard, CHE								theoretical besttime: 1:27.556								
1	1:53.481	1:04.069		23.198		26.214	157		9	3:51.727	3:05.582		21.807		24.338	153	
2	1:33.357	46.982		21.798		24.577	158	196	10	1:29.772	46.503		19.937		23.332	165	194
3	1:30.330	46.382		20.119		23.829	162	199	11	1:27.619	45.027		19.492		23.100	164	200
4	1:29.568	45.941		20.051		23.576	156	200	12	1:27.838	45.016		19.520		23.302	162	200
5	1:29.933	45.644		20.738		23.551	165	200	13	1:28.180	45.191		19.604		23.385	163	202
6	1:29.042	45.543		19.906		23.593	163	200	14	1:28.282	45.451		19.440		23.391	164	200
7	1:36.560	45.833		19.893		30.834	48	200	15	1:28.607	45.581		19.681		23.345	164	202
8	5:38.892	4:49.759		21.269		27.864	55		16	1:29.026	45.507		19.745		23.774	157	202

Lap	Time	SE1	SP1	SE2	SP2	SE3	SP3	TSP	Lap	Time	SE1	SP1	SE2	SP2	SE3	SP3	TSP
98	Lautenschlager, DEU								theoretical besttime: 1:27.508								
1	2:40.189	1:47.778		25.813		26.598	151		9	1:33.770	49.459		21.115		23.196	153	181
2	1:29.949	45.851		20.468		23.630	151	198	10	1:28.493	44.821		20.111		23.561	151	200
3	1:31.219	45.456		21.880		23.883	152	198	11	1:28.548	44.999		19.702		23.847	149	199
4	1:28.852	45.504		19.807		23.541	151	197	12	1:33.097	49.260		20.397		23.440	154	150
5	1:28.681	45.456		19.780		23.445	153	198	13	1:30.106	46.768		20.023		23.315	154	200
6	1:28.122	45.156		19.667		23.299	153	198	14	1:27.809	45.101		19.491		23.217	154	200
7	1:40.989	49.487		22.256		29.246	55	199	15	1:38.073	48.061		21.345		28.667	49	200
8	5:01.474	4:09.845		25.035		26.594	137		16	3:37.660	2:47.610		21.322		28.728	40	

Lap	Time	SE1	SP1	SE2	SP2	SE3	SP3	TSP	Lap	Time	SE1	SP1	SE2	SP2	SE3	SP3	TSP
99	Zimmermann, DEU								theoretical besttime: 1:27.595								
1	2:47.425	2:00.095		21.213		26.117	155		9	3:46.936	3:01.717		21.086		24.133	155	
2	1:30.292	45.934		20.830		23.528	155	199	10	1:30.208	46.339		20.075		23.794	152	200
3	1:28.911	45.597		19.616		23.698	155	198	11	1:30.961	46.484		20.845		23.632	155	198
4	1:28.877	45.334		19.891		23.652	153	199	12	1:27.745	44.971		19.325		23.449	154	200
5	1:28.986	45.717		19.811		23.458	155	199	13	1:28.170	45.307		19.537		23.326	155	200
6	1:28.523	45.569		19.655		23.299	154	199	14	1:35.887	50.871		21.490		23.526	156	200
7	1:36.574	45.830		20.340		30.404	52	198	15	1:36.384	45.203		22.279		28.902	46	200
8	4:13.264	3:22.693		19.705		30.866	37										