



# ADAC GT Masters

## Result List Free Practice Trophy



Provisional

**DMSB** Reg. Nr.: 273/17

Sachsenring, Length: 3645m  
 Air temperature: 16.21°C  
 Track temperature: 20.78°C  
 Weather condition: Dry

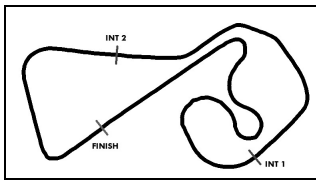
Friday, September 15, 2017 13:30:00

started : 16      classified : 15      not classified : 1

	Drivers	Team	Car	Lap	Best Time	Gap	Diff	Kph	Day Time
1	21 <b>L.Stolz(DEU)(J)</b> /L.Ludwig(DEU)	Mercedes-AMGTeamZAKSPEED/DE	Mercedes-AMG GT3	10	<b>1:18.388</b>			167.3	13:59:39
2	25 <b>M.Ortmann(DEU)(J)</b> /F.Salaquarda(CZE)	BWT Mücke Motorsport(DEU)	Audi R8 LMS	11	<b>1:18.859</b>	0.471	0.471	166.3	13:52:44
3	84 <b>P.Assenheimer(DEU)(J)</b> /M.Götz(DEU)	Mercedes-AMGTeamHTPMotorspor	Mercedes-AMG GT3	3	<b>1:19.076</b>	0.688	0.217	165.9	13:36:36
4	77 <b>J.Gounon(FRA)(J)</b> /R.van der Zande(NLD)	Callaway Competition(DEU)	Corvette C7 GT3	2	<b>1:19.159</b>	0.771	0.083	165.7	13:35:38
5	48 <b>I.Dontje(NLD)(J)</b> /M.Kirchhöfer(DEU)	Mercedes-AMGTeamHTPMotorspor	Mercedes-AMG GT3	16	<b>1:19.176</b>	0.788	0.017	165.7	14:01:14
6	20 <b>N.Sylvest(DNK)(J)</b> /Y.Buurman(NLD)	Mercedes-AMGTeamZAKSPEED/DE	Mercedes-AMG GT3	10	<b>1:19.221</b>	0.833	0.045	165.6	13:48:40
7	24 <b>A.Picariello(BEL)(J)</b> /J.Green(GBR)	BWT Mücke Motorsport(DEU)	Audi R8 LMS	6	<b>1:19.302</b>	0.914	0.081	165.4	13:41:06
8	3 <b>S.van der Linde(ZAF)(J)</b> /K.van der Linde(ZAF)	Aust Motorsport(DEU)	Audi R8 LMS	5	<b>1:19.379</b>	0.991	0.077	165.3	13:41:32
9	2 <b>J.Schmidt(CHE)(J)</b> /C.Haase(DEU)	MontaplastbyLand-Motorsport(DEU)	Audi R8 LMS	14	<b>1:19.386</b>	0.998	0.007	165.2	13:58:05
10	8 <b>R.Feller(CHE)(J)</b> /M.Ahlin-Kottulinsky(SWE)(J)	Audi Sport racing academy(DEU)	Audi R8 LMS	15	<b>1:19.475</b>	1.087	0.089	165.1	13:55:51
11	18 A.de Leener(BEL)/ <b>C.Friedrich(DEU)(J)</b>	KÜS TEAM75 Bernhard(DEU)	Porsche 911 GT3 R	4	<b>1:19.623</b>	1.235	0.148	164.8	13:42:18
12	4 <b>D.Marschall(DEU)(J)</b> /P.Niederhauser(CHE)	Aust Motorsport(DEU)	Audi R8 LMS	16	<b>1:19.854</b>	1.466	0.231	164.3	13:59:36
13	13 <b>S.Barth(DEU)(T)</b> /M.Hackländer(DEU)	RWT Racing(AUT)	Corvette C7 GT3	15	<b>1:20.079</b>	1.691	0.225	163.8	14:00:53
14	9 <b>C.Höher(AUT)(J)</b> /E.Erhart(DEU)	Audi Sport racing academy(DEU)	Audi R8 LMS	18	<b>1:20.330</b>	1.942	0.251	163.3	14:00:48
15	66 <b>J.Judek(DEU)(J)</b> /E.Lindholm(FIN)(J)	ADACNSA/AttemptoRacing Team(L	Lamborghini Huracan GT3	11	<b>1:24.144</b>	5.756	3.814	155.9	13:49:22
<b>Not classified</b>									
	22 R.Lips(CHE)(T)/M.Gassner(DEU)	MRS GT-Racing(DEU)	Nissan GT-RNISMOGT3						

**Subject to final scrutineering!**

Publication time:	Clerk of the Course:	Timekeeper: Steffen Ruhl
-------------------	----------------------	--------------------------



# ADAC GT Masters

## Sector List Free Practice Trophy



Provisional

Sachsenring, Length: 3645m  
 Air temperature: 16.21°C  
 Track temperature: 20.78°C  
 Weather condition: Dry

**DMSB** Reg. Nr.: 273/17

Friday, September 15, 2017 13:30:00

Lap	Time	SE1	SP1	SE2	SP2	SE3	SP3	TSP	Lap	Time	SE1	SP1	SE2	SP2	SE3	SP3	TSP
<b>2 Schmidt, CHE / Haase, DEU</b>									<b>theoretical besttime: 1:19.142</b>								
1	5:28.056	4:43.635		21.448		22.973	173		9	1:19.532	41.039		17.595		20.898	171	220
2	1:23.727	41.506		19.347		22.874	173	218	10	1:19.619	41.034		17.556		21.029	169	219
3	1:19.397	40.957		17.518		20.922	171	221	11	1:25.511	42.372		18.116		25.023	58	220
4	1:19.508	40.917		17.640		20.951	170	221	12	3:29.928	2:46.117		18.230		25.581	173	
5	1:19.453	<b>40.864</b>		17.688		20.901	169	219	13	1:19.762	41.214		17.583		20.965	173	220
6	1:24.278	41.705		18.231		24.342	58	220	14	<b>1:19.386</b>	40.947		<b>17.444</b>		20.995	173	<b>221</b>
7	4:15.780	3:32.460		20.172		23.148	173		15	1:19.394	41.038		17.522		<b>20.834</b>	<b>168</b>	220
8	1:20.245	41.365		18.006		20.874	170	220	16	1:19.542	40.940		17.586		21.016	171	220

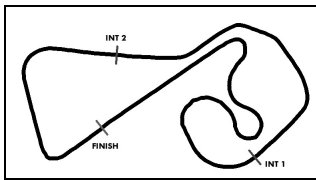
<b>3 van der Linde, ZAF / van der Linde, ZAF</b>									<b>theoretical besttime: 1:19.081</b>								
1	6:04.970	5:20.577		20.023		24.370	171		8	6:42.785	6:03.786		17.923		21.076	171	
2	1:21.572	42.535		18.024		21.013	174	216	9	1:19.550	41.053		17.603		20.894	174	220
3	1:19.655	41.172		17.612		<b>20.871</b>	175	220	10	1:19.623	41.294		<b>17.449</b>		20.880	173	221
4	1:26.252	41.021		18.076		27.155	171	<b>221</b>	11	1:19.612	41.043		17.618		20.951	173	221
5	<b>1:19.379</b>	<b>40.761</b>		17.650		20.968	174	221	12	1:19.457	40.974		17.516		20.967	171	221
6	1:20.560	40.953		17.679		21.928	173	221	13	1:23.133	41.060		17.829		24.244	58	219
7	1:22.621	40.911		17.593		24.117	58	220									

<b>4 Marschall, DEU / Niederhauser, CHE</b>									<b>theoretical besttime: 1:19.739</b>								
1	5:09.117	4:27.373		19.460		22.284	171		10	5:30.179	4:50.924		17.980		21.275	171	
2	1:21.296	41.629		17.763		21.904	171	218	11	1:20.395	41.467		17.924		21.004	173	219
3	1:20.153	41.387		17.787		20.979	174	219	12	1:23.393	42.604		19.264		21.525	173	220
4	1:20.063	41.245		17.775		21.043	173	220	13	1:20.335	41.484		17.778		21.073	173	220
5	1:26.928	44.897		19.954		22.077	174	221	14	1:20.257	41.408		17.845		21.004	173	220
6	1:20.125	41.414		17.775		<b>20.936</b>	175	220	15	1:20.028	41.323		<b>17.674</b>		21.031	173	221
7	1:20.240	41.163		17.941		21.136	173	<b>221</b>	16	<b>1:19.854</b>	<b>41.129</b>		17.744		20.981	174	220
8	1:19.907	41.134		17.717		21.056	171	220	17	1:23.531	41.402		17.893		24.236	57	221
9	1:23.670	41.230		17.825		24.615	57	220									

<b>8 Feller, CHE / Ahlin-Kottulinsky, SWE</b>									<b>theoretical besttime: 1:19.475</b>								
1	4:30.543	3:50.755		18.345		21.443	174		10	1:20.058	41.160		17.750		21.148	174	223
2	1:20.352	41.493		17.852		21.007	173	220	11	1:19.901	41.145		17.715		21.041	174	222
3	1:20.411	41.607		17.774		21.030	173	222	12	1:19.938	40.997		17.688		21.253	171	223
4	1:19.636	40.974		17.732		20.930	174	221	13	1:19.864	41.165		17.737		20.962	175	221
5	1:20.302	41.382		17.727		21.193	170	222	14	1:19.769	40.957		17.652		21.160	173	222
6	1:19.979	41.106		17.768		21.105	174	221	15	<b>1:19.475</b>	<b>40.932</b>		<b>17.624</b>		<b>20.919</b>	<b>174</b>	222
7	1:23.379	41.122		17.764		24.493	59	<b>223</b>	16	1:19.749	41.136		17.674		20.939	174	222
8	3:57.157	3:16.557		18.807		21.793	173		17	1:19.775	41.024		17.678		21.073	174	222
9	1:20.346	41.358		17.902		21.086	173	222	18	1:23.983	41.170		17.743		25.070	59	222

<b>9 Höher, AUT / Erhart, DEU</b>									<b>theoretical besttime: 1:20.274</b>								
1	5:04.875	4:19.447		22.348		23.080	166		10	1:24.755	41.502		21.252		22.001	171	220
2	1:23.520	42.985		18.936		21.599	170	216	11	1:21.124	41.784		18.082		21.258	171	220
3	1:21.010	41.719		18.170		21.121	170	219	12	1:20.553	41.423		17.994		21.136	173	221
4	1:20.660	41.376		17.993		21.291	173	221	13	1:20.367	41.376		17.885		21.106	174	221
5	1:20.388	41.342		17.946		<b>21.100</b>	171	222	14	1:21.079	41.444		18.431		21.204	173	222
6	1:20.534	41.412		17.922		21.200	170	222	15	1:26.359	41.413		21.057		23.889	173	221
7	1:21.012	41.427		18.303		21.282	174	222	16	1:21.337	41.812		18.144		21.381	173	<b>223</b>
8	1:24.511	41.618		18.455		24.438	59	222	17	1:20.641	41.674		<b>17.859</b>		21.108	174	222
9	3:54.858	3:15.392		18.135		21.331	173		18	<b>1:20.330</b>	<b>41.315</b>		17.901		21.114	174	223

<b>13 Barth, DEU / Hackländer, DEU</b>									<b>theoretical besttime: 1:19.886</b>								
1	8:44.340	8:01.706		20.267		22.367	173		9	1:20.451	41.526		17.899		21.026	175	226
2	1:22.414	42.545		18.022		21.847	174	222	10	1:20.107	41.426		17.682		<b>20.999</b>	<b>178</b>	225
3	1:20.883	41.840		17.889		21.154	175	224	11	1:20.171	41.417		17.709		21.045	177	226
4	1:20.237	41.290		17.750		21.197	168	<b>228</b>	12	1:21.000	41.428		17.914		21.658	177	226
5	1:20.555	41.615		17.732		21.208	175	222	13	1:25.170	42.232		18.462		24.476	60	226
6	1:25.328	41.672		18.450		25.206	60	225	14	3:14.275	2:35.540		<b>17.637</b>		21.098	177	
7	2:36.787	1:57.107		18.166		21.514	177		15	<b>1:20.079</b>	<b>41.250</b>		17.725		21.104	175	226
8	1:20.734	41.393		18.095		21.246	175	224									



# ADAC GT Masters

## Sector List Free Practice Trophy



Provisional

Sachsenring, Length: 3645m  
 Air temperature: 16.21°C  
 Track temperature: 20.78°C  
 Weather condition: Dry

**DMSB** Reg. Nr.: 273/17

Friday, September 15, 2017 13:30:00

Lap	Time	SE1	SP1	SE2	SP2	SE3	SP3	TSP	Lap	Time	SE1	SP1	SE2	SP2	SE3	SP3	TSP
-----	------	-----	-----	-----	-----	-----	-----	-----	-----	------	-----	-----	-----	-----	-----	-----	-----

### 18 de Leener, BEL / Friedrich, DEU

**theoretical besttime: 1:19.549**

1	8:17.301	7:34.940		19.903		22.458	174		5	1:20.568	41.681		17.755		21.132	175	<b>226</b>
2	1:21.038	42.141		17.810		21.087	177	223	6	1:19.921	41.212		17.733		20.976	174	225
3	1:19.652	41.209		<b>17.648</b>		<b>20.795</b>	175	225	7	1:24.262	41.717		17.843		24.702	58	224
4	<b>1:19.623</b>	<b>41.106</b>		17.656		20.861	175	225									

### 20 Sylvest, DNK / Buurman, NLD

**theoretical besttime: 1:18.998**

1	3:39.434	2:58.600		19.351		21.483	173		10	<b>1:19.221</b>	41.066		<b>17.372</b>		20.783	174	219
2	1:20.564	41.690		17.898		20.976	174	218	11	1:19.248	41.070		17.390		20.788	173	220
3	1:19.374	41.063		17.576		<b>20.735</b>	171	219	12	1:19.788	41.345		17.581		20.862	173	220
4	1:19.442	41.205		17.478		20.759	174	219	13	1:23.317	41.095		17.668		24.554	54	220
5	1:19.681	41.116		17.697		20.868	174	219	14	2:28.480	1:50.050		17.614		20.816	173	
6	1:23.424	41.229		17.608		24.587	53	220	15	1:19.306	<b>40.891</b>		17.418		20.997	171	220
7	4:19.368	3:40.607		17.788		20.973	173		16	1:19.282	41.091		17.441		20.750	173	<b>221</b>
8	1:19.558	41.181		17.594		20.783	173	220	17	1:23.484	41.135		17.643		24.706	54	220
9	1:19.325	41.118		17.448		20.759	171	219									

### 21 Stolz, DEU / Ludwig, DEU

**theoretical besttime: 1:18.309**

1	11:32.820	10:50.547		18.968		23.305	174		7	2:31.619	1:48.809		17.558		25.252	53	
2	1:24.448	41.837		18.014		24.597	174	219	8	2:33.989	1:49.482		17.833		26.674	48	
3	1:19.181	41.007		17.523		20.651	174	220	9	4:55.747	4:17.706		17.389		20.652	173	
4	1:18.691	40.856		17.224		20.611	175	221	10	<b>1:18.388</b>	40.850		<b>17.071</b>		<b>20.467</b>	<b>175</b>	220
5	1:18.721	<b>40.771</b>		17.246		20.704	174	<b>221</b>	11	1:30.175	44.166		19.347		26.662	50	221
6	1:25.095	41.749		18.165		25.181	52	220									

### 22 Lips, CHE / Gassner, DEU

**theoretical besttime:**

1	13:50.745	13:02.571		<b>20.660</b>		27.514	48										
---	-----------	-----------	--	---------------	--	--------	----	--	--	--	--	--	--	--	--	--	--

### 24 Picariello, BEL / Green, GBR

**theoretical besttime: 1:19.149**

1	4:21.636	3:39.187		19.679		22.770	173		9	1:20.066	41.334		17.630		21.102	175	221
2	1:24.454	44.158		18.851		21.445	174	219	10	1:19.582	41.270		17.480		20.832	177	222
3	1:19.307	41.133		<b>17.380</b>		<b>20.794</b>	174	221	11	1:21.147	41.298		18.229		21.620	175	<b>223</b>
4	1:21.111	<b>40.975</b>		18.220		21.916	175	221	12	1:19.763	41.348		17.535		20.880	175	222
5	1:19.941	41.370		17.606		20.965	175	222	13	1:19.823	41.281		17.605		20.937	175	222
6	<b>1:19.302</b>	41.043		17.465		20.794	175	222	14	1:22.894	41.445		17.416		24.033	60	222
7	1:19.604	41.109		17.626		20.869	177	222	15	2:34.117	1:51.655		18.422		24.040	59	
8	1:30.727	47.486		21.060		22.181	174	222	16	2:32.292	1:49.874		18.183		24.235	60	

### 25 Ortmann, DEU / Salaquarda, CZE

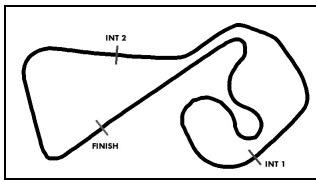
**theoretical besttime: 1:18.796**

1	4:51.244	4:04.053		22.712		24.479	170		7	1:19.488	<b>40.813</b>		17.323		21.352	175	<b>223</b>
2	1:29.839	44.949		20.676		24.214	173	216	8	1:26.224	44.110		17.734		24.380	59	223
3	1:20.111	41.565		17.684		20.862	175	221	9	5:41.245	5:02.736		17.556		20.953	174	
4	1:19.136	40.871		17.377		20.888	174	223	10	1:19.148	40.951		17.309		20.888	175	222
5	1:18.987	40.830		17.359		20.798	175	222	11	<b>1:18.859</b>	40.876		<b>17.262</b>		<b>20.721</b>	<b>175</b>	223
6	1:19.016	40.831		17.374		20.811	175	223	12	1:23.562	41.129		17.895		24.538	59	222

### 48 Dontje, NLD / Kirchhöfer, DEU

**theoretical besttime: 1:19.027**

1	4:03.183	3:19.697		20.561		22.925	171		9	1:22.484	41.092		17.477		23.915	58	221
2	1:23.693	43.708		18.518		21.467	175	194	10	5:32.960	4:52.772		17.747		22.441	177	
3	1:19.689	41.400		17.567		<b>20.722</b>	175	220	11	1:19.665	41.000		17.816		20.849	178	222
4	1:19.266	40.983		17.501		20.782	175	222	12	1:19.459	41.022		17.496		20.941	177	222
5	1:22.758	41.039		17.672		24.047	58	222	13	1:19.679	41.180		17.503		20.996	175	222
6	4:12.068	3:31.607		17.878		22.583	177		14	1:19.184	<b>40.925</b>		17.417		20.842	177	223
7	1:19.627	40.989		17.678		20.960	177	222	15	1:20.701	41.058		18.106		21.537	174	<b>224</b>
8	1:19.713	41.075		17.594		21.044	175	222	16	<b>1:19.176</b>	40.998		<b>17.380</b>		20.798	175	222



# ADAC GT Masters

## Sector List Free Practice Trophy



Provisional

Sachsenring, Length: 3645m  
 Air temperature: 16.21°C  
 Track temperature: 20.78°C  
 Weather condition: Dry

**DMSB** Reg. Nr.: 273/17

Friday, September 15, 2017 13:30:00

Lap	Time	SE1	SP1	SE2	SP2	SE3	SP3	TSP	Lap	Time	SE1	SP1	SE2	SP2	SE3	SP3	TSP
<b>66</b> Judek, DEU / Lindholm, FIN									<b>theoretical besttime: 1:22.780</b>								
1	2:56.499	2:11.645		21.652		23.202	169		9	3:35.625	2:53.526		19.288		22.811	173	
2	1:27.473	45.325		19.717		22.431	169	218	10	1:25.225	43.556		18.935		22.734	173	<b>221</b>
3	1:25.567	44.031		19.410		22.126	169	219	11	<b>1:24.144</b>	<b>43.305</b>		19.089		21.750	173	221
4	1:24.588	43.819		18.904		21.865	170	220	12	1:29.406	43.870		18.980		26.556	55	220
5	1:24.470	43.593		18.928		21.949	171	219	13	2:30.694	1:50.616		18.504		<b>21.574</b>	<b>173</b>	
6	1:24.611	43.366		18.861		22.384	165	220	14	1:31.867	46.261		20.364		25.242	59	220
7	1:24.297	43.404		18.875		22.018	171	217	15	2:43.700	1:58.045		19.795		25.860	59	
8	1:29.439	43.751		19.053		26.635	58	220	16	2:33.961	1:51.066		<b>17.901</b>		24.994	59	
<b>77</b> Gounon, FRA / van der Zande, NLD									<b>theoretical besttime: 1:18.812</b>								
1	4:18.311	3:35.991		20.268		22.052	178		8	1:19.184	40.830		17.532		<b>20.822</b>	<b>178</b>	227
2	<b>1:19.159</b>	40.990		<b>17.327</b>		20.842	178	<b>230</b>	9	1:20.050	40.857		17.839		21.354	180	226
3	1:19.229	<b>40.663</b>		17.614		20.952	178	227	10	1:22.627	41.088		17.593		23.946	60	228
4	1:19.279	40.772		17.539		20.968	180	225	11	4:36.281	3:54.303		17.618		24.360	182	
5	1:22.498	40.983		17.614		23.901	60	228	12	1:19.455	40.917		17.636		20.902	178	229
6	6:46.816	6:06.123		17.748		22.945	180		13	1:19.789	41.099		17.703		20.987	178	230
7	1:19.605	41.088		17.586		20.931	180	228	14	1:19.369	40.962		17.556		20.851	180	228
<b>84</b> Assenheimer, DEU / Götz, DEU									<b>theoretical besttime: 1:19.076</b>								
1	3:54.768	3:11.593		20.622		22.553	174		10	1:19.858	41.227		17.611		21.020	174	223
2	1:21.516	42.451		17.875		21.190	177	219	11	1:23.415	41.153		17.890		24.372	59	222
3	<b>1:19.076</b>	<b>40.838</b>		<b>17.381</b>		<b>20.857</b>	175	222	12	2:53.118	2:12.272		18.342		22.504	175	
4	1:19.619	41.088		17.631		20.900	177	222	13	1:24.527	41.111		17.898		25.518	177	222
5	1:20.112	41.280		17.811		21.021	177	222	14	1:19.867	41.024		17.802		21.041	178	223
6	1:23.547	41.029		18.044		24.474	59	223	15	1:20.458	40.952		17.481		22.025	177	223
7	3:06.085	2:22.368		19.637		24.080	177		16	1:19.625	41.235		17.429		20.961	177	223
8	1:19.378	40.953		17.456		20.969	177	<b>223</b>	17	1:19.596	40.966		17.523		21.107	174	223
9	1:23.422	41.278		17.738		24.406	177	222	18	1:24.667	41.351		18.033		25.283	59	222