



ADAC TCR Germany

Result List Free Practice 1



Provisional

DMSB Reg. Nr.: 273/17

Friday, September 15, 2017 9:30:00

Sachsenring, Length: 3645m

Air temperature: 12.38°C

Track temperature: 13.66°C

Weather condition: Dry

started : 33 classified : 33 not classified : 0

Nr.	Drivers	Team	Lap	Best Time	Gap	Diff	Kph	Day Time
Cl.	Car	Competitor						
1	41 S.Kirsch(DEU) Honda Civic TCR	Honda Team ADAC Sachsen ADAC Sachsen e.V.	18	1:29.048			147.3	10:14:59
2	7 M.Halder(DEU) SEAT Leon TCR	Wolf-Power Racing 2 Wolf-Power Racing	10	1:29.647	0.599	0.599	146.3	10:13:45
3	98 T.Lautenschlager(DEU) Audi RS 3 LMS	Target Competition GER Target srl.	20	1:29.737	0.689	0.090	146.2	10:15:21
4	1 J.Files(GBR) Honda Civic TCR	Target Competition UK-SUI(GBR) Target srl.	13	1:29.837	0.789	0.100	146.0	10:15:12
5	14 N.Langeveld(NLD) Audi RS 3 LMS	Racing One Racing One GmbH	22	1:29.929	0.881	0.092	145.9	10:15:08
6	18 S.van der Linde(ZAF) Audi RS 3 LMS	AC 1927 Mayen e.V. im ADAC AC 1927 Mayen e.V. im ADAC	19	1:30.070	1.022	0.141	145.6	10:13:47
7	8 L.Engstler(DEU) R VW Golf GTI TCR	JUNIOR TEAM ENGSTLER(DEU) LIQUI MOLY Team Engstler	19	1:30.071	1.023	0.001	145.6	10:15:03
8	66 R.Jost(CHE) SEAT Leon TCR	TOPCAR Sport TOPCAR Sport	23	1:30.583	1.535	0.512	144.8	10:15:30
9	37 M.Brinkmann(DEU) SEAT Leon TCR	TOPCAR Sport TOPCAR Sport	21	1:30.697	1.649	0.114	144.6	10:16:08
10	19 M.Hofer(AUT) Audi RS 3 LMS	AC 1927 Mayen e.V. im ADAC AC 1927 Mayen e.V. im ADAC	21	1:30.724	1.676	0.027	144.6	10:13:35
11	10 A.Buri(FIN) Audi RS 3 LMS	LMS Racing(FIN) LMS Racing	12	1:30.762	1.714	0.038	144.5	10:16:17
12	2 A.Morgan(GBR) SEAT Leon TCR	Wolf-Power Racing 2 Wolf-Power Racing	19	1:30.779	1.731	0.017	144.5	10:13:47
13	88 M.Oestreich(DEU) Honda Civic TCR	Honda Team ADAC Sachsen ADAC Sachsen e.V.	18	1:30.936	1.888	0.157	144.2	10:15:03
14	22 H.Proczyk(AUT) SEAT Leon TCR	HP Racing HP Racing	13	1:30.952	1.904	0.016	144.2	10:15:47
15	28 P.Eberle(CHE) SEAT Leon TCR	Steibel Motorsport(CZE) Pascal Eberle	19	1:30.969	1.921	0.017	144.2	10:15:34
16	39 F.Thoma(CHE) VW Golf GTI TCR	JUNIOR TEAM ENGSTLER(DEU) LIQUI MOLY Team Engstler	19	1:31.208	2.160	0.239	143.8	10:13:34
17	44 S.Kaibach(DEU) Audi RS 3 LMS	Aust Motorsport(DEU) Aust Motorsport	21	1:31.211	2.163	0.003	143.8	10:15:21
18	42 L.Niedertscheider(AUT) SEAT Leon TCR	Niedertscheider Motorsport(AUT) Niedertscheider Motorsport	20	1:31.213	2.165	0.002	143.8	10:16:00
19	94 K.Richard(CHE) Honda Civic TCR	Target Competition UK-SUI(GBR) Target srl.	17	1:31.642	2.594	0.429	143.1	10:15:14
20	99 T.Zimmermann(DEU) Audi RS 3 LMS	Target Competition GER Target srl.	17	1:31.696	2.648	0.054	143.1	10:13:43
21	50 G.Braun(DEU) Opel Astra TCR	Lubner Motorsport(DEU) Lubner Motorsport	21	1:31.739	2.691	0.043	143.0	10:15:49
22	20 N.Kankkunen(FIN) Audi RS 3 LMS	LMS Racing(FIN) LMS Racing	11	1:32.799	3.751	1.060	141.4	10:16:04
23	23 S.Steibel(DEU) VW Golf GTI TCR	Steibel Motorsport(CZE) AMC-Burgau e.V.	19	1:33.424	4.376	0.625	140.4	10:15:54
24	9 S.Goede(DEU) VW Golf GTI TCR	TEAM ENGSTLER USA LIQUI MOLY Team Engstler	18	1:34.119	5.071	0.695	139.4	10:15:17
25	33 O.Holdener(CHE) SEAT Leon TCR	Young Driver Challenge(DEU) Young Driver Challenge	20	1:34.647	5.599	0.528	138.6	10:15:46
26	78 F.Danz(CHE) SEAT Leon TCR	Schlaeppli Race-Tec(CHE) Schlaeppli Race-Tec	20	1:34.755	5.707	0.108	138.4	10:15:57



ADAC TCR Germany

Result List Free Practice 1



Provisional

DMSB Reg. Nr.: 273/17

Friday, September 15, 2017 9:30:00

Sachsenring, Length: 3645m

Air temperature: 12.38°C

Track temperature: 13.66°C

Weather condition: Dry

started : 33 classified : 33 not classified : 0

Nr.	Drivers	Team	Lap	Best Time	Gap	Diff	Kph	Day Time
Cl.	Car	Competitor						
27	29 M.Hesse(DEU) R Audi RS 3 LMS	Aust Motorsport(DEU) Aust Motorsport	14	1:34.885	5.837	0.130	138.2	10:01:38
28	38 J.Wolfe(USA) VW Golf GTI TCR	TEAM ENGSTLER USA LIQUI MOLY Team Engstler	19	1:34.976	5.928	0.091	138.1	10:15:45
29	11 J.Schmarl(AUT) Honda Civic TCR	Target Competition AUT-POR Target srl.	18	1:35.359	6.311	0.383	137.6	10:13:45
30	12 S.Larsson(SWE) Audi RS 3 LMS	Target Competition SWE-POL Target srl.	18	1:35.972	6.924	0.613	136.7	10:15:45
31	84 M.Sandberg(NLD) Audi RS 3 LMS	Racing One 2 Racing One GmbH	20	1:37.687	8.639	1.715	134.3	10:15:39
32	17 J.Preisig(CHE) Opel Astra TCR	Lubner Motorsport(DEU) Lubner Motorsport	10	1:41.119	12.071	3.432	129.7	10:00:11
33	36 D.Calcum(DEU) Opel Astra TCR	Schlaepfi Race-Tec(CHE) Schlaepfi Race-Tec	4	1:44.267	15.219	3.148	125.8	9:37:47

Subject to final scrutineering!

Publication time:

Clerk of the Course:

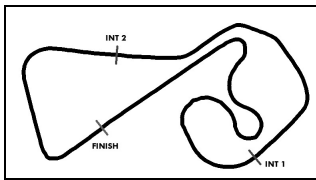
Timekeeper: Steffen Ruhl

ver: 1.0

www.adac.de/motorsport

Page 2/ 2 printed: 15.9.2017 10:20

CERTINA
S W I S S W A T C H E S



ADAC TCR Germany



Sector List Free Practice 1

Provisional

DMSB Reg. Nr.: 273/17

Friday, September 15, 2017 9:30:00

Sachsenring, Length: 3645m

Air temperature: 12.38°C

Track temperature: 13.66°C

Weather condition: Dry

Lap	Time	SE1	SP1	SE2	SP2	SE3	SP3	TSP	Lap	Time	SE1	SP1	SE2	SP2	SE3	SP3	TSP
1 Files, GBR									theoretical besttime: 1:30.236								
1	18:44.787	17:51.092		25.785		27.910	140		8	1:32.597	47.805		19.963		24.829	148	200
2	1:49.847	54.828		24.000		31.019	57	195	9	1:31.436	46.684		19.715		25.037	164	199
3	4:28.067	3:38.700		23.056		26.311	147		10	1:35.132	45.935		19.630		29.567	51	203
4	1:37.915	50.530		21.570		25.815	143	198	11	6:06.256	5:17.881		21.642		26.733	166	
5	1:34.394	48.628		20.461		25.305	164	198	12	1:34.413	47.515		21.170		25.728	148	202
6	1:33.620	47.870		20.581		25.169	147	203	13	1:29.837	45.777					149	200
7	1:33.887	47.549		20.943		25.395	148	201									

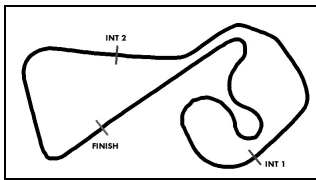
Lap	Time	SE1	SP1	SE2	SP2	SE3	SP3	TSP	Lap	Time	SE1	SP1	SE2	SP2	SE3	SP3	TSP
2 Morgan, GBR									theoretical besttime: 1:30.679								
1	2:39.123	1:40.582		27.030		31.511	55		11	1:35.270	49.537		20.469		25.264	154	201
2	4:42.612	3:37.769		31.789		33.054	142		12	1:35.023	49.564		20.515		24.944	153	201
3	1:56.504	1:00.437		27.157		28.910	147	165	13	1:33.295	48.604		20.219		24.472	154	200
4	1:52.790	59.003		25.820		27.967	149	148	14	1:33.573	47.427		21.197		24.949	155	200
5	2:06.924	1:00.992		28.641		37.291	39	193	15	1:33.032	47.240		20.531		25.261	154	201
6	5:39.904	4:47.548		24.421		27.935	151		16	1:32.047	47.639		19.989		24.419	154	201
7	1:41.666	51.919		23.264		26.483	152	200	17	1:56.465	46.988		29.116		40.361	31	202
8	1:38.902	50.625		22.190		26.087	152	200	18	5:22.581	4:31.513		21.593		29.475	156	
9	1:38.528	51.227		21.453		25.848	152	200	19	1:30.779	46.318		20.089		24.372	155	202
10	1:37.515	50.921		21.181		25.413	153	199	20	1:32.099	47.133		20.083		24.883	157	202

Lap	Time	SE1	SP1	SE2	SP2	SE3	SP3	TSP	Lap	Time	SE1	SP1	SE2	SP2	SE3	SP3	TSP
7 Halder, DEU									theoretical besttime: 1:29.647								
1	18:57.117	18:04.457		24.836		27.824	149		7	1:37.217	46.822		20.837		29.558	48	199
2	1:39.950	51.438					152	195	8	8:26.458	7:18.783		24.185		43.490	25	
3	1:36.979	49.755		20.978		26.246	147	197	9	5:15.808	4:24.887		22.065		28.856	154	
4	1:34.675	48.823		20.725		25.127	152	198	10	1:29.647	45.995		19.611		24.041	157	201
5	1:34.226	48.011		21.150		25.065	154	199	11	1:30.622	46.376		19.787		24.459	153	200
6	1:32.315	47.658		20.041		24.616	153	198									

Lap	Time	SE1	SP1	SE2	SP2	SE3	SP3	TSP	Lap	Time	SE1	SP1	SE2	SP2	SE3	SP3	TSP
8 Engstler, DEU									theoretical besttime: 1:29.871								
1	2:06.739	1:10.712		26.421		29.606	144		11	1:35.790	48.805		21.778		25.207	151	197
2	1:51.605	56.362		26.742		28.501	145	193	12	1:35.333	49.013		21.338		24.982	152	199
3	1:44.359	53.620		23.508		27.231	144	195	13	1:34.629	48.285		21.038		25.306	152	197
4	1:42.387	52.579		23.066		26.742	146	193	14	1:35.532	47.881		21.287		26.364	150	197
5	1:43.119	51.786		24.760		26.573	149	193	15	1:32.800	47.670		20.480		24.650	153	196
6	1:39.680	51.118		22.635		25.927	150	195	16	1:37.693	47.258		22.053		28.382	57	198
7	2:02.729	53.851		31.816		37.062	52	194	17	7:22.528	6:36.894		21.041		24.593	153	
8	9:03.374	8:13.251		23.397		26.726	147		18	1:30.809	46.482		20.125		24.202	152	196
9	1:37.899	50.042		21.545		26.312	148	193	19	1:30.071	45.838		19.831		24.402	152	199
10	1:35.951	49.136		21.350		25.465	153	195									

Lap	Time	SE1	SP1	SE2	SP2	SE3	SP3	TSP	Lap	Time	SE1	SP1	SE2	SP2	SE3	SP3	TSP
9 Goede, DEU									theoretical besttime: 1:34.119								
1	2:12.267	1:10.952		29.929		31.386	143		10	1:45.938	53.917		25.278		26.743	149	196
2	1:56.502	57.697		28.768		30.037	140	190	11	1:43.861	54.256		23.321		26.284	151	194
3	1:56.591	59.623		28.251		28.717	147	189	12	1:42.683	54.008		22.733		25.942	152	195
4	1:51.251	57.132		25.946		28.173	146	193	13	1:42.006	53.101		22.811		26.094	152	193
5	1:49.516	56.429		25.446		27.641	149	192	14	1:40.780	51.914		22.531		26.335	151	194
6	2:09.849	1:07.104		24.932		37.813	35	193	15	1:45.031	50.458		22.593		31.980	52	196
7	5:43.188	4:46.777		28.241		28.170	143		16	10:30.860	9:42.383		23.313		25.164	151	
8	1:48.393	55.766		24.715		27.912	147	190	17	1:37.428	49.749		21.405		26.274	155	196
9	1:46.623	55.313		24.271		27.039	151	193	18	1:34.119	48.727		20.515		24.877	153	198

Lap	Time	SE1	SP1	SE2	SP2	SE3	SP3	TSP	Lap	Time	SE1	SP1	SE2	SP2	SE3	SP3	TSP
10 Buri, FIN									theoretical besttime:								
1	4:00.812					4:00.812			7	1:34.367							
2	1:48.211								8	1:35.197							
3	1:45.070								9	1:34.801							
4	2:04.277								10	8:25.155							
5	17:09.462								11	1:31.923							
6	3:17.168								12	1:30.762							



ADAC TCR Germany



Sector List Free Practice 1

Provisional

DMSB Reg. Nr.: 273/17

Friday, September 15, 2017 9:30:00

Sachsenring, Length: 3645m

Air temperature: 12.38°C

Track temperature: 13.66°C

Weather condition: Dry

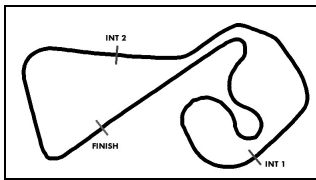
Lap	Time	SE1	SP1	SE2	SP2	SE3	SP3	TSP	Lap	Time	SE1	SP1	SE2	SP2	SE3	SP3	TSP
11 Schmarl, AUT									theoretical besttime: 1:33.186								
1	2:59.495	2:02.859		26.786		29.850	152		11	1:48.341	57.890		24.181		26.270	155	192
2	1:47.866	54.652		25.403		27.811	153	196	12	1:38.707	50.328		22.427		25.952	151	198
3	1:40.937	51.710		23.146		26.081	155	197	13	1:36.904	49.172		22.234		25.498	154	200
4	1:39.668	50.938		22.774		25.956	153	197	14	1:41.407	49.310		22.696		29.401	57	200
5	1:38.847	50.277		22.886		25.684	152	198	15	5:29.903	4:36.840		25.946		27.117	152	
6	1:38.304	50.090		22.664		25.550	154	199	16	1:45.157	50.141		22.402		32.614	56	196
7	2:16.215	1:02.704		32.431		41.080	26	199	17	5:53.151	5:02.621		24.411		26.119	154	
8	5:01.382	4:03.106		27.436		30.840	143		18	1:35.359	47.672		20.790		26.897	156	200
9	1:47.490	55.490		24.211		27.789	148	192	19	1:37.447	46.936		20.752		29.759	155	201
10	1:46.124	52.617		23.381		30.126	137	196									

Lap	Time	SE1	SP1	SE2	SP2	SE3	SP3	TSP	Lap	Time	SE1	SP1	SE2	SP2	SE3	SP3	TSP
12 Larsson, SWE									theoretical besttime: 1:35.967								
1	2:20.908	1:23.298		28.195		29.415	146		10	1:48.156	56.198		24.353		27.605	145	194
2	1:51.839	57.423		26.743		27.673	150	194	11	1:50.161	55.133		23.331		31.697	53	175
3	1:46.309	54.168		25.668		26.473	146	194	12	4:45.836	3:50.228		26.427		29.181	148	
4	1:42.619	52.945		23.426		26.248	148	194	13	1:48.474	56.520		24.447		27.507	149	194
5	1:43.662	52.050		25.519		26.093	149	197	14	1:44.530	54.938		22.707		26.885	146	153
6	1:41.195	51.557		23.501		26.137	147	197	15	1:50.460	53.219		23.054		34.187	45	195
7	2:00.529	54.950		30.294		35.285	33	195	16	6:02.280	5:11.778		23.652		26.850	148	
8	7:39.457	6:39.041		28.901		31.515	135		17	1:37.629	50.531		21.931		25.167	150	196
9	1:54.368	59.886		25.928		28.554	143	164	18	1:35.972	49.736		21.064		25.172	145	198

Lap	Time	SE1	SP1	SE2	SP2	SE3	SP3	TSP	Lap	Time	SE1	SP1	SE2	SP2	SE3	SP3	TSP
14 Langeveld, NLD									theoretical besttime: 1:29.677								
1	2:16.504	1:21.027		26.330		29.147	146		12	1:35.692	49.316		20.831		25.545	151	198
2	1:50.851	57.331		25.404		28.116	146	186	13	1:36.298	49.803		21.135		25.360	151	199
3	1:46.453	54.503		24.246		27.704	147	197	14	1:34.373	48.463		20.680		25.230	151	199
4	1:42.722	53.094		22.836		26.792	145	195	15	1:33.395	48.059		20.636		24.700	152	198
5	1:42.440	52.549		23.238		26.653	148	194	16	1:32.530	47.568		20.168		24.794	152	199
6	1:41.644	52.216		22.997		26.431	150	198	17	1:37.313	48.029		19.947		29.337	53	200
7	2:00.438	52.574		26.694		41.170	20	197	18	3:14.630	2:29.792		20.231		24.607	151	
8	4:27.132	3:38.202		22.469		26.461	148		19	1:55.373	47.005		23.229		45.139	25	196
9	1:39.428	50.475		22.963		25.990	149	197	20	5:05.112	4:19.077		21.264		24.771	149	
10	1:37.453	50.161		21.527		25.765	150	197	21	1:31.425	47.607		19.916		23.902	153	197
11	1:36.500	50.055		21.028		25.417	150	197	22	1:29.929	45.937		20.168		23.824	155	200

Lap	Time	SE1	SP1	SE2	SP2	SE3	SP3	TSP	Lap	Time	SE1	SP1	SE2	SP2	SE3	SP3	TSP
17 Preisig, CHE									theoretical besttime: 1:39.390								
1	3:01.686	2:00.077		30.462		31.147	147		7	1:59.343	1:00.250		26.089		33.004	47	143
2	1:52.120	56.044		27.659		28.417	148	188	8	4:36.106	3:42.632		25.019		28.455	150	
3	1:46.009	53.407		25.115		27.487	151	196	9	1:48.083	54.839		24.292		28.952	150	200
4	1:50.719	51.701		25.371		33.647	45	200	10	1:41.119	51.778		23.118		26.223	154	200
5	5:22.367	4:09.007		31.899		41.461	28		11	1:42.748	53.212		23.436		26.100	155	201
6	6:12.885	5:12.613		28.643		31.629	144		12	1:45.024	50.332		22.958		31.734	39	204

Lap	Time	SE1	SP1	SE2	SP2	SE3	SP3	TSP	Lap	Time	SE1	SP1	SE2	SP2	SE3	SP3	TSP
18 van der Linde, ZAF									theoretical besttime: 1:29.757								
1	2:24.684	1:29.114		26.267		29.303	122		11	1:33.496	47.944		20.562		24.990	151	199
2	1:52.628	59.787		24.893		27.948	140	138	12	1:33.905	48.417		20.519		24.969	153	201
3	1:49.339	56.475		24.402		28.462	130	182	13	1:33.456	48.119		20.439		24.898	151	200
4	1:53.155	57.881		24.954		30.320	119	157	14	1:31.861	47.100		20.034		24.727	153	200
5	1:49.909	58.767		23.325		27.817	147	130	15	1:32.562	47.620		20.536		24.406	152	201
6	1:50.538	53.517		22.779		34.242	53	191	16	1:30.628	46.394		19.702		24.532	152	201
7	6:25.569	5:36.468		22.859		26.242	150		17	1:37.531	50.164		19.722		27.645	59	201
8	1:39.147	50.601		22.810		25.736	149	198	18	8:27.187	7:42.358		20.370		24.459	154	
9	1:35.233	49.441		20.715		25.077	151	198	19	1:30.070	45.925		19.896		24.249	155	201
10	1:36.272	48.477		22.293		25.502	150	198	20	1:30.092	46.155		19.807		24.130	155	202



ADAC TCR Germany



Sector List Free Practice 1

Provisional

DMSB Reg. Nr.: 273/17

Friday, September 15, 2017 9:30:00

Sachsenring, Length: 3645m

Air temperature: 12.38°C

Track temperature: 13.66°C

Weather condition: Dry

Lap	Time	SE1	SP1	SE2	SP2	SE3	SP3	TSP	Lap	Time	SE1	SP1	SE2	SP2	SE3	SP3	TSP
19	Hofer, AUT								theoretical besttime: 1:30.544								
1	2:09.290	1:11.856		27.664		29.770	142		12	1:36.355	49.007		21.899		25.449	151	201
2	1:50.527	56.623		24.925		28.979	144	158	13	1:35.057	48.443		21.247		25.367	153	201
3	1:45.585	54.406		23.630		27.549	149	194	14	1:34.107	48.490		20.547		25.070	153	201
4	1:42.142	52.575		22.550		27.017	149	199	15	1:33.351	48.037		20.277		25.037	153	201
5	1:43.541	52.402		24.272		26.867	151	199	16	1:37.564	48.788		20.965		27.811	60	201
6	1:40.498	51.993		22.196		26.309	150	201	17	2:54.295	2:09.273		20.254		24.768	152	
7	2:04.911	52.542		30.793		41.576	28	200	18	1:31.680	46.989		20.104		24.587	151	199
8	5:00.696	4:10.516		23.389		26.791	150		19	1:50.663	46.601		20.927		43.135	24	200
9	1:37.888	50.445		21.581		25.862	152	198	20	5:01.267	4:14.614		22.239		24.414	153	
10	1:37.574	49.689		21.821		26.064	149	200	21	1:30.724	46.518		19.797		24.409	151	201
11	1:36.949	50.154		21.235		25.560	152	200	22	1:31.010	46.421		20.263		24.326	153	201

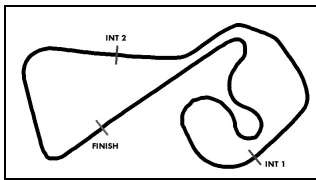
20	Kankkunen, FIN								theoretical besttime: 1:32.799								
1	22:35.077					22:35.077			7	1:38.321	49.429		22.544		26.348	144	201
2	3:19.969	2:10.964		36.509		32.496	117		8	1:52.690	50.896		25.450		36.344	39	202
3	1:58.261	1:02.366		27.072		28.823	140	157	9	6:18.097	5:29.294		21.987		26.816	146	
4	1:47.492	54.185		24.635		28.672	140	193	10	1:35.220	48.330		21.411		25.479	147	204
5	1:44.916	51.989		25.443		27.484	145	195	11	1:32.799	47.052		20.835		24.912	146	203
6	1:41.415	51.627		22.537		27.251	144	202									

22	Proczyk, AUT								theoretical besttime: 1:30.952								
1	3:38.128	2:38.114		29.107		30.907	138		8	1:36.234	49.236		21.502		25.496	152	199
2	2:01.848	1:00.851		28.257		32.740	132	162	9	1:35.676	48.367		21.086		26.223	146	197
3	2:07.254	1:04.772		29.828		32.654	120	155	10	2:09.810	1:02.693		26.048		41.069	29	140
4	2:05.416	1:00.616		27.013		37.787	33	170	11	4:46.883	3:59.627		21.891		25.365	154	
5	19:10.863	18:15.442		26.165		29.256	145		12	1:32.869	47.529		20.339		25.001	153	198
6	1:49.315	56.799		23.659		28.857	150	193	13	1:30.952	46.468		20.053		24.431	153	199
7	1:41.064	52.599		22.364		26.101	153	169									

23	Steibel, DEU								theoretical besttime: 1:33.424								
1	2:52.195	1:48.804		31.440		31.951	138		11	1:43.483	53.794		22.749		26.940	150	179
2	2:03.885	1:03.197		29.862		30.826	140	171	12	1:42.429	53.606		22.564		26.259	150	170
3	1:56.869	1:00.995		26.884		28.990	143	190	13	1:39.468	51.336		22.420		25.712	150	195
4	1:54.161	58.655		26.998		28.508	147	190	14	1:40.118	51.640		22.474		26.004	152	195
5	1:51.142	57.813		25.628		27.701	147	189	15	1:37.646	50.817		21.481		25.348	152	197
6	4:54.146	3:48.880		29.688		35.578	46	194	16	1:56.811	49.281		27.957		39.573	32	196
7	5:38.046	4:42.686		27.003		28.357	145		17	5:53.116	5:03.551		22.561		27.004	152	
8	1:48.839	55.966		25.438		27.435	148	193	18	1:36.796	49.516		21.918		25.362	149	197
9	1:46.839	55.891		23.402		27.546	145	193	19	1:33.424	48.142		20.848		24.434	155	194
10	1:44.768	54.896		23.389		26.483	147	192									

28	Eberle, CHE								theoretical besttime: 1:30.851								
1	2:40.024	1:44.590		27.185		28.249	145		11	6:38.382	5:42.562		25.353		30.467	147	
2	1:41.069	50.959		24.255		25.855	149	193	12	1:46.536	57.524		23.040		25.972	151	177
3	1:39.702	50.327		23.522		25.853	149	196	13	1:35.887	49.925		20.770		25.192	152	198
4	1:38.108	49.783		22.373		25.952	146	196	14	1:33.575	48.289		20.219		25.067	151	199
5	1:45.661	50.822		23.680		31.159	57	195	15	1:32.860	47.792		20.094		24.974	150	198
6	4:10.631	2:59.315		31.858		39.458	31		16	2:08.707	1:00.053		25.896		42.758	29	143
7	4:00.977	3:10.854		23.675		26.448	149		17	4:33.448	3:48.112		20.486		24.850	149	
8	1:37.230	49.251		22.059		25.920	146	195	18	1:31.520	47.353		19.862		24.305	153	198
9	1:37.992	49.821		21.907		26.264	145	195	19	1:30.969	46.804		19.980		24.185	153	200
10	1:50.652	52.579		24.554		33.519	52	194									

29	Hesse, DEU								theoretical besttime: 1:34.852								
1	2:55.292	1:53.328		29.334		32.630	135		10	1:37.905	50.967		21.002		25.936	149	196
2	1:59.850	1:01.690		27.682		30.478	140	168	11	1:38.012	50.243		21.465		26.304	151	194
3	1:50.082	56.387		24.806		28.889	140	191	12	1:38.473	50.704		21.743		26.026	150	199
4	1:47.558	55.759		23.700		28.099	143	191	13	1:35.979	50.035		20.808		25.136	150	197
5	1:46.934	54.737		24.221		27.976	143	193	14	1:34.885	49.199		20.570		25.116	151	197
6	1:52.798	55.008		22.882		34.908	42	193	15	1:39.129	49.315		20.559		29.255	53	198



ADAC TCR Germany



Sector List Free Practice 1

Provisional

DMSB Reg. Nr.: 273/17

Sachsenring, Length: 3645m

Air temperature: 12.38°C

Track temperature: 13.66°C

Weather condition: Dry

Friday, September 15, 2017 9:30:00

Lap	Time	SE1	SP1	SE2	SP2	SE3	SP3	TSP	Lap	Time	SE1	SP1	SE2	SP2	SE3	SP3	TSP
7	6:59.014	5:33.872		45.216		39.926	57		16	9:34.177	8:43.713		21.358		29.106	56	
8	2:39.626	1:48.699		23.568		27.359	143		17	2:15.311	1:29.300		20.917		25.094	151	
9	1:41.295	52.285		21.716		27.294	147	192									

33 Holdener, CHE

theoretical besttime: 1:34.378

1	2:45.810	1:40.492		33.376		31.942	137		11	1:42.458	52.736		22.756		26.966	149	193
2	2:06.798	1:03.742		31.017		32.039	142	174	12	1:43.341	54.241		22.443		26.657	149	193
3	1:58.628	1:01.838		26.961		29.829	143	190	13	1:39.553	52.705		21.353		25.495	150	195
4	1:59.709	1:01.039		27.164		31.506	141	190	14	1:37.336	50.439		21.346		25.551	149	196
5	1:52.028	57.848		25.322		28.858	142	190	15	1:53.275	53.379		24.088		35.808	40	194
6	2:06.623	57.838		30.927		37.858	41	191	16	3:27.597	2:40.859		21.732		25.006	150	
7	5:11.088	4:16.538		25.587		28.963	146		17	1:52.675	52.649		25.901		34.125	30	196
8	1:48.668	55.823		24.374		28.471	149	193	18	5:23.043	4:35.280		22.889		24.874	151	
9	1:44.855	53.825		22.984		28.046	145	193	19	1:34.769	48.461		21.111		25.197	152	194
10	1:42.826	52.869		22.887		27.070	149	192	20	1:34.647	48.553		21.043		25.051	152	197

36 Calcum, DEU

theoretical besttime: 1:43.578

1	2:27.771	1:32.977		26.167		28.627	148		4	1:44.267	54.027		23.251		26.989	151	201
2	1:48.475	56.009		24.298		28.168	151	197	5	1:51.766	53.365		25.321		33.080	35	193
3	1:46.592	54.922		24.708		26.962	153	199	6								

37 Brinkmann, DEU

theoretical besttime: 1:30.571

1	2:50.754	1:43.932		32.389		34.433	100		12	1:43.049	52.433		24.181		26.435	147	198
2	2:15.219	1:10.285		31.682		33.252	124	147	13	1:44.435	54.624		24.178		25.633	152	195
3	2:03.247	1:04.452		29.331		29.464	135	150	14	1:40.258	50.345		23.022		26.891	133	197
4	1:58.294	59.023		27.292		31.979	130	150	15	1:38.836	51.304		22.333		25.199	152	190
5	2:00.145	1:01.320		28.805		30.020	145	167	16	1:35.357	48.340		22.279		24.738	154	198
6	2:08.309	1:02.686		29.318		36.305	42	194	17	1:35.051	49.019		21.447		24.585	154	198
7	4:44.065	3:47.308		26.133		30.624	142		18	1:55.006	47.567		26.105		41.334	27	200
8	1:50.464	54.348		26.049		30.067	147	193	19	6:09.626	5:23.095		21.565		24.966	149	
9	1:46.001	54.885		24.142		26.974	148	196	20	1:31.826	47.089		20.635		24.102	154	196
10	1:44.040	53.343		24.218		26.479	149	196	21	1:30.697	46.033		20.436		24.228	152	198
11	1:43.280	51.929		23.779		27.572	150	197									

38 Wolfe, USA

theoretical besttime: 1:34.705

1	2:07.186	1:11.322		27.190		28.674	140		11	1:42.773	52.759		23.351		26.663	141	197
2	1:49.980	55.235		26.979		27.766	139	193	12	1:41.795	52.005		23.421		26.369	143	197
3	1:43.092	51.891		24.803		26.398	141	195	13	1:45.274	51.213		22.913		31.148	39	198
4	1:42.660	51.418		24.528		26.714	143	196	14	3:40.431	2:51.588		22.637		26.206	142	
5	1:45.916	53.004		25.524		27.388	140	196	15	1:37.704	49.809		21.690		26.205	144	198
6	1:47.132	51.447		23.319		32.366	36	195	16	1:35.234	48.759		21.333		25.142	145	200
7	6:41.900	5:45.512		27.210		29.178	137		17	5:21.281	4:23.472		25.197		32.612	38	200
8	1:48.641	56.129		24.930		27.582	140	194	18	3:48.081	3:00.896		22.000		25.185	147	
9	1:46.415	55.455		23.368		27.592	143	194	19	1:34.976	49.030		21.105		24.841	148	199
10	1:44.406	53.616		23.746		27.044	141	196									

39 Thoma, CHE

theoretical besttime: 1:30.759

1	2:05.918	1:09.833		26.903		29.182	145		11	1:36.964	50.286		21.591		25.087	152	197
2	1:56.802	59.119		25.432		32.251	58	191	12	1:36.484	50.029		21.436		25.019	152	198
3	2:17.363	1:25.005		24.232		28.126	147		13	1:39.629	49.630		20.929		29.070	58	198
4	1:48.968	56.044		23.973		28.951	146	190	14	4:16.067	3:29.906		20.971		25.190	152	
5	1:43.859	53.916		23.258		26.685	149	196	15	1:33.617	48.777		19.955		24.885	152	198
6	1:50.178	54.474		23.370		32.334	49	186	16	1:32.673	48.214		19.998		24.461	153	200
7	5:51.011	4:59.450		25.239		26.322	150		17	1:55.295	48.176		26.977		40.142	29	200
8	1:41.643	53.428		22.391		25.824	150	196	18	5:17.428	4:31.789		21.197		24.442	154	
9	1:40.272	52.862		22.005		25.405	149	197	19	1:31.208	47.027		19.996		24.185	151	200
10	1:38.519	51.105		22.168		25.246	151	196	20	1:31.513	46.619		20.146		24.748	150	198



ADAC TCR Germany



Sector List Free Practice 1

Provisional

DMSB Reg. Nr.: 273/17

Friday, September 15, 2017 9:30:00

Sachsenring, Length: 3645m

Air temperature: 12.38°C

Track temperature: 13.66°C

Weather condition: Dry

Lap	Time	SE1	SP1	SE2	SP2	SE3	SP3	TSP	Lap	Time	SE1	SP1	SE2	SP2	SE3	SP3	TSP
41	Kirsch, DEU								theoretical besttime: 1:28.993								
1	9:05.584	8:11.961		24.996		28.627	149		11	1:32.563	47.466		20.460		24.637	153	200
2	1:50.214	58.411		23.999		27.804	151	195	12	1:32.952	48.087		20.521		24.344	155	201
3	2:02.920	55.672		27.948		39.300	22	198	13	1:31.191	46.669		20.037		24.485	157	202
4	4:29.170	3:37.356		23.577		28.237	110		14	1:31.339	46.917		20.114		24.308	155	201
5	1:41.818	53.088		22.540		26.190	154	183	15	1:47.818	47.595		23.482		36.741	40	202
6	1:37.448	50.168		21.584		25.696	153	200	16	5:25.053	4:39.544		21.490		24.019	157	
7	1:35.082	49.139		20.930		25.013	156	200	17	1:29.507	45.789		19.568		24.150	157	200
8	1:44.900	51.205		22.781		30.914	45	202	18	1:29.048	45.572		19.623		23.853	156	200
9	2:58.272	2:11.899		21.315		25.058	154		19	1:45.658	52.062		23.442		30.154	109	200
10	1:33.434	48.194		20.697		24.543	157	200									

42	Niedertscheider, AUT								theoretical besttime: 1:31.213								
1	2:41.657	1:36.542		32.831		32.284	136		11	1:42.703	53.047		22.797		26.859	151	198
2	2:14.788	1:05.931		30.446		38.411	38	166	12	1:39.800	51.695		22.004		26.101	152	199
3	4:32.252	3:34.512		27.780		29.960	145		13	1:39.095	50.962		22.141		25.992	153	200
4	1:54.162	57.685		26.550		29.927	148	195	14	1:37.307	49.888		21.812		25.607	152	201
5	2:15.656	1:03.830		32.372		39.454	31	197	15	1:42.730	53.763		21.762		27.205	152	200
6	4:36.369	3:39.773		27.555		29.041	148		16	1:35.891	50.065		20.718		25.108	154	200
7	1:52.270	57.994		25.681		28.595	150	197	17	1:52.442	51.138		25.634		35.670	18	200
8	1:48.326	55.332		24.534		28.460	146	196	18	5:38.581	4:52.975		20.956		24.650	155	
9	1:46.059	54.236		23.976		27.847	150	197	19	1:33.622	48.796		20.384		24.442	155	199
10	1:44.626	53.140		24.192		27.294	150	198	20	1:31.213	47.075		20.068		24.070	156	200

44	Kaibach, DEU								theoretical besttime: 1:31.211								
1	2:56.973	1:52.035		30.115		34.823	126		12	1:35.122	48.693		21.041		25.388	151	197
2	2:05.074	1:05.364		28.368		31.342	128	163	13	1:34.597	48.469		20.880		25.248	149	198
3	2:01.646	1:01.871		27.879		31.896	140	145	14	1:34.115	48.502		20.336		25.277	151	196
4	2:03.145	59.830		26.107		37.208	50	168	15	1:33.108	47.712		20.308		25.088	151	200
5	4:36.193	3:22.311		32.409		41.473	25		16	1:33.099	47.696		20.253		25.150	152	199
6	4:08.401	3:13.976		25.614		28.811	140		17	1:32.353	47.098		20.201		25.054	151	199
7	1:45.562	53.674		23.730		28.158	148	192	18	1:53.963	52.630		25.199		36.134	13	198
8	1:40.238	51.773		21.989		26.476	148	192	19	4:51.907	4:00.992		20.302		30.613	152	
9	1:41.059	51.046		23.872		26.141	149	196	20	1:31.620	46.825		19.984		24.811	151	198
10	1:36.013	49.722		20.992		25.299	150	198	21	1:31.211	46.501		19.936		24.774	154	198
11	1:35.140	49.113		20.735		25.292	149	198									

50	Braun, DEU								theoretical besttime: 1:31.739								
1	3:52.097	2:57.350		26.288		28.459	140		12	1:37.982	50.380		21.809		25.793	153	204
2	1:43.901	55.292		22.447		26.162		181	13	1:37.942	50.466		21.791		25.685	159	202
3	1:43.113	51.213		24.200		27.700	140	201	14	1:36.882	50.357		21.259		25.266	155	203
4	1:45.155	54.089		24.182		26.884	141	194	15	1:36.278	49.140		21.380		25.758	140	203
5	1:41.300	51.387		23.588		26.325	151	201	16	1:35.715	50.319		20.461		24.935	138	204
6	2:09.963	57.198		31.488		41.277	28	200	17	1:32.684	47.686		20.080		24.918	160	204
7	5:47.891	4:49.364		27.483		31.044			18	1:53.367	53.570		25.511		34.286	33	203
8	1:47.432	55.763		23.778		27.891	148	190	19	5:36.047	4:49.712		21.144		25.191	152	
9	1:43.673	52.992		22.799		27.882	139	198	20	1:33.430	48.431		20.209		24.790	153	203
10	1:42.040	52.201		23.339		26.500	150	198	21	1:31.739	47.272		20.008		24.459	139	203
11	1:39.956	52.261		22.037		25.658		201									

66	Jost, CHE								theoretical besttime: 1:30.583								
1	2:29.418	1:32.643		27.792		28.983	146		13	1:35.038	48.511		20.947		25.580	149	199
2	1:55.426	59.609		27.078		28.739	151	194	14	1:34.738	49.397		20.227		25.114	154	198
3	1:48.100	56.003		24.514		27.583	148	197	15	1:35.430	50.438		20.248		24.744	153	200
4	1:44.273	54.118		23.250		26.905	147	196	16	1:33.644	48.747		20.187		24.710	154	201
5	1:43.469	53.442		23.324		26.703	151	196	17	1:32.338	47.587		20.006		24.745	153	199
6	1:40.623	51.537		22.504		26.582	151	199	18	1:34.289	47.915		20.898		25.476	153	199
7	2:11.827	1:01.603		31.629		38.595	30	198	19	1:32.118	47.617		20.203		24.298	154	200
8	4:10.362	3:17.798		22.939		29.625	151		20	1:51.379	51.276		26.403		33.700	38	200
9	1:43.317	52.694		23.599		27.024	152	197	21	5:17.804	4:29.067		22.296		26.441	154	
10	1:39.839	52.092		21.743		26.004	152	197	22	1:32.069	46.898		20.723		24.448	155	200
11	1:37.474	50.238		21.582		25.654	152	196	23	1:30.583	46.794		19.795		23.994	155	201



ADAC TCR Germany



Sector List Free Practice 1

Provisional

DMSB Reg. Nr.: 273/17

Friday, September 15, 2017 9:30:00

Sachsenring, Length: 3645m
 Air temperature: 12.38°C
 Track temperature: 13.66°C
 Weather condition: Dry

Lap	Time	SE1	SP1	SE2	SP2	SE3	SP3	TSP	Lap	Time	SE1	SP1	SE2	SP2	SE3	SP3	TSP
12	1:36.698	50.682		20.764		25.252	153	199									

78 Danz, CHE

theoretical besttime: 1:34.755

1	2:32.650	1:35.120		28.237		29.293	147		11	1:39.149	50.171		22.811		26.167	147	195
2	1:50.159	55.963		26.371		27.825	148	182	12	1:40.511	50.190		23.590		26.731	144	195
3	1:45.292	53.145		24.654		27.493	148	195	13	1:42.788	51.464		24.770		26.554	144	194
4	1:45.115	53.331		25.150		26.634	149	197	14	1:39.918	50.603		22.799		26.516	142	195
5	1:42.513	52.027		24.397		26.089	149	198	15	1:49.992	51.039		25.453		33.500	48	194
6	1:43.743	51.368		26.009		26.366	148	197	16	4:43.714	3:47.715		27.621		28.378	141	
7	2:12.097	1:02.186		31.754		38.157	35	197	17	1:55.681	52.313		26.781		36.587	36	193
8	4:36.217	3:43.830		25.141		27.246	148		18	6:01.827	5:06.510		27.668		27.649	148	
9	1:40.893	50.805		23.227		26.861	147	197	19	1:40.330	50.652		22.908		26.770	153	194
10	1:39.454	50.247		23.039		26.168	146	195	20	1:34.755	47.997		21.796		24.962	154	199

84 Sandberg, NLD

theoretical besttime: 1:37.517

1	2:48.563	1:35.101		37.802		35.660	119		11	1:51.182	57.408		26.132		27.642	147	194
2	2:15.678	1:09.789		33.237		32.652	122	137	12	1:48.982	55.603		25.678		27.701	147	196
3	2:07.919	1:05.662		31.170		31.087	141	157	13	1:46.779	54.495		25.225		27.059	149	196
4	2:03.673	1:03.018		29.974		30.681	143	162	14	1:43.819	52.961		24.114		26.744	149	196
5	2:01.079	1:01.075		29.820		30.184	141	180	15	1:44.146	53.177		24.302		26.667	150	197
6	2:13.056	1:03.983		31.319		37.754	39	184	16	1:43.597	52.391		23.624		27.582	151	198
7	4:47.255	3:44.628		31.725		30.902	145		17	2:00.809	52.928		27.211		40.670	28	198
8	1:59.781	1:01.708		28.560		29.513	144	171	18	5:34.239	4:43.521		24.329		26.389	149	
9	1:56.437	59.035		28.004		29.398	140	188	19	1:39.447	51.087		23.289		25.071	153	198
10	1:54.461	59.831		27.195		27.435	147	180	20	1:37.687	49.836		22.610		25.241	154	200

88 Oestreich, DEU

theoretical besttime: 1:30.748

1	9:14.711	8:17.187		28.504		29.020	148		10	1:39.118	48.549		21.174		29.395	52	201
2	1:48.813	55.377		25.423		28.013	149	195	11	3:21.926	2:34.337		21.719		25.870	156	
3	1:59.984	54.462		27.431		38.091	19	197	12	1:33.970	47.888		21.213		24.869	156	200
4	4:33.286	3:38.628		26.750		27.908	153		13	1:33.061	47.341		21.040		24.680	156	200
5	1:40.745	51.721		22.775		26.249	154	199	14	1:31.889	46.771		20.610		24.508	155	200
6	1:39.962	51.604		22.380		25.978	155	200	15	1:53.644	52.985		25.401		35.258	15	200
7	1:39.018	50.198		23.033		25.787	155	200	16	4:37.159	3:50.902		21.944		24.313	155	
8	1:35.987	49.202		21.676		25.109	154	201	17	1:30.977	46.478		20.179		24.320	154	200
9	1:37.565	50.176		22.048		25.341	156	201	18	1:30.936	46.256		20.327		24.353	153	200

94 Richard, CHE

theoretical besttime: 1:31.642

1	2:16.713	1:21.661		26.346		28.706	154		10	1:43.117	49.381		22.410		31.326	53	198
2	1:44.569	53.466		24.537		26.566	157	188	11	5:16.813	4:27.048		23.490		26.275	159	
3	1:46.513	52.126		22.799		31.588	49	197	12	1:35.972	48.646		22.340		24.986	159	198
4	6:06.897	5:02.485		26.321		38.091	37		13	1:34.032	48.422		20.555		25.055	160	198
5	5:52.761	5:01.717		24.122		26.922	142		14	1:38.384	48.311		20.543		29.530	55	199
6	1:40.418	51.986		22.127		26.305	153	197	15	5:56.668	5:08.783		22.036		25.849	148	
7	1:40.739	52.330		22.203		26.206	157	197	16	1:33.958	47.153		21.029		25.776	157	200
8	1:37.354	50.255		21.290		25.809	158	199	17	1:31.642	46.859		19.995		24.788	164	199
9	1:37.603	49.993		21.877		25.733	157	198									

98 Lautenschlager, DEU

theoretical besttime: 1:29.737

1	2:09.712	1:14.060		27.736		27.916	146		11	1:37.547	49.562		21.939		26.046	146	198
2	1:45.621	53.885		24.438		27.298	138	185	12	1:42.296	51.380		21.536		29.380	45	196
3	1:38.554	50.969		21.816		25.769	149	191	13	4:16.474	3:28.344		22.818		25.312	149	
4	1:37.367	49.574		22.194		25.599	146	197	14	1:34.087	48.873		20.478		24.736	151	198
5	1:38.712	50.570		22.479		25.663	146	195	15	1:33.125	48.096		20.136		24.893	150	198
6	1:37.937	50.354		21.824		25.759	145	196	16	1:32.550	47.699		20.013		24.838	151	198
7	1:46.607	49.867		21.884		34.856	41	194	17	1:55.477	51.815		25.963		37.699	16	200
8	7:38.541	6:48.888		23.091		26.562	144		18	5:00.532	4:15.086		20.482		24.964	151	
9	1:39.392	51.413		22.041		25.938	147	192	19	1:30.886	46.852		19.778		24.256	153	199
10	1:35.821	49.187		21.212		25.422	150	196	20	1:29.737	46.160		19.690		23.887	155	200



ADAC TCR Germany



Sector List Free Practice 1

Provisional

DMSB Reg. Nr.: 273/17

Sachsenring, Length: 3645m

Air temperature: 12.38°C

Track temperature: 13.66°C

Weather condition: Dry

Friday, September 15, 2017 9:30:00

Lap	Time	SE1	SP1	SE2	SP2	SE3	SP3	TSP	Lap	Time	SE1	SP1	SE2	SP2	SE3	SP3	TSP
99	Zimmermann, DEU								theoretical besttime: 1:30.867								
1	2:09.213	1:13.505		27.553		28.155	141		10	5:48.980	4:59.232		22.562		27.186	151	
2	1:44.922	54.066		23.823		27.033	142	192	11	1:38.023	50.337		21.209		26.477	149	197
3	1:39.085	51.344		21.854		25.887	152	193	12	1:37.398	49.687		21.733		25.978	153	197
4	1:36.760	48.865		21.533		26.362	150	197	13	1:40.629	49.019		21.646		29.964	52	198
5	1:36.396	48.850		21.136		26.410	151	196	14	4:12.446	3:26.452		20.701		25.293	140	
6	1:37.198	49.363		21.550		26.285	147	197	15	2:03.287	1:01.180		26.542		35.565	44	136
7	1:45.694	50.590		21.594		33.510	47	196	16	4:23.137	3:33.223		22.609		27.305	155	
8	6:50.119	5:52.590		27.238		30.291	147		17	1:31.696	46.588		20.491		24.617	154	201
9	1:48.136	52.094		23.416		32.626	44	195	18	1:31.723	47.290		19.662		24.771	153	201