



ADAC Formel 4

Result List Free Practice 1



Provisional

DMSB Reg. Nr.: 274/17



Sachsenring, Length: 3645m
 Air temperature: 11.37°C
 Track temperature: 11.03°C
 Weather condition: Wet

Friday, September 15, 2017 8:30:00

started : 25 classified : 25 not classified : 0

Nr.	Drivers	Team	Lap	Best Time	Gap	Diff	Kph	Day Time
Cl.	Car	Competitor						
1	9 M.Armstrong(ITA) ADAC Formel 4 powered by Abarth	(T) Prema Powerteam SRL(ITA) Prema Powerteam SRL	20	1:26.822			151.1	9:15:50
2	33 J.Aberdein(DEU) ADAC Formel 4 powered by Abarth	(T) Motopark(DEU) Motopark	21	1:27.133	0.311	0.311	150.5	9:16:13
3	3 L.Gachot(GBR) ADAC Formel 4 powered by Abarth	Van Amersfoort Racing(NLD) Van Amersfoort Racing	19	1:27.404	0.582	0.271	150.1	9:15:56
4	5 L.Zendeli(DEU) ADAC Formel 4 powered by Abarth	(T) ADAC Berlin-Brandenburg e.V.(DEU) ADAC Berlin-Brandenburg e.V.	15	1:27.659	0.837	0.255	149.6	8:58:15
5	18 J.Hanses(DEU) ADAC Formel 4 powered by Abarth	(T) US Racing(DEU) US Racing	15	1:27.678	0.856	0.019	149.6	9:15:44
6	41 A.Petrov(ITA) ADAC Formel 4 powered by Abarth	Van Amersfoort Racing(NLD) Van Amersfoort Racing	24	1:27.755	0.933	0.077	149.5	9:16:23
7	1 F.Drugovich(ITA) ADAC Formel 4 powered by Abarth	(T) Van Amersfoort Racing(NLD) Van Amersfoort Racing	15	1:27.899	1.077	0.144	149.2	8:58:12
8	2 F.Vesti(DNK) ADAC Formel 4 powered by Abarth	(T) Van Amersfoort Racing(NLD) Van Amersfoort Racing	22	1:28.058	1.236	0.159	149.0	9:16:21
9	99 C.Weerts(BEL) R ADAC Formel 4 powered by Abarth	Motopark(DEU) Motopark	20	1:28.398	1.576	0.340	148.4	9:16:12
10	44 J.Vips(ITA) ADAC Formel 4 powered by Abarth	(T) Prema Powerteam SRL(ITA) Prema Powerteam SRL	12	1:28.581	1.759	0.183	148.1	8:55:39
11	98 C.Piro(DEU) ADAC Formel 4 powered by Abarth	(T) Team Piro Sports Interdental(DEU) Team Piro Sports Interdental	12	1:28.840	2.018	0.259	147.7	9:16:21
12	42 L.Hoogenboom(NLD) ADAC Formel 4 powered by Abarth	Motopark(DEU) Motopark	11	1:28.868	2.046	0.028	147.6	9:02:35
13	4 S.Flörsch(DEU) ADAC Formel 4 powered by Abarth	(T) ADAC Berlin-Brandenburg e.V.(DEU) ADAC Berlin-Brandenburg e.V.	11	1:29.168	2.346	0.300	147.1	8:55:33
14	7 O.Söderström(SWE) ADAC Formel 4 powered by Abarth	ADAC Berlin-Brandenburg e.V.(DEU) ADAC Berlin-Brandenburg e.V.	10	1:29.468	2.646	0.300	146.6	8:54:04
15	25 D.Ghattas(DEU) R ADAC Formel 4 powered by Abarth	(T) Team Piro Sports Interdental(DEU) Team Piro Sports Interdental	23	1:29.691	2.869	0.223	146.3	9:16:27
16	80 A.Estner(DEU) ADAC Formel 4 powered by Abarth	(T) Neuhauser Racing Team(AUT) Neuhauser Racing Team	17	1:29.727	2.905	0.036	146.2	9:02:10
17	81 M.Waldherr(DEU) ADAC Formel 4 powered by Abarth	(T) Neuhauser Racing Team(AUT) Neuhauser Racing Team	14	1:29.804	2.982	0.077	146.1	8:57:33
18	79 D.Malukas(LTU) ADAC Formel 4 powered by Abarth	(T) Motopark(DEU) Motopark	17	1:30.223	3.401	0.419	145.4	9:16:24
19	13 F.Scherer(CHE) ADAC Formel 4 powered by Abarth	US Racing(DEU) US Racing	12	1:30.238	3.416	0.015	145.4	9:15:35
20	28 K.Schramm(DEU) ADAC Formel 4 powered by Abarth	(T) US Racing(DEU) US Racing	6	1:30.484	3.662	0.246	145.0	9:15:16
21	11 M.Wishofer(AUT) R ADAC Formel 4 powered by Abarth	(T) Lechner Racing(AUT) Lechner Racing	7	1:30.495	3.673	0.011	145.0	8:43:23
22	10 R.Wagner(DEU) R ADAC Formel 4 powered by Abarth	(T) Lechner Racing(AUT) Lechner Racing	17	1:30.741	3.919	0.246	144.6	9:07:09
23	26 L.Heinrich(DEU) R ADAC Formel 4 powered by Abarth	(T) Laurin Heinrich(DEU) Laurin Heinrich	16	1:31.709	4.887	0.968	143.0	9:03:48
24	27 N.Nielsen(DNK) ADAC Formel 4 powered by Abarth	US Racing(DEU) US Racing	10	1:32.041	5.219	0.332	142.5	9:15:19
25	6 T.Beckhäuser(CZE) R ADAC Formel 4 powered by Abarth	ADAC Berlin-Brandenburg e.V.(DEU) ADAC Berlin-Brandenburg e.V.	17	1:32.471	5.649	0.430	141.9	9:06:14

T = nominated for the team classification

Subject to final scrutineering!



ADAC Formel 4

Result List Free Practice 1



Provisional

DMSB Reg. Nr.: 274/17

Friday, September 15, 2017 8:30:00



Sachsenring, Length: 3645m
Air temperature: 11.37°C
Track temperature: 11.03°C
Weather condition: Wet

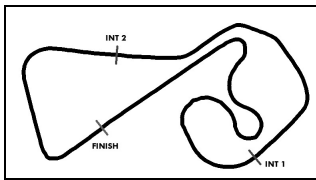
started : 25 classified : 25 not classified : 0

Nr. Drivers	Team	Lap	Best Time	Gap	Diff	Kph	Day Time
Cl. Car	Competitor						

Publication time:

Clerk of the Course: Marcel Putsche

Timekeeper: Steffen Ruhl



ADAC Formel 4

Sector List Free Practice 1



Provisional

DMSB Reg. Nr.: 274/17

Friday, September 15, 2017 8:30:00



Sachsenring, Length: 3645m
 Air temperature: 11.37°C
 Track temperature: 11.03°C
 Weather condition: Wet

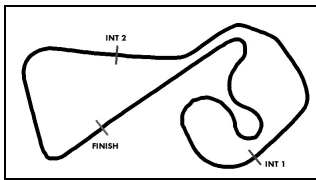
Lap	Time	SE1	SP1	SE2	SP2	SE3	SP3	TSP	Lap	Time	SE1	SP1	SE2	SP2	SE3	SP3	TSP
1 Drugovich, ITA									theoretical besttime: 1:27.756								
1	1:57.312	1:09.823		21.891		25.598	153		12	1:28.556	45.233		19.608		23.715	157	196
2	1:33.213	47.644		20.932		24.637	155	194	13	1:28.961	44.946		19.770		24.245	153	197
3	1:31.589	46.334		20.537		24.718	154	196	14	1:28.256	45.048		19.544		23.664	156	196
4	1:30.934	46.130		20.414		24.390	155	196	15	1:27.899	44.799		19.447		23.653	158	198
5	1:30.369	45.982		20.174		24.213	156	197	16	1:27.955	44.990		19.404		23.561	157	198
6	1:29.651	45.663		19.925		24.063	155	200	17	1:28.293	45.207		19.396		23.690	158	198
7	1:29.237	45.373		19.844		24.020	157	197	18	1:29.224	45.976		19.536		23.712	157	198
8	1:30.746	46.432		20.497		23.817	156	198	19	1:32.705	45.220		19.696		27.789	52	198
9	1:29.504	45.327		20.317		23.860	157	197	20	7:24.496	6:24.965		26.328		33.203	51	
10	1:35.629	46.074		20.953		28.602	51	198	21	3:45.009	3:00.541		19.773		24.695	156	
11	6:39.485	5:55.293		20.204		23.988	153										

2 Vesti, DNK									theoretical besttime: 1:27.707								
1	1:50.378	1:01.041		22.932		26.405	149		12	1:29.345	45.653		19.802		23.890	156	197
2	1:35.762	48.583		21.898		25.281	154	193	13	1:28.840	45.463		19.594		23.783	156	196
3	1:33.065	47.245		20.930		24.890	155	195	14	1:40.872	53.548		23.255		24.069	155	197
4	1:32.135	47.363		20.389		24.383	153	195	15	1:28.812	45.550		19.540		23.722	156	197
5	1:31.735	47.023		20.323		24.389	154	195	16	1:28.749	45.532		19.610		23.607	157	197
6	1:31.741	46.989		20.306		24.446	157	196	17	1:28.851	45.519		19.629		23.703	155	197
7	1:30.022	45.868		19.894		24.260	155	197	18	1:28.431	45.187		19.608		23.636	155	197
8	1:30.850	45.832		20.252		24.766	155	197	19	1:37.492	48.737		20.565		28.190	39	197
9	1:30.109	45.932		19.911		24.266	158	196	20	9:20.726	8:34.464		21.397		24.865	154	
10	1:39.798	45.881		24.043		29.874	52	199	21	1:30.839	47.083		20.412		23.344	156	196
11	6:04.618	5:15.556		25.140		23.922	156		22	1:28.058	45.074		19.289		23.695	155	198

3 Gachot, GBR									theoretical besttime: 1:27.404								
1	2:00.957	1:08.529		22.351		30.077	46		11	1:28.892	45.807		19.462		23.623	157	198
2	3:48.882	3:03.742		20.845		24.295	155		12	1:28.464	45.624		19.313		23.527	156	196
3	1:30.688	46.567		20.060		24.061	156	196	13	1:28.440	45.465		19.396		23.579	157	197
4	1:31.184	46.563		20.483		24.138	156	196	14	1:28.319	45.226		19.401		23.692	154	197
5	1:29.996	45.985		19.926		24.085	155	196	15	1:28.532	45.419		19.597		23.516	155	197
6	1:31.104	45.879		19.954		25.271	154	196	16	1:28.649	45.261		19.733		23.655	155	196
7	1:29.905	45.989		19.779		24.137	158	195	17	1:31.750	45.283		19.509		26.958	51	195
8	1:33.965	45.648		20.751		27.566	51	197	18	11:23.444	10:40.360		19.572		23.512	157	
9	6:16.465	5:30.871		21.268		24.326	156		19	1:27.404	45.116		19.094		23.194	157	197
10	1:29.059	45.848		19.517		23.694	157	197									

4 Flörsch, DEU									theoretical besttime: 1:29.168								
1	2:05.433	1:14.932		23.767		26.734	145		11	1:29.168	45.692		19.839		23.637	155	196
2	1:42.630	49.998		22.659		29.973	53	192	12	1:35.953	45.742		20.691		29.520	43	197
3	6:04.671	5:17.035		21.947		25.689	155		13	4:32.318	3:34.280		28.542		29.496	143	
4	1:34.352	48.699		21.155		24.498	154	196	14	1:46.381	53.804		24.567		28.010	149	191
5	1:32.684	47.275		20.885		24.524	155	196	15	1:44.784	53.795		23.615		27.374	150	193
6	1:31.707	46.936		20.679		24.092	156	196	16	1:43.534	52.810		23.404		27.320	145	195
7	1:40.189	47.440		22.173		30.576	53	196	17	1:46.744	51.721		23.523		31.500	50	195
8	4:51.625	4:06.968		20.494		24.163	154		18	4:40.632	3:50.348		23.175		27.109	148	
9	1:30.337	46.514		20.035		23.788	155	197	19	1:41.461	52.156		22.802		26.503	155	194
10	1:29.787	46.084		19.983		23.720	155	197									

5 Zendeli, DEU									theoretical besttime: 1:27.659								
1	2:14.997	1:26.565		23.052		25.380	154		12	1:28.883	45.443		19.826		23.614	158	199
2	1:33.667	47.889		21.046		24.732	158	198	13	1:28.190	44.854		19.672		23.664	156	200
3	1:31.425	46.458		20.600		24.367	157	199	14	1:28.939	45.710		19.643		23.586	156	198
4	1:30.345	45.886		20.228		24.231	157	199	15	1:27.659	44.699		19.572		23.388	156	200
5	1:29.822	45.679		20.054		24.089	157	198	16	1:34.729	46.048		20.319		28.362	52	199
6	1:31.215	45.891		21.074		24.250	157	197	17	4:20.570	3:25.516		24.362		30.692	149	
7	1:30.325	45.839		20.434		24.052	157	197	18	1:42.978	52.285		23.494		27.199	150	194
8	1:30.184	46.080		20.209		23.895	155	198	19	1:41.472	52.114		22.726		26.632	152	197
9	1:29.771	45.689		20.097		23.985	154	198	20	1:51.589	51.769		25.933		33.887	50	197
10	1:42.962	46.235		25.656		31.071	52	198	21	4:06.701	3:17.455		22.643		26.603	152	
11	6:16.356	5:32.105		20.321		23.930	156		22	2:13.084	1:11.295		27.122		34.667	80	197



ADAC Formel 4

Sector List Free Practice 1



Provisional

DMSB Reg. Nr.: 274/17



Sachsenring, Length: 3645m
 Air temperature: 11.37°C
 Track temperature: 11.03°C
 Weather condition: Wet

Friday, September 15, 2017 8:30:00

Lap	Time	SE1	SP1	SE2	SP2	SE3	SP3	TSP	Lap	Time	SE1	SP1	SE2	SP2	SE3	SP3	TSP
-----	------	-----	-----	-----	-----	-----	-----	-----	-----	------	-----	-----	-----	-----	-----	-----	-----

6 Beckhäuser, CZE

theoretical besttime: 1:31.641

1	2:26.713	1:33.194		26.111		27.408	151		11	1:35.822	50.042		21.136		24.644	157	194
2	1:47.894	53.458		25.487		28.949	149	170	12	1:34.107	48.408		21.022		24.677	155	197
3	1:40.287	50.945		22.991		26.351	154	192	13	1:33.510	47.957		20.954		24.599	156	197
4	1:37.304	49.370		22.487		25.447	146	196	14	1:34.752	47.584		22.228		24.940	155	197
5	1:37.503	50.228		22.038		25.237	158	194	15	1:33.192	47.565		21.536		24.091	156	196
6	1:35.022	48.410		21.803		24.809	156	196	16	1:34.217	48.226		21.980		24.011	154	197
7	1:40.569	50.855		23.919		25.795	151	197	17	1:32.471	47.531		21.021		23.919	155	196
8	1:35.651	49.022		21.853		24.776	155	194	18	1:35.162	47.052		20.670		27.440	50	197
9	1:42.599	49.598		23.240		29.761	49	196	19	5:40.684	4:49.617		24.078		26.989	150	
10	9:32.364	8:42.894		22.938		26.532	148		20	1:42.125	52.349		23.712		26.064	150	186

7 Söderström, SWE

theoretical besttime: 1:29.224

1	2:17.962	1:27.951		23.426		26.585	153		11	1:29.679	45.928		19.896		23.855	154	200
2	1:36.392	48.462		22.128		25.802	152	196	12	1:31.156	45.756		21.130		24.270	156	198
3	1:40.941	50.119		21.526		29.296	50	171	13	1:30.119	45.633		19.954		24.532	156	199
4	5:48.190	5:01.701		21.707		24.782	154		14	1:34.477	46.049		19.848		28.580	48	193
5	1:31.805	46.784		20.602		24.419	154	197	15	4:38.770	3:42.806		26.462		29.502	146	
6	1:31.105	46.414		20.532		24.159	155	197	16	1:46.153	53.807		24.234		28.112	150	162
7	1:42.603	46.955		23.365		32.283	45	198	17	1:51.923	52.846		24.667		34.410	33	161
8	4:55.467	4:11.031		20.373		24.063	156		18	5:03.014	4:11.775		24.062		27.177	151	
9	1:30.278	46.102		20.129		24.047	153	198	19	1:41.204	52.329		22.550		26.325	149	198
10	1:29.468	45.709		20.016		23.743	155	200									

9 Armstrong, ITA

theoretical besttime: 1:26.822

1	1:55.597	1:04.974		21.642		28.981	50		11	1:29.043	46.009		19.498		23.536	155	197
2	1:59.613	1:13.818		20.907		24.888	158		12	1:28.401	45.411		19.408		23.582	156	198
3	1:32.603	47.472		21.030		24.101	152	196	13	1:33.457	45.549		19.963		27.945	52	200
4	1:30.122	46.470		19.879		23.773	158	197	14	4:17.667	3:33.402		19.879		24.386	153	
5	1:29.620	45.852		19.763		24.005	153	197	15	1:27.540	45.120		19.115		23.305	156	197
6	1:29.821	45.855		19.891		24.075	153	197	16	1:29.031	45.879		19.770		23.382	156	198
7	1:34.543	45.797		20.105		28.641	52	197	17	1:33.077	46.469		22.262		24.346	160	199
8	4:34.800	3:40.313		22.804		31.683	46		18	1:36.967	45.556		20.084		31.327	28	199
9	5:56.432	5:12.699		19.887		23.846	153		19	5:54.840	5:09.783		19.548		25.509	160	
10	1:29.553	45.764		20.017		23.772	157	197	20	1:26.822	44.847		19.000		22.975	158	198

10 Wagner, DEU

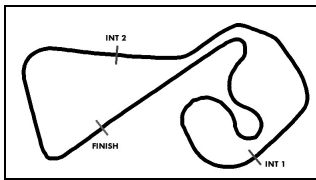
theoretical besttime: 1:30.669

1	2:39.332	1:47.123		25.400		26.809	150		10	6:15.455	5:28.309		21.730		25.416	155	
2	1:41.101	51.586		23.086		26.429	152	168	11	1:33.557	47.497		21.135		24.925	154	194
3	1:37.523	49.029		22.598		25.896	152	192	12	1:32.888	47.763		20.746		24.379	154	196
4	1:34.983	47.925		21.682		25.376	153	193	13	1:31.250	46.624		20.358		24.268	154	196
5	1:34.804	48.518		21.358		24.928	156	194	14	1:45.597	46.354		31.375		27.868	53	196
6	1:33.222	47.168		21.202		24.852	157	194	15	6:05.013	5:18.955		20.972		25.086	155	
7	1:32.833	47.101		21.145		24.587	154	195	16	1:32.074	46.969		20.849		24.256	156	195
8	1:31.811	46.665		20.725		24.421	156	194	17	1:30.741	46.266		20.430		24.045	151	196
9	1:36.125	46.727		21.393		28.005	53	195	18	1:38.198	46.796		22.892		28.510	52	196

11 Wishofer, AUT

theoretical besttime: 1:30.495

1	4:06.551	3:16.729		23.407		26.415	151		8	6:05.822	46.503		4:35.765		43.554	52	188
2	1:36.552	49.244		21.718		25.590	140	192	9	11:10.543	10:09.588		27.529		33.426	53	
3	1:33.824	48.416		20.430		24.978	156	183	10	6:19.476	5:25.945		25.596		27.935	147	
4	1:31.859	46.993		20.308		24.558	157	197	11	1:53.513	54.148		25.368		33.997	53	193
5	1:31.110	46.599		20.119		24.392	157	196	12	5:06.754	4:14.911		24.257		27.586	149	
6	1:32.127	46.450		20.802		24.875	158	197	13	1:44.130	53.425		23.627		27.078	148	194
7	1:30.495	46.272		19.882		24.341	153	196									



ADAC Formel 4

Sector List Free Practice 1



Provisional

DMSB Reg. Nr.: 274/17



Sachsenring, Length: 3645m
 Air temperature: 11.37°C
 Track temperature: 11.03°C
 Weather condition: Wet

Friday, September 15, 2017 8:30:00

Lap	Time	SE1	SP1	SE2	SP2	SE3	SP3	TSP	Lap	Time	SE1	SP1	SE2	SP2	SE3	SP3	TSP
13	Scherer, CHE								theoretical besttime: 1:30.505								
1	1:47.939	58.375		22.770		26.794	163		7	1:45.246	53.322		24.185		27.739	157	196
2	1:33.132	46.828		21.165		25.139	149	196	8	1:43.217	52.474		23.939		26.804	162	198
3	1:30.762	46.373		20.200		24.189	149	199	9	1:47.900	52.595		23.199		32.106	52	196
4	1:35.848	46.133		20.183		29.532	45	199	10	5:38.587	4:43.833		23.033		31.721	50	196
5	18:53.831	17:55.894		28.473		29.464	143		11	5:58.651	5:13.734		20.614		24.303	149	
6	1:49.524	55.205		25.696		28.623	145	182	12	1:30.238	46.241					149	199

18	Hanses, DEU								theoretical besttime: 1:27.678								
1	1:43.958	55.423		22.203		26.332	151		9	12:56.583	11:58.207		26.792		31.584	124	
2	1:34.988	48.650		21.171		25.167	153	163	10	1:48.758	55.022		23.569		30.167	152	160
3	1:30.461	46.223		20.013		24.225	153	190	11	2:12.013	1:09.941		25.669		36.403	51	177
4	1:29.785	45.880		19.946		23.959	156	196	12	8:21.465	7:29.058		23.767		28.640	147	
5	1:28.903	45.361		19.739		23.803	156	197	13	2:02.958	57.334		29.093		36.531	38	180
6	1:29.081	45.473		19.921		23.687	156	197	14	4:32.826	3:44.872		23.115		24.839	156	
7	1:28.546	45.294		19.673		23.579	156	197	15	1:27.678	45.212		19.188		23.278	157	197
8	1:35.739	46.896		20.234		28.609	52	198									

25	Ghattas, DEU								theoretical besttime: 1:29.185								
1	2:13.396	1:22.029		24.290		27.077	149		13	1:31.477	47.043		20.136		24.298	154	194
2	1:40.279	51.447		22.146		26.686	149	190	14	1:30.816	46.677		20.049		24.090	156	195
3	1:37.141	50.269		21.421		25.451	154	190	15	1:31.153	46.637		20.273		24.243	155	195
4	1:35.932	48.586		21.767		25.579	148	193	16	1:30.899	46.809		20.050		24.040	152	195
5	1:35.983	49.376		21.338		25.269	154	192	17	1:31.982	46.868		19.962		25.152	156	194
6	1:34.385	48.423		21.106		24.856	150	193	18	1:31.468	47.057		20.224		24.187	152	197
7	1:36.203	48.675		21.122		26.406	154	192	19	1:30.623	46.890		19.831		23.902	155	194
8	1:33.045	48.049		20.601		24.395	156	195	20	1:34.894	46.195		20.461		28.238	52	195
9	1:36.964	47.239		20.651		29.074	51	195	21	6:26.181	5:40.183		21.395		24.603	155	
10	6:35.519	5:49.775		21.030		24.714	155		22	1:31.750	48.361		19.606		23.783	155	195
11	1:33.347	47.825		20.761		24.761	152	193	23	1:29.691	45.796		19.880		24.015	153	196
12	1:33.214	47.659		20.621		24.934	150	194									

26	Heinrich, DEU								theoretical besttime: 1:31.264								
1	2:14.170	1:23.972		23.609		26.589	150		11	1:33.964	48.579		20.727		24.658	150	194
2	1:41.027	51.497		22.667		26.863	150	190	12	1:32.963	47.960		20.627		24.376	151	195
3	1:42.977	51.879		24.120		26.978	148	191	13	1:33.059	47.852		20.622		24.585	155	195
4	1:39.699	50.900		22.089		26.710	153	190	14	1:32.494	47.568		20.603		24.323	155	195
5	1:37.192	50.409		21.619		25.164	155	194	15	1:33.024	48.059		20.595		24.370	151	196
6	1:36.485	49.959		21.498		25.028	153	191	16	1:31.709	47.005		20.645		24.059	155	194
7	1:39.436	48.756		21.591		29.089	53	193	17	1:35.645	46.610		20.774		28.261	52	195
8	9:10.212	8:23.077		21.798		25.337	151		18	8:29.023	7:30.313		25.394		33.316	51	
9	1:35.298	48.744		21.375		25.179	152	193	19								
10	1:34.250	48.439		21.124		24.687	150	193									

27	Nielsen, DNK								theoretical besttime: 1:31.796								
1	1:49.609	1:00.473		22.966		26.170	147		6	1:38.121	47.319		21.683		29.119	52	195
2	1:36.886	48.636		22.403		25.847	154	191	7	24:01.456	23:00.542		30.601		30.313	144	
3	1:34.958	48.619		21.506		24.833	153	188	8	1:56.611	56.839		26.671		33.101	52	187
4	1:41.610	54.918		21.843		24.849	152	191	9	7:54.228	7:02.370		22.935		28.923	155	
5	1:33.229	47.414		21.323		24.492	154	194	10	1:32.041	46.710		20.594		24.737	151	196

28	Schramm, DEU								theoretical besttime: 1:30.484								
1	33:26.038	32:31.808		25.458		28.772	149		4	1:45.994	52.023		22.793		31.178	53	194
2	1:44.651	54.052		23.249		27.350	151	193	5	5:05.246	4:18.037		21.716		25.493	156	
3	1:43.035	52.458		23.219		27.358	147	194	6	1:30.484	46.587		20.139		23.758	157	196



ADAC Formel 4

Sector List Free Practice 1



Provisional

DMSB Reg. Nr.: 274/17

Friday, September 15, 2017 8:30:00



Sachsenring, Length: 3645m
Air temperature: 11.37°C
Track temperature: 11.03°C
Weather condition: Wet

Lap	Time	SE1	SP1	SE2	SP2	SE3	SP3	TSP	Lap	Time	SE1	SP1	SE2	SP2	SE3	SP3	TSP
33 Aberdein, DEU									theoretical besttime: 1:27.105								
1	1:59.835	1:12.485		21.866		25.484	150		12	1:28.306	45.227		19.356		23.723	157	196
2	1:33.356	47.669		20.811		24.876	153	193	13	1:30.183	45.492		20.192		24.499	154	198
3	1:32.395	47.413		20.491		24.491	151	196	14	1:29.183	45.595		19.609		23.979	156	199
4	1:31.802	46.812		20.405		24.585	152	196	15	1:38.315	51.754		22.027		24.534	155	197
5	1:32.377	46.790		21.153		24.434	152	197	16	1:28.537	45.453		19.371		23.713	152	198
6	1:30.418	46.328		19.996		24.094	156	197	17	1:33.629	45.353		20.695		27.581	52	199
7	1:29.317	45.709		19.663		23.945	154	198	18	4:47.505	3:53.101		22.764		31.640	45	
8	1:40.109	55.821		20.265		24.023	153	197	19	5:15.376	4:30.453		21.003		23.920	151	
9	1:33.344	45.564		19.714		28.066	52	196	20	1:27.508	45.080		19.008		23.420	157	197
10	8:15.204	7:31.386		19.610		24.208	154		21	1:27.133	44.735		18.950		23.448	158	197
11	1:28.977	45.733		19.555		23.689	154	196									

41 Petrov, ITA									theoretical besttime: 1:27.422								
1	1:57.904	1:07.374		23.400		27.130	148		13	1:28.759	45.572		19.510		23.677	154	195
2	1:34.176	48.011		21.114		25.051	153	191	14	1:29.612	45.349		20.513		23.750	156	195
3	1:31.879	47.224		20.329		24.326	154	194	15	1:28.046	45.217		19.286		23.543	156	196
4	1:32.613	47.751		20.629		24.233	151	195	16	1:28.143	45.307		19.268		23.568	151	197
5	1:30.686	46.165		20.522		23.999	153	194	17	1:33.219	46.027		19.739		27.453	155	195
6	1:29.597	45.829		19.962		23.806	154	194	18	1:28.695	45.600		19.417		23.678	156	197
7	1:29.635	45.616		19.947		24.072	152	196	19	1:28.083	45.243		19.253		23.587	155	198
8	1:29.811	45.608		19.871		24.332	150	195	20	1:31.227	45.099		21.789		24.339	156	196
9	1:40.478	45.902		26.523		28.053	52	194	21	1:36.429	45.403		19.666		31.360	27	196
10	7:42.218	6:58.083		20.316		23.819	153		22	4:56.869	4:10.741		21.580		24.548	153	
11	1:29.066	45.625		19.726		23.715	152	194	23	1:29.304	46.832		19.167		23.305	152	197
12	1:28.878	45.431		19.812		23.635	152	194	24	1:27.755	45.256		19.343		23.156	153	196

42 Hoogenboom, NLD									theoretical besttime: 1:28.868								
1	12:26.628	11:35.140		23.655		27.833	152		9	1:29.429	45.992		19.618		23.819	155	196
2	1:38.715	51.005		22.440		25.270	147	168	10	1:29.682	45.664		19.615		24.403	150	197
3	1:43.694	47.884		24.075		31.735	53	192	11	1:28.868	45.649		19.536		23.683	155	195
4	6:11.854	5:25.659		21.485		24.710	155		12	1:33.455	45.892		19.909		27.654	53	197
5	1:32.624	47.098		20.791		24.735	149	195	13	5:01.889	4:01.061		26.029		34.799	54	
6	1:32.432	47.706		20.490		24.236	152	195	14	4:29.082	3:38.493		23.327		27.262	148	
7	1:30.631	46.537		20.070		24.024	153	196	15	1:40.284	51.506		22.168		26.610	146	192
8	1:30.366	46.497		19.898		23.971	155	196									

44 Vips, ITA									theoretical besttime: 1:27.995								
1	1:58.063	1:06.102		20.952		31.009	50		11	1:28.693	45.908		19.262		23.523	158	197
2	2:08.814	1:23.731		20.328		24.755	157		12	1:28.581	45.626		19.467		23.488	155	196
3	1:31.367	46.887		19.834		24.646	151	197	13	1:34.239	45.692		19.210		29.337	158	196
4	1:31.454	46.652		20.518		24.284	157	196	14	1:32.484	45.644		18.991		27.849	52	198
5	1:35.578	46.249		20.836		28.493	52	197	15	4:23.232	3:29.474		29.641		24.117	158	
6	4:20.256	3:34.775		20.428		25.053	157		16	1:29.675	45.760		20.399		23.516	157	197
7	1:30.453	46.401		19.994		24.058	158	196	17	1:32.811	49.551		19.628		23.632	160	197
8	1:50.440	49.507		27.339		33.594	52	198	18	1:31.425	45.516		19.022		26.887	52	198
9	4:45.798	4:00.487		21.231		24.080	157		19	5:44.435	4:53.605		23.552		27.278	150	
10	1:29.381	46.261		19.460		23.660	156	196	20	1:40.738	52.347		22.058		26.333	154	195

79 Malukas, LTU									theoretical besttime: 1:30.223								
1	2:22.237	1:21.269		29.459		31.509	112		10	1:32.047	47.530		20.279		24.238	152	195
2	1:55.975	57.255		25.444		33.276	52	135	11	1:30.762	46.807		20.012		23.943	155	195
3	7:35.795	6:45.249		22.641		27.905	150		12	1:44.761	58.994		20.327		25.440	155	197
4	1:37.312	49.981		21.666		25.665	154	193	13	1:32.188	47.989		19.962		24.237	156	196
5	1:40.247	49.270		21.492		29.485	52	195	14	1:34.930	47.168		19.920		27.842	52	197
6	6:23.938	5:35.913		22.555		25.470	152		15	9:08.356	8:22.154		21.241		24.961	154	
7	1:34.727	48.735		20.994		24.998	153	194	16	1:32.076	47.833		20.386		23.857	150	195
8	1:35.315	49.200		20.727		25.388	151	195	17	1:30.223	46.608		19.887		23.728	155	198
9	1:33.302	48.141		20.456		24.705	152	192									



ADAC Formel 4

Sector List Free Practice 1



Provisional

DMSB Reg. Nr.: 274/17

Friday, September 15, 2017 8:30:00



Sachsenring, Length: 3645m
 Air temperature: 11.37°C
 Track temperature: 11.03°C
 Weather condition: Wet

Lap	Time	SE1	SP1	SE2	SP2	SE3	SP3	TSP	Lap	Time	SE1	SP1	SE2	SP2	SE3	SP3	TSP
80 Estner, DEU									theoretical besttime: 1:29.727								
1	2:24.557	1:34.761		23.520		26.276	153		12	1:30.800	46.388		20.472		23.940	156	197
2	1:36.936	49.181		22.040		25.715	154	192	13	1:30.475	46.213		20.268		23.994	156	197
3	1:35.427	47.913		21.964		25.550	156	194	14	1:30.852	46.234		20.302		24.316	155	197
4	1:34.511	47.426		22.114		24.971	157	195	15	1:30.287	46.224		20.245		23.818	156	198
5	1:33.836	47.382		21.366		25.088	156	197	16	1:31.278	46.557		20.540		24.181	153	199
6	1:32.339	46.776		21.067		24.496	156	196	17	1:29.727	45.998		20.052		23.677	156	197
7	1:47.656	47.948		21.096		38.612	77	198	18	1:34.820	46.362		20.276		28.182	52	196
8	1:35.433	49.804		21.000		24.629	155	175	19	5:20.973	4:22.453		25.641		32.879	53	
9	1:38.401	46.804		22.193		29.404	52	196	20	4:23.000	3:29.175		25.326		28.499	149	
10	6:15.035	5:28.919		21.653		24.463	153		21	1:44.862	53.473		24.086		27.303	148	194
11	1:31.834	46.797		20.665		24.372	158	196									

81 Waldherr, DEU									theoretical besttime: 1:29.359								
1	2:43.568	1:56.399		21.775		25.394	151		11	1:30.218	46.164		20.124		23.930	156	194
2	1:35.879	48.985		21.581		25.313	153	191	12	1:30.240	46.397		19.924		23.919	155	194
3	1:33.937	47.944		21.262		24.731	155	191	13	1:30.856	46.596		19.859		24.401	156	194
4	1:31.580	47.008		20.238		24.334	154	193	14	1:29.804	45.889		19.561		24.354	154	194
5	1:30.711	46.649		20.018		24.044	155	193	15	1:30.963	45.879		20.932		24.152	154	194
6	1:31.209	46.729		20.003		24.477	154	194	16	1:32.110	46.193		21.808		24.109	154	195
7	1:31.404	46.702		20.259		24.443	153	194	17	1:35.683	45.912		19.973		29.798	42	194
8	1:32.452	46.847		20.710		24.895	155	193	18	6:25.305	5:27.957		24.414		32.934	52	
9	1:37.352	46.669		20.267		30.416	44	194	19	4:47.707	3:56.655		23.435		27.617	147	
10	6:23.136	5:38.826		20.327		23.983	153		20	1:40.763	51.825		22.309		26.629	151	192

98 Piro, DEU									theoretical besttime: 1:28.840								
1	24:28.047	23:36.522		23.886		27.639	149		7	1:30.085	46.176		19.879		24.030	155	194
2	1:35.451	48.667		21.130		25.654	148	189	8	1:38.158	45.925		22.252		29.981	47	195
3	1:33.041	47.591		21.064		24.386	152	191	9	4:10.027	3:09.618		24.803		35.606	42	
4	1:31.287	46.727		20.393		24.167	150	193	10	3:53.345	3:06.996		21.333		25.016	152	
5	1:32.437	47.627		20.425		24.385	153	193	11	1:29.792	46.118		19.969		23.705	155	194
6	1:30.378	46.489		19.885		24.004	153	195	12	1:28.840	45.488		19.725		23.627	155	196

99 Weerts, BEL									theoretical besttime: 1:28.374								
1	2:34.622	1:40.821		23.648		30.153	54		11	1:36.309	47.057		23.877		25.375	156	196
2	3:45.777	2:56.524		22.408		26.845	156		12	1:41.568	51.528		24.877		25.163	155	196
3	1:34.901	48.479		21.606		24.816	154	195	13	1:30.014	45.962		20.198		23.854	154	197
4	1:33.489	47.481		21.334		24.674	155	196	14	1:29.357	45.514		20.021		23.822	160	196
5	1:32.619	46.964		21.158		24.497	160	195	15	1:29.340	45.544		20.095		23.701	158	196
6	1:34.846	47.193		21.986		25.667	156	195	16	1:34.304	45.710		20.559		28.035	55	196
7	1:33.543	47.471		21.571		24.501	159	197	17	6:09.555	5:12.931		24.246		32.378	44	
8	1:41.317	46.842		22.668		31.807	50	197	18	4:30.757	3:46.003		20.740		24.014	160	
9	5:50.451	5:04.356		21.538		24.557	148		19	1:28.990	45.384		19.938		23.668	160	196
10	1:32.018	46.864		20.801		24.353	157	191	20	1:28.398	45.030		19.676		23.692	158	198