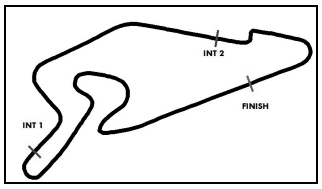

Nürburgring, Length: 3629m
Air temperature: 21.77°C
Track temperature: 32.79°C
Weather condition: Dry

ADAC Formel 4

Result List Race 3

Provisional

DMSB Reg. Nr.: 930/17

Sunday, August 06, 2017 16:35:00

started : 25 classified : 24 not classified : 1

	Nr. Cl.	Drivers / Car	Team / Competitor	Laps	Total Time	Gap	Kph	Lap	Time	Kph
1	9	**M.Armstrong(ITA)**	**(T) Prema Powerteam SRL(ITA)**	21	**30:58.639**		147.7	8	1:28.080	148.3
		ADAC Formel 4 powered by Abarth	Prema Powerteam SRL							
2	18	**J.Hanses(DEU)**	**(T) US Racing(DEU)**	21	**30:59.696**	1.057	147.6	10	1:28.117	148.2
		ADAC Formel 4 powered by Abarth	US Racing							
3	74	**E.Fittipaldi(ITA)**	**Prema Powerteam SRL(ITA)**	21	**31:03.561**	4.922	147.4	15	1:28.229	148.0
		ADAC Formel 4 powered by Abarth	Prema Powerteam SRL							
4	44	**J.Vips(ITA)**	**(T) Prema Powerteam SRL(ITA)**	21	**31:04.711**	6.072	147.3	13	1:28.209	148.1
		ADAC Formel 4 powered by Abarth	Prema Powerteam SRL							
5	28	**K.Schramm(DEU)**	**US Racing(DEU)**	21	**31:05.345**	6.706	147.4	9	1:28.285	147.9
		ADAC Formel 4 powered by Abarth	US Racing							
6	5	**L.Zendeli(DEU)**	**(T) ADAC Berlin-Brandenburg e.V.(DEU)**	21	**31:08.003**	9.364	147.2	8	1:28.180	148.1
		ADAC Formel 4 powered by Abarth	ADAC Berlin-Brandenburg e.V.							
7	68	**J.Correa(ITA)**	**Prema Powerteam SRL(ITA)**	21	**31:10.093**	11.454	147.1	10	1:28.053	148.3
		ADAC Formel 4 powered by Abarth	Prema Powerteam SRL							
8	3	**L.Gachot(GBR)**	**Van Amersfoort Racing(NLD)**	21	**31:10.919**	12.280	146.8	9	1:28.466	147.6
		ADAC Formel 4 powered by Abarth	Van Amersfoort Racing							
9	1	**F.Drugovich(ITA)**	**(T) Van Amersfoort Racing(NLD)**	21	**31:11.509**	12.870	147.1	9	1:28.361	147.8
		ADAC Formel 4 powered by Abarth	Van Amersfoort Racing							
10	41	**A.Petrov(ITA)**	**DR Formula(PRT)**	21	**31:12.193**	13.554	147.0	13	1:28.306	147.9
		ADAC Formel 4 powered by Abarth	DR Formula							
11	4	**S.Flörsch(DEU)**	**ADAC Berlin-Brandenburg e.V.(DEU)**	21	**31:12.852**	14.213	147.1	9	1:28.110	148.2
		ADAC Formel 4 powered by Abarth	ADAC Berlin-Brandenburg e.V.							
12	80	**A.Estner(DEU)**	**(T) Neuhauser Racing Team(AUT)**	21	**31:17.890**	19.251	146.3	16	1:28.606	147.4
		ADAC Formel 4 powered by Abarth	Neuhauser Racing Team							
13	7	**O.Söderström(SWE)**	**(T) ADAC Berlin-Brandenburg e.V.(DEU)**	21	**31:18.573**	19.934	146.5	10	1:28.694	147.2
		ADAC Formel 4 powered by Abarth	ADAC Berlin-Brandenburg e.V.							
14	11	**M.Wishofer(AUT)**	**(T) Lechner Racing(AUT)**	21	**31:19.368**	20.729	146.5	10	1:28.564	147.5
	R	ADAC Formel 4 powered by Abarth	Lechner Racing							
15	13	**F.Scherer(CHE)**	**(T) US Racing(DEU)**	21	**31:21.917**	23.278	146.5	10	1:28.424	147.7
		ADAC Formel 4 powered by Abarth	US Racing							
16	33	**J.Aberdein(DEU)**	**(T) Motopark(DEU)**	21	**31:26.187**	27.548	146.1	11	1:28.579	147.4
		ADAC Formel 4 powered by Abarth	Motopark							
17	64	**O.Caldwell(GBR)**	**ADAC Berlin-Brandenburg e.V.(DEU)**	21	**31:28.378**	29.739	145.9	11	1:28.522	147.5
		ADAC Formel 4 powered by Abarth	ADAC Berlin-Brandenburg e.V.							
18	99	**C.Weerts(BEL)**	**Motopark(DEU)**	21	**31:29.762**	31.123	145.7	9	1:28.946	146.8
	R	ADAC Formel 4 powered by Abarth	Motopark							
19	42	**L.Hoogenboom(NLD)**	**(T) Motopark(DEU)**	21	**31:35.827**	37.188	145.3	15	1:28.964	146.8
		ADAC Formel 4 powered by Abarth	Motopark							
20	6	**T.Beckhäuser(CZE)**	**ADAC Berlin-Brandenburg e.V.(DEU)**	21	**31:46.697**	48.058	144.5	9	1:29.364	146.1
	R	ADAC Formel 4 powered by Abarth	ADAC Berlin-Brandenburg e.V.							
21	10	**R.Wagner(DEU)**	**(T) Lechner Racing(AUT)**	21	**31:48.765**	50.126	144.4	9	1:29.590	145.8
	R	ADAC Formel 4 powered by Abarth	Lechner Racing							
22	25	**D.Ghattas(DEU)**	**(T) Team Piro Sports Interdental(DEU)**	21	**32:15.669**	1:17.030	144.6	9	1:29.710	145.6
	R	ADAC Formel 4 powered by Abarth	Team Piro Sports Interdental							
23	2	**F.Vesti(DNK)**	**(T) Van Amersfoort Racing(NLD)**	20	**31:34.564**	1LAPS	140.0	14	1:28.923	146.9
		ADAC Formel 4 powered by Abarth	Van Amersfoort Racing							
24	26	**L.Heinrich(DEU)**	**(T) Rennsport Rössler(DEU)**	19	**28:43.387**	2 LAP	144.6	5	1:29.849	145.4
	R	ADAC Formel 4 powered by Abarth	Rennsport Rössler							
Not classified										
	81	**M.Waldherr(DEU)**	**(T) Neuhauser Racing Team(AUT)**	14	**21:14.200**	7 LAP	144.3	8	1:28.757	147.1
		ADAC Formel 4 powered by Abarth	Neuhauser Racing Team							

Fastest lap of the race. Car 68 driver Juan Manuel Correa on lap 10. Time 1:28.053, average speed 148.3 km/h.

CERTINA
SWISS WATCHES

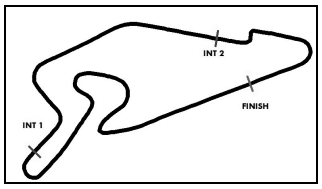

Nürburgring, Length: 3629m
Air temperature: 21.77°C
Track temperature: 32.79°C
Weather condition: Dry

ADAC Formel 4

Result List Race 3

Provisional

DMSB Reg. Nr.: 930/17

Sunday, August 06, 2017 16:35:00

started : 25 classified : 24 not classified : 1

Nr. Cl.	Drivers / Car	Team / Competitor	Laps	Total Time	Gap	Kph	Lap	Time	Kph

Following race director decision drive trough penalty converted into a time penalty of 30 seconds for car no. 25
T = nominated for the team classification

Subject to final scrutineering!		
Publication time:	Clerk of the Course: Michael Bork	Timekeeper: Steffen Ruhl

CERTINA
SWISS WATCHES

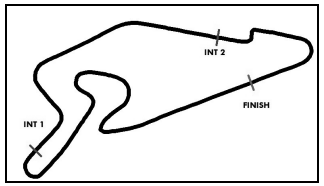

ADAC Formel 4

Lap Chart Race 3

Provisional

Nürburgring, Length: 3629 m

Sunday, August 06, 2017 16:35:00

LapCha	1	2	3	4	5	6	7	8	9	10	11	12	13	14	15	16	17	18	19	20	21	22	23	24	25	26	27	28	29	30	31	32	33	34	35	36	37	38	39	40	41	42	43	44	45
LAP 1	9	18	74	3	44	80	28	5	68	41	7	1	11	4	81	99	42	26	33	64	13	25	6	10	.2																				
LAP 2	9	18	74	44	3	80	28	5	68	41	1	7	11	4	81	99	42	26	13	33	25	6	10	64	2																				
LAP 3	9	18	74	44	3	28	5	68	41	1	80	7	11	4	81	99	42	26	33	13	25	6	10	64	2'																				
LAP 4	9	18	74	44	3	28	5	68	41	1	80	7	4	11	81	99	42	33	13	26	25	6	64	10	2'																				
LAP 5	9	18	74	44	3	28	5	68	41	1	80	7	4	11	81	99	42	33	13	26	25	64	6	10	2'																				
LAP 6	9	18	74	44	28	3	5	68	41	1	80	7	4	11	81	99	42	13	33	26	64	25	6	10	2'																				
LAP 7	9	18	74	44	28	3	5	68	1	41	80	7	4	11	81	99	42	13	33	26	64	25	6	10	2'																				
LAP 8	9	18	74	44	28	3	5	68	1	41	80	7	4	11	81	99	42	13	33	64	26	25	6	10	2'																				
LAP 9	9	18	74	44	28	3	5	68	1	41	80	4	7	11	81	99	13	42	33	64	26	25	6	10	2'																				
LAP 10	9	18	74	44	28	3	5	68	1	41	80	4	7	11	81	99	13	33	64	42	26	25	6	10	2'																				
LAP 11	9	18	74	44	28	3	5	68	1	41	80	4	7	11	81	99	13	33	64	42	26	25	10	6	2'																				
LAP 12	9	18	74	44	28	3	5	68	1	41	80	4	7	11	81	13	99	33	64	42	26	25	10	6	2'																				
LAP 13	9	18	74	44	28	3	5	68	1	41	4	80	7	11	81	13	99	33	64	42	26	25	10	6	2'																				
LAP 14	9	18	74	44	28	3	5	68	1	41	4	80	7	11	13	99	33	64	42	26	25	.81	10	6	2'																				
LAP 15	9	18	74	44	28	5	68	3	1	41	4	80	7	11	13	33	99	64	42	26	25	10	6	2'																					
LAP 16	9	18	74	44	28	5	68	3	1	41	4	80	7	11	13	33	99	64	42	26	25	10	6	2'																					
LAP 17	9	18	74	44	28	5	68	3	1	41	4	80	7	11	13	33	99	64	42	26	25	6	10	2'																					
LAP 18	9	18	74	44	28	5	68	3	1	41	4	80	7	11	13	33	64	99	42	26	25	6	10	2'																					
LAP 19	9	18	74	44	28	5	68	3	1	41	4	80	7	11	13	33	64	99	42	26	25	6	10	2'																					
LAP 20	9	18	74	44	28	5	68	3	1	41	4	80	7	11	13	33	64	99	42	25	6	10	2'																						
LAP 21	9	18	74	44	28	5	68	3	1	41	4	80	7	11	13	33	64	99	42	25	6	10																							

. - PIT STOP ' - LAP BEHIND

www.adac.de/motorsport

CERTINA SWISS WATCHES

ver: 1.0

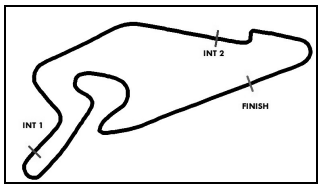

Nürburgring, Length: 3629m
Air temperature: 21.77°C
Track temperature: 32.79°C
Weather condition: Dry

ADAC Formel 4

Sector List Race 3

Provisional

DMSB Reg. Nr.: 930/17

Sunday, August 06, 2017 16:35:00

ADAC F4 GERMANY
CERTIFIED BY FIA
POWERED BY ABARTH

1 Drugovich, ITA

theoretical besttime: 1:28.139

Lap	Time	SE1	SP1	SE2	SP2	SE3	SP3	TSP	Lap	Time	SE1	SP1	SE2	SP2	SE3	SP3	TSP
1	1:35.371	50.407	129	22.808	218	22.156	179	218	12	1:28.771	44.948	130	22.571	215	**21.252**	**179**	215
2	1:29.416	45.444	126	22.538	217	21.434	179	217	13	1:28.373	44.578	131	22.479	216	21.316	178	216
3	1:29.769	45.588	131	**22.340**	219	21.841	180	219	14	1:28.434	44.688	131	22.457	216	21.289	179	216
4	1:29.841	45.811	**132**	22.453	219	21.577	178	219	15	1:28.606	44.710	129	22.471	217	21.425	179	217
5	1:28.923	44.771	131	22.610	219	21.542	177	219	16	1:28.935	44.873	131	22.457	218	21.605	177	218
6	1:28.596	44.551	132	22.592	219	21.453	**180**	219	17	1:28.945	45.058	131	22.492	218	21.395	179	218
7	1:28.728	44.620	132	22.559	**221**	21.549	179	**221**	18	1:28.823	44.891	129	22.538	217	21.394	179	217
8	1:28.382	44.618	131	22.423	217	21.341	179	217	19	1:28.833	44.790	131	22.612	218	21.431	179	218
9	**1:28.361**	**44.547**	132	22.438	217	21.376	179	217	20	1:28.835	44.763	131	22.451	219	21.621	179	219
10	1:28.428	44.672	131	22.471	216	21.285	180	216	21	1:28.752	44.880	129	22.501	217	21.371	179	217
11	1:28.387	44.604	131	22.497	216	21.286	179	216									

2 Vesti, DNK

theoretical besttime: 1:28.741

Lap	Time	SE1	SP1	SE2	SP2	SE3	SP3	TSP	Lap	Time	SE1	SP1	SE2	SP2	SE3	SP3	TSP
1	2:02.787	59.158	104	29.901	133	33.728	53	133	11	1:29.256	45.052	131	**22.492**	**219**	21.712	178	219
2	2:23.853	1:37.782	131	23.281	210	22.790	172	210	12	1:30.349	45.766	123	23.306	215	**21.277**	**179**	215
3	1:35.257	50.901	**132**	22.695	214	21.661	178	214	13	1:29.075	45.137	130	22.643	216	21.295	179	216
4	1:35.947	45.241	131	27.116	150	23.590	177	150	14	**1:28.923**	44.975	130	22.543	216	21.405	179	216
5	1:32.220	47.460	131	22.716	217	22.044	179	217	15	1:29.179	45.200	130	22.517	217	21.462	179	217
6	1:29.714	45.555	130	22.699	216	21.460	178	216	16	1:30.630	46.243	131	22.528	219	21.859	178	**219**
7	1:29.165	44.988	131	22.600	216	21.577	179	216	17	1:30.107	46.165	130	22.518	215	21.424	177	215
8	1:30.270	46.125	132	22.632	216	21.513	178	216	18	1:29.143	44.979	132	22.574	215	21.590	175	215
9	1:29.784	45.307	130	22.642	218	21.835	179	218	19	1:28.947	**44.972**	**131**	22.569	214	21.406	177	214
10	1:29.763	45.918	131	22.519	217	21.326	179	217	20	1:30.195	45.511	131	22.892	214	21.792	151	214

3 Gachot, GBR

theoretical besttime: 1:28.316

Lap	Time	SE1	SP1	SE2	SP2	SE3	SP3	TSP	Lap	Time	SE1	SP1	SE2	SP2	SE3	SP3	TSP
1	1:31.853	47.325	129	22.908	213	21.620	178	213	12	1:28.544	44.855	127	22.456	215	21.233	178	215
2	1:29.890	45.956	130	22.520	215	21.414	**179**	215	13	1:28.587	44.860	130	22.447	215	21.280	177	215
3	1:28.983	45.098	130	22.534	215	21.351	178	215	14	1:28.530	44.873	130	22.455	215	**21.202**	**178**	215
4	1:29.044	45.158	**132**	22.521	217	21.365	179	217	15	1:30.044	44.980	130	22.483	214	22.581	178	214
5	1:28.598	44.877	130	22.515	215	21.206	178	215	16	1:29.220	45.397	129	22.450	217	21.373	179	217
6	1:29.662	44.951	128	22.617	215	22.094	174	215	17	1:28.745	44.985	130	22.486	216	21.274	178	216
7	1:29.340	45.571	131	22.462	217	21.307	178	217	18	1:29.009	45.008	131	22.629	216	21.372	178	216
8	1:28.533	44.860	130	22.455	217	21.218	179	217	19	1:28.815	45.127	130	**22.380**	**217**	21.308	178	**217**
9	**1:28.466**	**44.734**	130	22.442	216	21.290	178	216	20	1:28.812	45.016	131	22.408	217	21.388	178	217
10	1:28.739	45.024	130	22.480	215	21.235	178	215	21	1:28.913	45.100	128	22.490	216	21.323	178	216
11	1:28.592	44.803	130	22.454	214	21.335	179	214									

4 Flörsch, DEU

theoretical besttime: 1:28.000

Lap	Time	SE1	SP1	SE2	SP2	SE3	SP3	TSP	Lap	Time	SE1	SP1	SE2	SP2	SE3	SP3	TSP
1	1:37.063	51.119	129	23.524	213	22.420	177	213	12	1:28.890	44.928	132	22.569	217	21.393	179	217
2	1:29.368	45.316	129	22.647	213	21.405	**180**	213	13	1:28.290	44.681	132	22.425	216	21.184	178	216
3	1:29.607	45.102	130	22.589	**219**	21.916	179	**219**	14	1:28.240	44.660	132	22.433	215	21.147	179	215
4	1:30.478	45.137	131	22.954	216	22.387	178	216	15	1:28.350	44.774	133	22.422	215	21.154	179	215
5	1:28.654	44.834	131	22.504	216	21.316	180	216	16	1:28.578	44.841	134	22.419	215	21.318	177	215
6	1:29.246	45.169	133	22.705	217	21.372	179	217	17	1:28.409	44.749	131	22.440	216	21.220	179	216
7	1:28.792	44.930	131	22.530	218	21.332	179	218	18	1:28.360	44.605	133	**22.411**	**216**	21.344	176	216
8	1:29.424	45.578	129	22.641	216	21.205	180	216	19	1:28.496	44.812	133	22.459	215	21.225	179	215
9	**1:28.110**	**44.462**	132	22.458	216	21.190	179	216	20	1:28.523	44.809	132	22.420	216	21.294	179	216
10	1:28.773	45.001	129	22.521	215	21.251	179	215	21	1:28.711	44.935	132	22.523	216	21.253	179	216
11	1:28.490	44.894	131	22.469	215	**21.127**	180	215									

5 Zendeli, DEU

theoretical besttime: 1:28.160

Lap	Time	SE1	SP1	SE2	SP2	SE3	SP3	TSP	Lap	Time	SE1	SP1	SE2	SP2	SE3	SP3	TSP
1	1:34.038			1:12.437	212	21.601	178	212	12	1:28.497	44.683	133	22.445	218	21.369	180	218
2	1:29.341	45.051	132	22.566	216	21.724	180	216	13	1:28.583	44.814	133	22.391	218	21.378	179	218
3	1:30.566	45.535	132	22.998	214	22.033	176	214	14	1:28.500	44.796	134	22.386	219	21.318	180	219
4	1:29.245	45.335	132	22.390	215	21.520	179	215	15	1:29.001	44.893	133	22.364	220	21.744	179	**220**
5	1:28.565	44.864	133	22.474	214	21.227	178	214	16	1:28.662	44.870	132	22.419	215	21.373	178	215
6	1:28.379	44.723	133	22.399	215	21.257	179	215	17	1:28.559	44.899	132	22.429	216	21.231	179	216
7	1:28.562	44.824	131	22.453	215	21.285	178	215	18	1:28.403	44.709	132	22.417	215	21.277	178	215
8	**1:28.180**	44.663	132	**22.314**	217	**21.203**	180	217	19	1:28.432	44.725	133	22.497	216	21.210	179	216
9	1:28.373	**44.643**	133	22.460	216	21.270	179	216	20	1:28.304	44.691	135	22.341	216	21.272	179	216

CERTINA
SWISS WATCHES

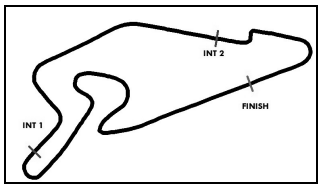

Nürburgring, Length: 3629m
Air temperature: 21.77°C
Track temperature: 32.79°C
Weather condition: Dry

ADAC Formel 4

Sector List Race 3

Provisional

DMSB Reg. Nr.: 930/17

Sunday, August 06, 2017 16:35:00

Lap	Time	SE1	SP1	SE2	SP2	SE3	SP3	TSP	Lap	Time	SE1	SP1	SE2	SP2	SE3	SP3	TSP
10	1:28.398	44.700	131	22.395	218	21.303	180	218	21	1:28.926	44.913	132	22.561	214	21.452	177	214
11	1:28.489	44.827	132	22.376	216	21.286	**180**	216									

6 Beckhäuser, CZE

theoretical besttime: 1:29.059

1	1:39.060	53.279	131	23.127	217	22.654	177	217	12	1:29.655	45.366	132	22.659	214	21.630	179	214
2	1:31.485	46.560	129	22.887	217	22.038	179	217	13	1:29.551	45.173	133	22.567	219	21.811	179	219
3	1:30.507	45.877	131	22.731	216	21.899	179	216	14	1:29.861	45.740	132	22.656	217	**21.465**	**181**	217
4	1:30.722	45.801	133	22.866	217	22.055	175	217	15	1:30.564	45.753	133	23.067	213	21.744	180	213
5	1:30.899	46.069		23.308	214	21.522	179	214	16	1:30.048	45.446	133	22.724	219	21.878	179	219
6	1:30.104	**45.067**	131	**22.527**	217	22.510	179	217	17	1:31.270	45.797	132	22.851	219	22.622	176	**219**
7	1:30.807	46.308	133	22.670	218	21.829	177	218	18	1:30.860	45.859	132	22.794	214	22.207	178	214
8	1:30.304	46.068	131	22.591	216	21.645	180	216	19	1:29.613	45.357	133	22.668	214	21.588	178	214
9	**1:29.364**	45.272	133	22.570	217	21.522	180	217	20	1:29.800	45.305	133	22.689	215	21.806	179	215
10	1:30.307	45.955	133	22.615	216	21.737	179	216	21	1:29.639	45.449	132	22.682	215	21.508	179	215
11	1:32.277	47.665	132	22.894	214	21.718	180	214									

7 Söderström, SWE

theoretical besttime: 1:28.614

1	1:35.127	50.121	130	22.994	214	22.012	178	214	12	1:28.722	44.971	131	22.508	215	**21.243**	**179**	215
2	1:30.480	45.946	122	23.001	213	21.533	178	213	13	1:28.877	45.056	130	22.486	217	21.335	179	217
3	1:29.774	45.461	132	22.597	219	21.716	180	219	14	1:28.798	44.949	133	22.516	216	21.333	179	216
4	1:30.166	45.643	132	22.661	**221**	21.862	178	**221**	15	1:29.006	45.055	132	22.622	216	21.329	180	216
5	1:29.330	45.244	131	22.630	215	21.456	180	215	16	1:28.813	45.086	132	22.482	216	21.245	180	216
6	1:29.162	45.289	130	22.481	216	21.392	179	216	17	1:28.756	44.967	132	22.499	219	21.290	180	219
7	1:29.072	45.149	131	22.453	216	21.470	177	216	18	1:29.110	45.146	132	22.551	215	21.413	179	215
8	1:29.292	45.539	131	22.471	215	21.282	180	215	19	1:29.160	45.140	132	22.611	217	21.409	178	217
9	1:29.241	45.450	132	**22.433**	216	21.358	177	216	20	1:28.867	45.016	132	22.534	216	21.317	179	216
10	**1:28.694**	**44.938**	132	22.437	216	21.319	179	216	21	1:29.330	45.400	130	22.556	216	21.374	179	216
11	1:28.796	45.073	132	22.439	215	21.284	179	215									

9 Armstrong, ITA

theoretical besttime: 1:27.962

1	1:30.161	45.926	131	22.777	210	21.458	177	210	12	1:28.254	44.676	131	22.485	213	**21.093**	**178**	213
2	1:28.900	44.900	131	22.659	211	21.341	177	211	13	1:28.309	44.665	130	22.476	213	21.168	178	213
3	1:28.513	44.817	130	22.429	213	21.267	177	213	14	1:28.299	44.662	131	**22.363**	**211**	21.274	177	211
4	1:28.402	44.640	131	22.462	213	21.300	177	213	15	1:28.143	**44.506**	**131**	22.448	211	21.189	177	211
5	1:28.416	44.596	130	22.570	212	21.250	177	212	16	1:28.412	44.637	132	22.444	211	21.331	178	211
6	1:28.597	44.671	131	22.694	213	21.232	177	213	17	1:28.357	44.656	131	22.513	212	21.188	177	212
7	1:28.427	44.698	130	22.542	**215**	21.187	177	**215**	18	1:28.595	44.824	130	22.552	213	21.219	176	213
8	**1:28.080**	44.515	130	22.445	212	21.120	**179**	212	19	1:28.435	44.811	131	22.407	214	21.217	176	214
9	1:28.206	44.581	129	22.501	214	21.124	179	214	20	1:28.675	44.897	131	22.427	213	21.351	177	213
10	1:28.216	44.574	132	22.475	213	21.167	179	213	21	1:29.074	45.073	131	22.552	213	21.449	173	213
11	1:28.168	44.603	130	22.419	213	21.146	179	213									

10 Wagner, DEU

theoretical besttime: 1:29.532

1	1:40.511	55.078	129	23.268	211	22.165	176	211	12	1:30.080	45.431	131	22.724	213	21.925	176	213
2	1:30.739	45.921	**132**	22.819	213	21.999	177	213	13	1:29.915	45.464	131	22.707	215	21.744	175	215
3	1:30.483	45.662	131	22.836	**217**	21.985	177	**217**	14	1:29.967	45.498	127	22.693	213	21.776	175	213
4	1:31.143	45.683	131	22.856	215	22.604	176	215	15	1:30.183	45.537	129	22.723	213	21.923	172	213
5	1:30.995	46.304	130	22.979	214	21.712	176	214	16	1:30.236	45.635	130	22.883	213	21.718	175	213
6	1:29.918	45.375	130	22.770	214	21.773	172	214	17	1:32.194	45.949	126	22.934	213	23.311	176	213
7	1:30.413	45.858	131	22.737	216	21.818	175	216	18	1:30.836	45.830	132	22.711	216	22.295	175	216
8	1:30.616	46.170	131	22.750	215	21.696	177	215	19	1:30.036	45.670	130	**22.655**	**215**	21.711	177	215
9	**1:29.590**	**45.274**	131	22.713	214	**21.603**	177	214	20	1:30.106	45.598	127	22.846	213	21.662	176	213
10	1:30.014	45.627	131	22.681	215	21.706	177	215	21	1:30.469	45.534	129	22.970	213	21.965	177	213
11	1:30.321	45.755	132	22.795	214	21.771	176	214									

11 Wishofer, AUT

theoretical besttime: 1:28.409

1	1:36.250	50.906	127	23.120	217	22.224	178	217	12	1:28.728	44.861	130	22.543	216	21.324	178	216
2	1:29.755	45.390	131	22.723	216	21.642	179	216	13	1:28.822	44.887	129	22.481	219	21.454	178	219
3	1:29.738	45.285	130	22.748	217	21.705	177	217	14	1:28.757	44.927	128	22.471	217	21.359	179	217
4	1:31.113	45.839	130	22.707	**219**	22.567	171	**219**	15	1:29.052	44.994	125	22.653	216	21.405	178	216
5	1:30.527	45.782	128	22.684	215	22.061	177	215	16	1:28.878	44.892	130	22.535	216	21.451	179	216
6	1:29.003	44.961	130	22.651	214	21.391	177	214	17	1:28.801	44.970	130	22.504	217	21.327	178	217

CERTINA
SWISS WATCHES

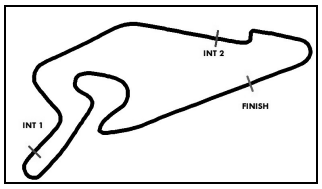

Nürburgring, Length: 3629m
Air temperature: 21.77°C
Track temperature: 32.79°C
Weather condition: Dry

ADAC Formel 4

Sector List Race 3

Provisional

DMSB Reg. Nr.: 930/17

Sunday, August 06, 2017 16:35:00

Lap	Time	SE1	SP1	SE2	SP2	SE3	SP3	TSP	Lap	Time	SE1	SP1	SE2	SP2	SE3	SP3	TSP
7	1:28.728	44.843	130	22.608	215	**21.277**	178	215	18	1:29.243	45.030	129	22.623	216	21.590	176	216
8	1:28.662	44.880	130	22.496	216	21.286	179	216	19	1:29.188	45.010	131	22.633	216	21.545	179	216
9	1:28.621	**44.691**	130	22.528	217	21.402	177	217	20	1:29.081	44.989	130	22.607	216	21.485	177	216
10	**1:28.564**	44.777	131	**22.441**	217	21.346	**179**	217	21	1:29.095	45.159	131	22.527	216	21.409	178	216
11	1:28.762	44.773	**131**	22.504	217	21.485	178	217									

13 Scherer, CHE

theoretical besttime: 1:28.267

1	1:38.527	52.770	129	23.012	220	22.745	181	220	12	1:28.690	44.837	130	22.473	219	21.380	181	219
2	1:30.673	46.181	130	22.529	220	21.963	180	220	13	1:30.160	45.761	129	22.691	217	21.708	180	217
3	1:30.718	46.161	129	22.540	216	22.017	180	216	14	1:28.452	44.874	132	22.424	214	21.154	180	214
4	1:29.599	45.707	129	22.510	215	21.382	180	215	15	1:28.465	44.900	129	22.473	215	**21.092**	**181**	215
5	1:29.649	45.269	129	22.670	220	21.710	176	220	16	1:28.475	44.843	129	22.481	214	21.151	181	214
6	1:30.619	45.831	129	22.557	219	22.231	179	219	17	1:28.962	45.320	128	22.520	215	21.122	180	215
7	1:28.743	45.064	130	22.418	216	21.261	181	216	18	1:28.660	45.035	129	22.492	216	21.133	180	216
8	1:28.880	45.002	128	22.408	**220**	21.470	**183**	**220**	19	1:28.679	45.035	129	22.504	214	21.140	180	214
9	1:28.520	44.797	130	**22.400**	215	21.323	179	215	20	1:29.019	45.143	129	22.507	215	21.369	179	215
10	**1:28.424**	**44.775**	129	22.416	215	21.233	181	215	21	1:28.865	45.195	129	22.440	216	21.230	179	216
11	1:29.138	44.935	129	22.472	217	21.731	181	217									

18 Hanses, DEU

theoretical besttime: 1:28.018

1	1:30.625	46.331	131	22.646	216	21.648	178	216	12	1:28.165	44.585	131	22.437	216	21.143	178	216
2	1:29.035	45.003	131	22.572	216	21.460	177	216	13	1:28.552	44.948	131	22.368	216	21.236	177	216
3	1:28.683	44.986	131	22.381	216	21.316	179	216	14	1:28.266	44.681	131	22.359	215	21.226	178	215
4	1:28.528	44.834	**132**	22.437	216	21.257	178	216	15	1:28.279	44.707	131	22.335	215	21.237	179	215
5	1:28.531	44.758	131	22.429	216	21.344	178	216	16	1:28.385	44.755	130	22.357	215	21.273	178	215
6	1:28.293	**44.579**	131	22.508	216	21.206	179	216	17	1:28.334	44.768	130	22.412	215	21.154	179	215
7	1:28.459	44.826	131	22.440	217	21.193	178	217	18	1:28.471	44.855	131	22.350	216	21.266	177	216
8	1:28.145	44.636	132	22.375	216	**21.134**	**180**	216	19	1:28.667	44.889	130	22.416	216	21.362	178	216
9	1:28.370	44.818	131	22.328	**217**	21.224	178	**217**	20	1:28.540	44.919	130	**22.305**	**216**	21.316	177	216
10	**1:28.117**	44.584	131	22.360	216	21.173	179	216	21	1:28.949	45.150	130	22.473	215	21.326	176	215
11	1:28.302	44.769	131	22.370	216	21.163	179	216									

25 Ghattas, DEU

theoretical besttime: 1:29.533

1	1:39.009	52.169	129	23.571	213	23.269	174	213	12	1:29.803	45.468	129	22.700	212	21.635	177	212
2	1:31.079	46.186	128	23.084	212	21.809	176	212	13	1:29.999	45.431	129	22.862	212	21.706	177	212
3	1:30.554	45.811	128	22.869	212	21.874	175	212	14	1:29.753	45.262	129	22.850	211	21.641	177	211
4	1:30.570	45.897	128	22.938	214	21.735	177	214	15	1:29.937	45.540	130	22.778	211	21.619	177	211
5	1:30.223	45.510	127	22.828	212	21.885	175	212	16	1:29.813	45.357	129	22.773	212	21.683	178	212
6	1:31.208	45.342	131	22.813	213	23.053	175	213	17	1:30.051	45.614	129	22.697	213	21.740	177	213
7	1:30.560	45.809	130	22.960	211	21.791	174	211	18	1:29.750	45.328	129	**22.696**	**213**	21.726	178	213
8	1:30.051	45.401	129	22.818	213	21.832	176	213	19	1:30.911	45.493	129	23.038	216	22.380	177	**216**
9	**1:29.710**	**45.224**	130	22.761	212	21.725	176	212	20	1:32.027	47.197	126	23.012	211	21.818	176	211
10	1:29.856	45.543	**131**	22.700	211	**21.613**	177	211	21	1:30.111	45.519	129	22.904	211	21.688	177	211
11	1:30.694	46.047	129	22.944	210	21.703	177	210									

26 Heinrich, DEU

theoretical besttime: 1:29.742

1	1:37.909	51.446	127	23.648	211	22.815	174	211	11	1:29.949	45.615	126	22.728	213	21.606	176	213
2	1:30.991	46.430	127	22.697	213	21.864	176	213	12	1:30.147	45.616	126	22.807	212	21.724	175	212
3	1:30.370	45.912	127	**22.675**	213	21.783	174	213	13	1:30.158	45.764	127	22.780	213	21.614	176	213
4	1:31.381	47.097	**128**	22.691	213	21.593	175	213	14	1:30.161	45.586	125	22.950	209	21.625	176	209
5	**1:29.849**	**45.512**	128	22.729	213	21.608	176	213	15	1:29.914	45.601	128	22.758	210	**21.555**	**177**	210
6	1:30.084	45.651	128	22.710	**214**	21.723	176	**214**	16	1:30.186	45.666	126	22.793	210	21.727	176	210
7	1:30.034	45.638	127	22.801	214	21.595	175	214	17	1:30.481	45.992	121	22.861	210	21.628	175	210
8	1:30.150	45.779	127	22.718	212	21.653	175	212	18	1:30.296	45.691	125	22.979	210	21.626	175	210
9	1:29.990	45.572	127	22.735	213	21.683	**177**	213	19	1:31.383	45.803	124	23.224	211	22.356	174	211
10	1:29.954	45.558	127	22.732	211	21.664	177	211	20								

CERTINA
SWISS WATCHES

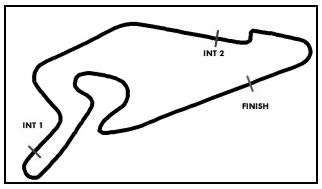

Nürburgring, Length: 3629m
Air temperature: 21.77°C
Track temperature: 32.79°C
Weather condition: Dry

ADAC Formel 4

Sector List Race 3

Provisional

DMSB Reg. Nr.: 930/17

Sunday, August 06, 2017 16:35:00

28 Schramm, DEU — theoretical besttime: 1:28.214

Lap	Time	SE1	SP1	SE2	SP2	SE3	SP3	TSP	Lap	Time	SE1	SP1	SE2	SP2	SE3	SP3	TSP
1	1:33.060	48.824	128	22.735	215	21.501	179	215	12	1:28.594	44.820	131	22.507	214	21.267	178	214
2	1:29.902	45.492	129	22.615	216	21.795	178	216	13	1:28.312	44.634	131	22.395	215	21.283	177	215
3	1:29.001	45.081	131	22.574	214	21.346	177	214	14	1:28.417	44.668	131	22.452	216	21.297	177	216
4	1:28.573	44.772	131	22.440	215	21.361	178	215	15	1:28.473	44.673	130	22.480	216	21.320	178	216
5	1:28.429	44.630	131	22.505	216	21.294	178	216	16	1:28.635	44.809	131	22.500	215	21.326	178	215
6	1:28.970	44.651	130	22.475	**218**	21.844	175	**218**	17	1:28.554	44.806	130	22.469	215	21.279	178	215
7	1:28.876	45.130	131	22.449	214	21.297	178	214	18	1:28.626	44.774	131	22.549	215	21.303	178	215
8	1:28.320	44.715	131	**22.366**	216	21.239	178	216	19	1:28.534	44.783	132	22.487	216	21.264	178	216
9	**1:28.285**	**44.629**	132	22.437	215	**21.219**	**179**	215	20	1:28.371	44.706	131	22.384	216	21.281	178	216
10	1:28.369	44.720	131	22.414	215	21.235	178	215	21	1:28.662	44.961	130	22.404	216	21.297	178	216
11	1:28.382	44.683	**132**	22.383	215	21.316	178	215									

33 Aberdein, DEU — theoretical besttime: 1:28.375

Lap	Time	SE1	SP1	SE2	SP2	SE3	SP3	TSP	Lap	Time	SE1	SP1	SE2	SP2	SE3	SP3	TSP
1	1:38.329	51.691	123	23.478	213	23.160	176	213	12	1:28.714	44.886	129	22.491	213	21.337	177	213
2	1:31.053	46.526	129	22.718	218	21.809	**179**	218	13	1:28.772	44.865	128	22.509	216	21.398	177	216
3	1:30.140	45.632	130	22.812	216	21.696	178	216	14	1:28.905	45.110	131	22.464	215	21.331	178	215
4	1:29.358	45.476	129	22.490	218	21.392	179	218	15	1:29.139	44.848	130	22.363	218	21.928	176	218
5	1:29.881	45.561	129	22.598	216	21.722	179	216	16	1:29.066	45.134	129	22.583	213	21.349	177	213
6	1:31.179	45.956	129	**22.316**	**220**	22.907	178	**220**	17	1:28.803	44.905	130	22.509	213	21.389	177	213
7	1:29.146	45.353	129	22.422	216	21.371	178	216	18	1:28.834	44.833	130	22.538	213	21.463	176	213
8	1:28.847	45.008	129	22.428	217	21.411	177	217	19	1:29.044	45.090	129	22.589	216	21.365	176	216
9	1:29.572	45.502	130	22.395	219	21.675	179	219	20	1:29.042	44.980	129	22.569	213	21.493	176	213
10	1:29.825	46.120	130	22.444	214	**21.261**	177	214	21	1:29.959	45.485	131	22.763	213	21.711	177	213
11	**1:28.579**	**44.798**	130	22.503	213	21.278	177	213									

41 Petrov, ITA — theoretical besttime: 1:28.257

Lap	Time	SE1	SP1	SE2	SP2	SE3	SP3	TSP	Lap	Time	SE1	SP1	SE2	SP2	SE3	SP3	TSP
1	1:34.752	49.789	129	23.068	217	21.895	179	217	12	1:28.452	44.609	130	22.567	215	21.276	179	215
2	1:29.509	45.372	129	22.596	217	21.541	179	217	13	**1:28.306**	44.589	130	**22.487**	**215**	21.230	179	215
3	1:30.102	45.391	130	22.621	**218**	22.090	178	**218**	14	1:28.359	44.582	131	22.542	216	21.235	179	216
4	1:29.597	45.552	131	22.626	217	21.419	179	217	15	1:28.509	**44.562**	**131**	22.598	216	21.349	178	216
5	1:28.854	44.940	129	22.706	215	**21.208**	177	215	16	1:28.531	44.691	131	22.559	215	21.281	180	215
6	1:28.699	44.792	130	22.606	217	21.301	179	217	17	1:28.730	44.908	133	22.512	217	21.310	178	217
7	1:30.224	44.825	130	22.662	215	22.737	178	215	18	1:28.868	44.858	129	22.582	218	21.428	178	218
8	1:28.642	44.747	130	22.600	215	21.295	177	215	19	1:28.754	44.783	131	22.602	217	21.369	177	217
9	1:28.753	44.808	132	22.537	216	21.408	179	216	20	1:28.738	44.773	131	22.492	216	21.473	179	216
10	1:28.402	44.592	131	22.515	215	21.295	177	215	21	1:28.833	45.040	131	22.508	217	21.285	178	217
11	1:28.579	44.654	131	22.562	215	21.363	177	215									

42 Hoogenboom, NLD — theoretical besttime: 1:28.719

Lap	Time	SE1	SP1	SE2	SP2	SE3	SP3	TSP	Lap	Time	SE1	SP1	SE2	SP2	SE3	SP3	TSP
1	1:37.679	50.940	128	23.609	213	23.130	175	213	12	1:29.469	45.249	130	22.592	213	21.628	177	213
2	1:30.812	46.116	129	22.594	**215**	22.102	**178**	**215**	13	1:29.878	45.720	129	22.588	213	21.570	174	213
3	1:30.528	45.902	129	22.616	214	22.010	170	214	14	1:29.345	45.383	130	22.556	213	21.406	177	213
4	1:29.618	45.745	129	22.555	214	21.318	177	214	15	**1:28.964**	45.002	129	22.626	212	21.336	178	212
5	1:29.961	45.551	128	22.536	215	21.874	177	215	16	1:29.285	45.287	130	22.570	213	21.428	177	213
6	1:30.276	45.823	130	22.569	214	21.884	176	214	17	1:30.867	46.311	129	22.654	213	21.902	176	213
7	1:29.019	**44.938**	129	22.607	214	21.474	175	214	18	1:30.756	46.624	126	22.718	215	21.414	177	215
8	1:29.420	45.259	130	22.578	214	21.583	176	214	19	1:29.613	45.518	128	22.601	215	21.494	177	215
9	1:30.001	45.902	129	**22.497**	214	21.602	177	214	20	1:29.685	45.517	128	22.731	213	21.437	176	213
10	1:31.541	47.052	129	22.787	213	21.702	175	213	21	1:29.662	45.487	122	22.740	213	21.435	178	213
11	1:29.448	45.635	130	22.529	214	**21.284**	178	214									

44 Vips, ITA — theoretical besttime: 1:28.033

Lap	Time	SE1	SP1	SE2	SP2	SE3	SP3	TSP	Lap	Time	SE1	SP1	SE2	SP2	SE3	SP3	TSP
1	1:32.065	47.960	129	22.552	216	21.553	178	216	12	1:28.439	44.731	130	22.527	214	21.181	178	214
2	1:29.163	45.045	130	22.643	213	21.475	**178**	213	13	**1:28.209**	44.619	130	22.390	217	21.200	177	**217**
3	1:28.701	44.847	130	22.544	216	21.310	177	216	14	1:28.938	45.296	130	22.469	216	21.173	177	216
4	1:29.386	45.666	131	22.450	215	21.270	178	215	15	1:28.365	44.844	130	**22.360**	**214**	21.161	177	214
5	1:28.250	**44.520**	130	22.577	214	**21.153**	178	214	16	1:28.276	44.620	129	22.443	214	21.213	178	214
6	1:28.857	44.927	131	22.552	215	21.378	176	215	17	1:28.407	44.726	130	22.437	216	21.244	177	216
7	1:28.503	44.725	130	22.539	215	21.239	178	215	18	1:28.518	44.779	129	22.487	214	21.252	177	214
8	1:28.451	44.847	**131**	22.438	216	21.166	177	216	19	1:28.615	44.886	130	22.494	216	21.235	178	216
9	1:28.782	44.906	129	22.518	216	21.358	177	216	20	1:28.740	44.870	130	22.475	215	21.395	178	215

CERTINA SWISS WATCHES

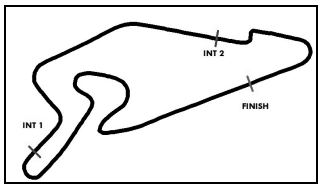

Nürburgring, Length: 3629m
Air temperature: 21.77°C
Track temperature: 32.79°C
Weather condition: Dry

ADAC Formel 4

Sector List Race 3

Provisional

DMSB Reg. Nr.: 930/17

Sunday, August 06, 2017 16:35:00

Lap	Time	SE1	SP1	SE2	SP2	SE3	SP3	TSP	Lap	Time	SE1	SP1	SE2	SP2	SE3	SP3	TSP
10	1:28.700	44.915	130	22.429	216	21.356	177	216	21	1:28.984	44.895	130	22.570	214	21.519	175	214
11	1:28.362	44.703	129	22.419	216	21.240	177	216									

64 Caldwell, GBR

theoretical besttime: 1:28.356

1	1:38.482	51.704		23.601	216	23.177	177	216	12	1:28.635	44.789	129	22.531	216	21.315	179	216
2	1:33.632	49.135	131	22.954	212	21.543	178	212	13	1:28.693	44.741	132	22.546	218	21.406	178	218
3	1:29.900	45.395	132	22.803	215	21.702	177	215	14	1:29.005	45.004	128	22.501	218	21.500	176	218
4	1:30.133	45.609	128	22.712	219	21.812	178	219	15	1:29.030	44.878	128	22.541	217	21.611	180	217
5	1:29.722	45.429	131	22.740	215	21.553	177	215	16	1:29.743	45.560	129	22.555	218	21.628	179	218
6	1:30.051	45.189	129	22.639	**220**	22.223	178	**220**	17	1:29.438	45.134	129	22.512	217	21.792	177	217
7	1:28.880	44.888	129	22.583	218	21.409	**180**	218	18	1:30.194	46.170	131	22.616	214	21.408	177	214
8	1:28.687	**44.632**	**133**	22.563	217	21.492	179	217	19	1:28.687	44.827	132	22.507	216	21.353	178	216
9	1:28.574	44.799	133	22.528	217	**21.247**	179	217	20	1:28.928	44.862	129	22.560	215	21.506	178	215
10	1:29.846	45.875	127	22.528	216	21.443	177	216	21	1:29.596	45.432	131	22.621	215	21.543	178	215
11	**1:28.522**	44.772	132	**22.477**	216	21.273	179	216									

68 Correa, ITA

theoretical besttime: 1:28.052

1	1:34.552	49.486	130	23.187	215	21.879	176	215	12	1:28.490	44.796	131	22.410	218	21.284	179	218
2	1:29.214	45.104	130	22.683	216	21.427	179	216	13	1:28.649	44.722	131	22.555	217	21.372	178	217
3	1:30.387	45.496	130	22.712	216	22.179	176	216	14	1:28.781	45.003	129	22.466	216	21.312	178	216
4	1:29.458	45.525	130	22.510	216	21.423	179	216	15	1:28.757	44.767	130	22.465	216	21.525	177	216
5	1:28.588	44.847	131	22.442	216	21.299	177	216	16	1:28.878	45.007	131	22.558	215	21.313	178	215
6	1:28.707	44.715	**131**	22.589	216	21.403	178	216	17	1:28.541	44.817	130	22.434	216	21.290	178	216
7	1:28.497	44.684	131	22.536	216	21.277	178	216	18	1:29.044	45.049	131	22.569	214	21.426	177	214
8	1:28.412	44.671	131	22.548	216	21.193	178	216	19	1:28.700	44.843	130	22.526	215	21.331	177	215
9	1:28.218	44.586	131	22.475	216	**21.157**	179	216	20	1:28.724	44.895	130	22.507	214	21.322	178	214
10	**1:28.053**	**44.493**	131	**22.402**	216	21.158	179	216	21	1:28.954	44.960	130	22.583	213	21.411	176	213
11	1:28.489	44.779	131	22.411	**218**	21.299	**180**	**218**									

74 Fittipaldi, ITA

theoretical besttime: 1:28.149

1	1:31.134	47.005	131	22.660	213	21.469	**179**	213	12	1:28.351	44.688	131	22.510	213	21.153	178	213
2	1:29.189	45.197	130	22.598	214	21.394	178	214	13	1:28.286	**44.636**	**132**	22.403	213	21.247	177	213
3	1:28.842	45.032	129	22.498	214	21.312	177	214	14	1:28.574	45.058	131	22.377	212	**21.139**	**178**	212
4	1:29.374	45.582	131	22.475	213	21.317	178	213	15	**1:28.229**	44.664	132	22.398	213	21.167	178	213
5	1:28.599	44.792	129	22.541	213	21.266	177	213	16	1:28.393	44.669	131	22.375	213	21.349	177	213
6	1:28.700	44.935	131	22.502	213	21.263	177	213	17	1:28.664	44.980	132	22.490	213	21.194	177	213
7	1:28.699	44.763	131	22.620	214	21.316	178	214	18	1:28.361	44.669	132	22.447	215	21.245	177	215
8	1:28.413	44.716	132	22.473	213	21.224	178	213	19	1:28.492	44.850	131	22.419	214	21.223	178	214
9	1:28.818	44.951	130	22.555	213	21.312	177	213	20	1:28.647	44.933	131	**22.374**	**215**	21.340	177	**215**
10	1:28.622	44.892	131	22.503	213	21.227	178	213	21	1:28.882	44.990	132	22.547	213	21.345	178	213
11	1:28.292	44.689	**132**	22.412	213	21.191	178	213									

80 Estner, DEU

theoretical besttime: 1:28.465

1	1:32.722	48.317	129	22.863	213	21.542	177	213	12	1:29.046	45.110	129	22.652	214	21.284	178	214
2	1:30.072	45.465	129	22.893	214	21.714	176	214	13	1:29.553	45.537	129	22.585	215	21.431	177	215
3	1:32.219	47.905	**131**	22.780	216	21.534	177	216	14	1:28.839	44.898	129	22.622	214	21.319	177	214
4	1:30.086	45.768	130	22.764	216	21.554	177	216	15	1:28.860	44.940	129	22.667	215	**21.253**	**178**	215
5	1:29.131	45.045	130	22.703	214	21.383	177	214	16	**1:28.606**	**44.649**	**130**	22.631	214	21.326	177	214
6	1:28.943	44.924	129	22.730	215	21.289	177	215	17	1:28.883	44.906	130	22.616	214	21.361	177	214
7	1:29.156	45.112	129	22.722	214	21.322	177	214	18	1:29.154	45.104	128	22.695	214	21.355	177	214
8	1:28.875	44.820	130	22.668	**217**	21.387	**178**	**217**	19	1:28.930	44.958	128	22.630	214	21.342	177	214
9	1:28.731	44.699	130	22.586	216	21.446	177	216	20	1:28.867	44.935	130	**22.563**	**215**	21.369	177	215
10	1:28.863	44.895	129	22.642	214	21.326	177	214	21	1:29.602	45.342	129	22.765	213	21.495	177	213
11	1:28.752	44.841	130	22.586	214	21.325	177	214									

81 Waldherr, DEU

theoretical besttime: 1:28.730

1	1:37.385	50.705	128	23.139	213	23.541	177	213	8	**1:28.757**	**44.958**	**130**	22.586	215	**21.213**	**178**	215
2	1:30.395	45.419	129	22.942	213	22.034	177	213	9	1:28.998	45.041	130	22.640	214	21.317	178	214
3	1:29.534	45.359	130	22.680	213	21.495	176	213	10	1:29.267	45.258	131	22.633	213	21.376	176	213
4	1:29.701	45.460	131	22.567	213	21.674	177	213	11	1:29.312	45.140	130	22.712	212	21.460	177	212
5	1:31.085	45.728	128	22.840	**216**	22.517	177	**216**	12	1:29.134	45.124	131	22.608	213	21.402	177	213

CERTINA SWISS WATCHES

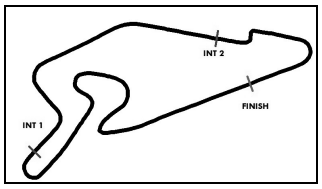

ADAC Formel 4

Sector List Race 3

Provisional

DMSB Reg. Nr.: 930/17

Sunday, August 06, 2017 16:35:00

Nürburgring, Length: 3629m
Air temperature: 21.77°C
Track temperature: 32.79°C
Weather condition: Dry

Lap	Time	SE1	SP1	SE2	SP2	SE3	SP3	TSP	Lap	Time	SE1	SP1	SE2	SP2	SE3	SP3	TSP
6	1:29.101	45.230	**131**	**22.559**	214	21.312	178	214	13	1:30.199	45.756	130	22.856	213	21.587	176	213
7	1:29.239	45.178	130	22.592	214	21.469	175	214	14	1:42.093	47.583	128	22.942	213	31.568	41	213

99 Weerts, BEL **theoretical besttime: 1:28.852**

1	1:37.592	51.297	129	23.446	214	22.849	173	214	12	1:29.629	45.692	129	22.545	216	**21.392**	**178**	216
2	1:30.822	45.523	128	22.664	217	22.635	175	217	13	1:29.895	45.426	129	**22.514**	**213**	21.955	177	213
3	1:29.831	45.482	130	22.679	213	21.670	176	213	14	1:28.957	44.978	128	22.579	214	21.400	177	214
4	1:29.290	45.051	129	22.643	213	21.596	178	213	15	1:29.958	45.039	127	22.676	213	22.243	177	213
5	1:30.861	45.541	129	22.799	216	22.521	176	216	16	1:29.601	45.433	127	22.660	215	21.508	177	215
6	1:29.417	45.422	129	22.524	216	21.471	177	216	17	1:29.503	45.116	130	22.694	214	21.693	174	214
7	1:29.008	44.969	129	22.597	216	21.442	177	216	18	1:31.058	46.882	129	22.624	217	21.552	178	**217**
8	1:29.027	45.064	129	22.522	216	21.441	178	216	19	1:29.070	45.028	129	22.634	215	21.408	178	215
9	**1:28.946**	**44.946**	129	22.595	215	21.405	177	215	20	1:29.553	45.244	130	22.732	213	21.577	177	213
10	1:29.091	45.059	129	22.597	216	21.435	177	216	21	1:29.348	45.139	127	22.720	212	21.489	178	212
11	1:29.305	45.033	130	22.605	216	21.667	**178**	216									

CERTINA
SWISS WATCHES

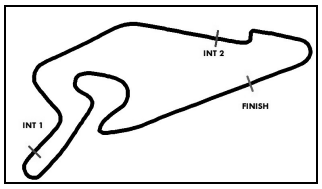

Nürburgring, Length: 3629m
Air temperature: 21.77°C
Track temperature: 32.79°C
Weather condition: Dry

ADAC Formel 4

Top speed list Race 3

Provisional

DMSB Reg. Nr.: 930/17

Sunday, August 06, 2017 16:35:00

#	Name (NAT)	Team	Car name	Speed	Lap	Race time
1	Felipe Drugovich (ITA)	Van Amersfoort Racing (NLD)	ADAC Formel 4 powered by Abarth	221.76	7	10:09.095
7	Oliver Söderström (SWE)	ADAC Berlin-Brandenburg e.V. (DEU)	ADAC Formel 4 powered by Abarth	221.31	4	5:43.685
33	Jonathan Aberdein (DEU)	Motopark (DEU)	ADAC Formel 4 powered by Abarth	220.85	6	8:47.033
64	Oliver Caldwell (GBR)	ADAC Berlin-Brandenburg e.V. (DEU)	ADAC Formel 4 powered by Abarth	220.85	6	8:49.697
13	Fabio Scherer (CHE)	US Racing (DEU)	ADAC Formel 4 powered by Abarth	220.85	8	11:45.938
5	Lirim Zendeli (DEU)	ADAC Berlin-Brandenburg e.V. (DEU)	ADAC Formel 4 powered by Abarth	220.40	15	21:54.973
11	Mick Wishofer (AUT)	Lechner Racing (AUT)	ADAC Formel 4 powered by Abarth	219.95	4	5:44.289
6	Tom Beckhäuser (CZE)	ADAC Berlin-Brandenburg e.V. (DEU)	ADAC Formel 4 powered by Abarth	219.95	17	25:24.163
4	Sophia Flörsch (DEU)	ADAC Berlin-Brandenburg e.V. (DEU)	ADAC Formel 4 powered by Abarth	219.51	3	4:14.122
2	Frederik Vesti (DNK)	Van Amersfoort Racing (NLD)	ADAC Formel 4 powered by Abarth	219.51	16	25:14.313
41	Artem Petrov (ITA)	DR Formula (PRT)	ADAC Formel 4 powered by Abarth	218.62	3	4:12.273
28	Kim Luis Schramm (DEU)	US Racing (DEU)	ADAC Formel 4 powered by Abarth	218.62	6	8:36.091
68	Juan Manuel Correa (ITA)	Prema Powerteam SRL (ITA)	ADAC Formel 4 powered by Abarth	218.18	11	16:01.276
10	Richard Wagner (DEU)	Lechner Racing (AUT)	ADAC Formel 4 powered by Abarth	217.74	3	4:19.748
18	Julian Hanses (DEU)	US Racing (DEU)	ADAC Formel 4 powered by Abarth	217.74	9	12:57.445
99	Charles Weerts (BEL)	Motopark (DEU)	ADAC Formel 4 powered by Abarth	217.74	18	26:40.239
3	Louis Gachot (GBR)	Van Amersfoort Racing (NLD)	ADAC Formel 4 powered by Abarth	217.74	19	27:51.886
80	Andreas Estner (DEU)	Neuhauser Racing Team (AUT)	ADAC Formel 4 powered by Abarth	217.30	8	11:39.817
44	Juri Vips (ITA)	Prema Powerteam SRL (ITA)	ADAC Formel 4 powered by Abarth	217.30	13	18:54.668
81	Michael Waldherr (DEU)	Neuhauser Racing Team (AUT)	ADAC Formel 4 powered by Abarth	216.86	5	7:15.583
25	Doureid Ghattas (DEU)	Team Piro Sports Interdental (DEU)	ADAC Formel 4 powered by Abarth	216.43	19	28:21.151
42	Leonard Hoogenboom (NLD)	Motopark (DEU)	ADAC Formel 4 powered by Abarth	215.56	2	2:46.389
74	Enzo Fittipaldi (ITA)	Prema Powerteam SRL (ITA)	ADAC Formel 4 powered by Abarth	215.56	20	29:13.339
9	Marcus Armstrong (ITA)	Prema Powerteam SRL (ITA)	ADAC Formel 4 powered by Abarth	215.13	7	10:00.229
26	Laurin Heinrich (DEU)	Rennsport Rössler (DEU)	ADAC Formel 4 powered by Abarth	214.71	6	8:48.861

CERTINA
SWISS WATCHES