

ADAC GT Masters

Result List Qualifying 2

Provisional



Nürburgring, Length: 3629m

Air temperature: 17.03°C

Track temperature: 15.73°C

Weather condition: Dry

DMSB Reg. Nr.: 907/17

Sunday, August 06, 2017 9:35:00

started : 28 classified : 28 not classified : 0

	Drivers	Team	Car	Lap	Best Time	Gap	Diff	Kph	Day Time
1	42 N.Catsburg(NLD)/P.Eng(AUT)	BMW Team Schnitzer(DEU)	BMW M6 GT3	5	1:26.413			151.1	9:47:40
2	3 M.Pommer(DEU)/K.van der Linde(ZAF)	Aust Motorsport(DEU)	Audi R8 LMS	6	1:26.525	0.112	0.112	150.9	9:49:25
3	2 J.Schmidt(CHE)(J)/C.Haase(DEU)	MontaplastbyLand-Motorsport(DEU)	Audi R8 LMS	7	1:26.592	0.179	0.067	150.8	9:51:33
4	4 D.Marschal(DEU)(J)/P.Niederhauser(CHE)	Aust Motorsport(DEU)	Audi R8 LMS	8	1:26.614	0.201	0.022	150.8	9:51:47
5	24 F.Salaquarda(CZE)/M.Winkelhock(DEU)	BWT Mücke Motorsport(DEU)	Audi R8 LMS	8	1:26.653	0.240	0.039	150.7	9:53:55
6	99 R.Renauer(DEU)/S.Müller(DEU)	Precote Herberth Motorsport(DEU)	Porsche 911 GT3 R	5	1:26.758	0.345	0.105	150.5	9:48:30
7	1 C.De Phillippi(USA)/C.Mies(DEU)	MontaplastbyLand-Motorsport(DEU)	Audi R8 LMS	8	1:26.805	0.392	0.047	150.5	9:52:27
8	19 E.Perez Companc(ARG)(J)/M.Bortolotti(ITA)	GRT Grasser-Racing-Team(AUT)	Lamborghini Huracan GT3	6	1:26.814	0.401	0.009	150.4	9:49:51
9	63 R.Ineichen(CHE)(T)/C.Engelhart(DEU)	GRT Grasser-Racing-Team(AUT)	Lamborghini Huracan GT3	5	1:26.867	0.454	0.053	150.3	9:48:11
10	48 I.Dontje(NLD)(J)/M.Buhk(DEU)	Mercedes-AMG Team HTP Motorsport	Mercedes-AMG GT3	9	1:26.899	0.486	0.032	150.3	9:49:14
11	8 M.Ahlin-Kottulinsky(SWE)(J)/R.Feller(CHE)(J)	Audi Sport racing academy(DEU)	Audi R8 LMS	8	1:26.937	0.524	0.038	150.2	9:49:16
12	17 M.Jaminet(FRA)/M.Ammernüller(DEU)	KÜS TEAM75 Bernhard(DEU)	Porsche 911 GT3 R	12	1:26.969	0.556	0.032	150.2	9:56:02
13	77 J.Gounon(FRA)(J)/A.Costa(ESP)	Callaway Competition(DEU)	Corvette C7 GT3	5	1:26.976	0.563	0.007	150.2	9:48:15
14	66 J.Judek(DEU)(J)/E.Lindholm(FIN)(J)	ADAC NSA/Attempto Racing Team	Lamborghini Huracan GT3	5	1:27.017	0.604	0.041	150.1	9:46:28
15	21 L.Stolz(DEU)(J)/L.Ludwig(DEU)	Mercedes-AMG Team ZAKSPEED	Mercedes-AMG GT3	6	1:27.028	0.615	0.011	150.1	9:53:25
16	25 M.Ortmann(DEU)(J)/F.Stippler(DEU)	BWT Mücke Motorsport(DEU)	Audi R8 LMS	8	1:27.052	0.639	0.024	150.0	9:55:59
17	26 S.Asch(DEU)/L.Auer(AUT)	BWT Mücke Motorsport(DEU)	Mercedes-AMG GT3	5	1:27.095	0.682	0.043	150.0	9:49:48
18	50 P.Geipel(DEU)/R.Frey(CHE)	YACO Racing(DEU)	Audi R8 LMS	9	1:27.150	0.737	0.055	149.9	9:52:31
19	20 N.Sylvest(DNK)(J)/N.Rogivue(CHE)(J)	Mercedes-AMG Team ZAKSPEED	Mercedes-AMG GT3	7	1:27.169	0.756	0.019	149.8	9:50:34
20	84 P.Assenheimer(DEU)(J)/M.Götz(DEU)	Mercedes-AMG Team HTP Motorsport	Mercedes-AMG GT3	9	1:27.275	0.862	0.106	149.6	9:56:14
21	6 C.Zanella(CHE)/F.Spengler(DEU)	HB Racing WDS Bau(AUT)	Lamborghini Huracan GT3	8	1:27.278	0.865	0.003	149.6	9:50:49
22	18 A.de Leener(BEL)/C.Friedrich(DEU)(J)	KÜS TEAM75 Bernhard(DEU)	Porsche 911 GT3 R	6	1:27.386	0.973	0.108	149.5	9:47:19
23	7 N.Siedler(AUT)/M.Mapelli(ITA)	HB Racing WDS Bau(AUT)	Lamborghini Huracan GT3	6	1:27.467	1.054	0.081	149.3	9:49:44
24	13 S.Barth(DEU)(T)/M.Hackländer(DEU)	RWT Racing(AUT)	Corvette C7 GT3	7	1:27.599	1.186	0.132	149.1	9:48:29
25	9 E.Erhart(DEU)/C.Höher(AUT)(J)	Audi Sport racing academy(DEU)	Audi R8 LMS	8	1:27.637	1.224	0.038	149.0	9:51:59
26	36 K.Bachler(AUT)/A.Macdonald(GBR)	Schütz Motorsport(DEU)	Porsche 911 GT3 R	10	1:27.751	1.338	0.114	148.8	9:51:54
27	22 R.Lips(CHE)(T)/M.Gassner(DEU)	MRS GT-Racing(DEU)	Nissan GT-R NISMO GT3	8	1:27.778	1.365	0.027	148.8	9:51:53
28	44 M.Busch(DEU)/D.Busch(DEU)	Twin Busch Motorsport(DEU)	Audi R8 LMS	9	1:28.316	1.903	0.538	147.9	9:54:03

Following race director decision cancellation of the relevant lap time for car no. 9

Subject to final scrutineering!

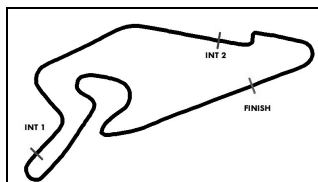
Publication time:	Clerk of the Course: Michael Bork	Timekeeper: Steffen Ruhl
-------------------	-----------------------------------	--------------------------

ver: 1.0

www.adac.de/motorsport

Page 1/1 printed: 6.8.2017 9:56

CERTINA
S W I S S W A T C H E S



ADAC GT Masters



Sector List Qualifying 2

Provisional

Nürburgring, Length: 3629m

Air temperature: 17.2°C

Track temperature: 15.7°C

Weather condition: Dry

DMSB Reg. Nr.: 907/17

Sunday, August 06, 2017 9:35:00

Lap	Time	SE1	SP1	SE2	SP2	SE3	SP3	TSP	Lap	Time	SE1	SP1	SE2	SP2	SE3	SP3	TSP
1	De Phillippi, USA / Mies, DEU								theoretical besttime: 1:26.630								
1	7:09.870	6:20.282	120	26.001	204	23.587	184	204	6	1:30.146	43.990	135	23.520	184	22.636	192	184
2	1:31.452	46.851	133	22.688	240	21.913	188	240	7	1:27.003	44.072	136	21.773	241	21.158	189	241
3	1:28.064	44.660	136	22.111	241	21.293	191	241	8	1:26.805	44.108	136	21.749	242	20.948	191	242
4	1:27.102	44.142	136	21.790	243	21.170	189	243	9	1:26.919	43.960	135	21.851	242	21.108	190	242
5	1:26.811	44.065	136	21.722	242	21.024	191	242	10	1:32.174	44.003	136	21.802	242	26.369	57	242

2	Schmidt, CHE / Haase, DEU								theoretical besttime: 1:26.592								
1	7:23.877	6:24.223	114	29.415	168	30.239	186	168	6	1:26.878	44.066	135	21.857	241	20.955	188	241
2	1:44.809	45.910	134	23.069	172	35.830	190	172	7	1:26.592	43.977	135	21.722	241	20.893	189	241
3	1:28.360	44.785	133	22.152	240	21.423	189	240	8	1:30.880	44.135	128	24.691	206	22.054	178	206
4	1:35.309	45.076	135	22.184	206	28.049	191	206	9	1:46.745	53.141	128	24.765	200	28.839	58	200
5	1:27.111	44.216	135	21.877	241	21.018	189	241									

3	Pommer, DEU / van der Linde, ZAF								theoretical besttime: 1:26.424								
1	6:55.736	6:04.837	127	26.196	197	24.703	185	197	5	1:26.590	43.878	136	21.755	243	20.957	189	243
2	1:41.272	46.766	133	26.967	159	27.539	191	159	6	1:26.525	43.922	137	21.676	243	20.927	190	243
3	1:27.712	44.741	133	21.947	242	21.024	190	242	7	1:26.701	43.906	136	21.745	244	21.050	190	244
4	1:26.880	44.310	136	21.700	244	20.870	190	244	8	1:39.925	47.382	129	23.814	205	28.729	57	205

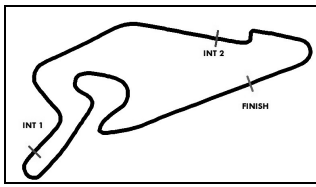
4	Marschall, DEU / Niederhauser, CHE								theoretical besttime: 1:26.418								
1	6:20.021	5:29.459	120	25.990	219	24.572	179	219	6	1:26.679	43.804	137	21.861	243	21.014	190	243
2	1:36.227	48.993	129	23.279	236	23.955	190	236	7	1:30.573	44.023	138	21.792	242	24.758	193	242
3	1:32.770	44.693	137	23.285	218	24.792	190	218	8	1:26.614	43.941	137	21.697	242	20.976	190	242
4	1:27.092	44.054	137	21.754	243	21.284	190	243	9	1:26.654	44.040	139	21.671	242	20.943	190	242
5	1:26.947	44.098	139	21.717	242	21.132	191	242	10	1:39.603	46.619	132	23.912	149	29.072	57	149

6	Zanella, CHE / Spengler, DEU								theoretical besttime: 1:27.046								
1	2:04.589	1:08.582	119	26.805	181	29.202	58	181	7	1:27.462	44.498	135	21.875	241	21.089	189	241
2	4:45.458	3:57.981	126	24.000	200	23.477	186	200	8	1:27.278	44.360	137	21.863	241	21.055	189	241
3	1:35.650	46.165	133	22.793	192	26.692	188	192	9	1:27.384	44.377	135	21.793	241	21.214	191	241
4	1:28.456	44.947	133	22.168	242	21.341	190	242	10	1:30.332	44.407	134	24.103	211	21.822	191	211
5	1:27.405	44.283	137	21.909	243	21.213	190	243	11	1:27.427	44.404	135	21.896	242	21.127	189	242
6	1:32.313	44.198	136	21.921	243	26.194	191	243									

7	Siedler, AUT / Mapelli, ITA								theoretical besttime: 1:27.155								
1	2:22.877	1:22.383	116	28.897	181	31.597	58	181	6	1:27.467	44.203	134	22.103	241	21.161	190	241
2	6:25.192	5:38.941	131	23.395	218	22.856	187	218	7	1:34.071	44.390	113	25.432	165	24.249	190	165
3	1:33.096	45.143	136	22.229	241	25.724	190	241	8	1:27.805	44.411	130	22.167	240	21.227	189	240
4	1:27.508	44.431	134	21.921	242	21.156	189	242	9	1:27.548	44.532	134	21.961	240	21.055	189	240
5	1:27.922	44.485	136	21.955	241	21.482	190	241	10	1:27.582	44.576	134	21.897	240	21.109	189	240

8	Ahlin-Kottulinsky, SWE / Feller, CHE								theoretical besttime: 1:26.937								
1	3:57.102	3:04.761	120	27.476	167	24.865	145	167	7	1:27.239	44.353	136	21.762	244	21.124	190	244
2	1:33.858	48.892	134	22.897	229	22.069	189	229	8	1:26.937	44.188	137	21.758	242	20.991	190	242
3	1:28.643	45.239	136	22.174	240	21.230	190	240	9	1:27.853	44.742	135	21.915	242	21.196	189	242
4	1:27.518	44.353	137	22.045	242	21.120	190	242	10	1:27.707	44.711	136	21.840	242	21.156	191	242
5	1:27.631	44.541	137	21.810	244	21.280	190	244	11	1:27.582	44.501	137	21.864	242	21.217	189	242
6	1:27.395	44.485	136	21.837	244	21.073	190	244	12	1:33.981	44.507	137	21.934	219	27.540	58	219

9	Erhart, DEU / Höher, AUT								theoretical besttime: 1:27.496								
1	5:05.891	4:15.432	123	26.588	212	23.871	185	212	6	1:29.376	45.233	128	22.552	243	21.591	190	243
2	1:32.226	47.636	134	22.840	240	21.750	189	240	7	1:27.851	44.608	137	22.010	243	21.233	191	243
3	1:30.559	45.393	137	22.395	243	22.774	190	243	8	1:27.637	44.698	136	21.862	243	21.077	191	243
3	1:28.211	44.890	135	22.163	242	21.158	190	242	9	1:28.515	44.648	136	21.967	243	21.900	191	243
4	1:29.733	45.903	133	22.403	241	21.427	191	241	10	1:31.756	45.245	114	24.329	242	22.182	191	242
5	1:27.650	44.558	136	21.898	243	21.194	191	243	11	1:27.832	44.882	137	21.874	243	21.076	191	243



ADAC GT Masters

Sector List Qualifying 2

Provisional



Nürburgring, Length: 3629m

Air temperature: 17.2°C

Track temperature: 15.7°C

Weather condition: Dry

DMSB Reg. Nr.: 907/17

Sunday, August 06, 2017 9:35:00

Lap	Time	SE1	SP1	SE2	SP2	SE3	SP3	TSP	Lap	Time	SE1	SP1	SE2	SP2	SE3	SP3	TSP
13 Barth, DEU / Hackländer, DEU									theoretical besttime: 1:27.453								
1	4:29.798	3:41.177	120	24.784	232	23.837	185	232	6	1:27.613	44.436	137	22.010	243	21.167	195	243
2	1:34.316	48.415	126	23.362	240	22.539	191	240	7	1:27.599	44.518	136	21.850	243	21.231	193	243
3	1:29.837	46.067	135	22.293	241	21.477	193	241	8	1:33.165	47.166	136	23.469	183	22.530	193	183
4	1:27.823	44.773	138	21.875	243	21.175	193	243	9	1:28.000	44.792	136	21.875	243	21.333	193	243
5	1:32.110	44.689	135	25.646	179	21.775	193	179	10	1:38.111	45.526	125	23.491	237	29.094	59	237

17 Jaminet, FRA / Ammermüller, DEU									theoretical besttime: 1:26.927								
1	2:13.663	1:17.993	113	29.144	200	26.526	181	200	7	1:29.883	45.574	126	22.979	242	21.330	191	242
2	1:51.777	55.445	118	25.770	153	30.562	57	153	8	1:27.227	44.321	135	21.827	244	21.079	192	244
3	3:44.451	2:58.769	129	23.135	237	22.547	187	237	9	1:27.393	44.432	136	21.794	244	21.167	193	244
4	1:31.740	46.911	127	23.153	206	21.676	192	206	10	1:27.060	44.276	135	21.782	244	21.002	193	244
5	1:27.202	44.447	138	21.784	244	20.971	192	244	11	1:27.019	44.288	136	21.750	245	20.981	192	245
6	1:27.186	44.341	136	21.795	246	21.050	192	246	12	1:26.969	44.244	135	21.792	244	20.933	192	244

18 de Leener, BEL / Friedrich, DEU									theoretical besttime: 1:27.261								
1	2:10.408	1:14.885	114	29.178	148	26.345	177	148	7	1:28.033	44.808	138	21.882	246	21.343	192	246
2	1:50.504	52.768	113	26.593	193	31.143	56	193	8	1:27.709	44.639	136	21.834	246	21.236	193	246
3	3:50.410	3:04.863	129	23.302	237	22.245	190	237	9	1:27.504	44.431	127	21.909	244	21.164	192	244
4	1:31.928	46.592	133	23.055	178	22.281	192	178	10	1:27.458	44.544	137	21.795	246	21.119	193	246
5	1:28.646	45.049	137	22.271	244	21.326	192	244	11	1:37.175	44.439	136	22.416	220	30.320	57	220
6	1:27.386	44.536	136	21.815	245	21.035	193	245									

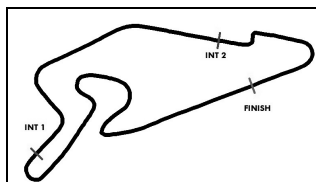
19 Perez Companc, ARG / Bortolotti, ITA									theoretical besttime: 1:26.788								
1	2:42.986	1:38.148	108	30.008	123	34.830	55	123	6	1:26.814	43.947	137	21.784	242	21.083	192	242
2	6:13.093	5:26.308	131	23.057	237	23.728	187	237	7	1:32.369	44.083	132	21.848	226	26.438	191	226
3	1:33.534	46.077	131	22.628	241	24.829	192	241	8	1:26.865	43.951	135	21.857	242	21.057	191	242
4	1:27.097	44.191	137	21.835	241	21.071	191	241	9	1:30.468	45.179	132	22.292	242	22.997	191	242
5	1:27.116	44.028	137	21.907	241	21.181	191	241	10	1:27.251	44.362	137	21.809	242	21.080	190	242

20 Sylvest, DNK / Rogivue, CHE									theoretical besttime: 1:27.151								
1	5:35.275	4:34.518	114	30.360	128	30.397	53	128	7	1:27.169	44.411	133	21.806	241	20.952	191	241
2	2:38.558	1:52.614	128	23.513	233	22.431	188	233	8	1:27.426	44.507	136	21.858	241	21.061	190	241
3	1:30.286	45.118	137	23.302	181	21.866	190	181	9	1:27.441	44.485	135	21.800	242	21.156	190	242
4	1:28.066	44.690	135	22.123	240	21.253	189	240	10	1:27.667	44.837	136	21.839	241	20.991	190	241
5	1:27.192	44.411	135	21.832	240	20.949	191	240	11	1:27.524	44.402	136	21.909	241	21.213	189	241
6	1:27.438	44.626	134	21.802	240	21.010	190	240									

21 Stolz, DEU / Ludwig, DEU									theoretical besttime: 1:27.002								
1	10:58.554	10:06.239	86	27.259	200	25.056	163	200	5	1:30.386	47.078	136	22.165	238	21.143	191	238
2	1:33.082	48.697	135	22.733	235	21.652	190	235	6	1:27.028	44.226	136	21.792	241	21.010	191	241
3	1:28.312	44.966	137	22.014	240	21.332	191	240	7	1:27.271	44.401	135	21.766	242	21.104	190	242
4	1:27.578	44.535	137	21.888	241	21.155	191	241	8	1:27.692	44.500	137	22.006	242	21.186	192	242

22 Lips, CHE / Gassner, DEU									theoretical besttime: 1:27.616								
1	6:22.999	5:32.512	117	25.647	187	24.840	191	187	7	1:27.897	44.658	133	21.844	248	21.395	197	248
2	1:34.829	48.234	132	22.905	245	23.690	197	245	8	1:27.778	44.662	134	21.759	248	21.357	197	248
3	1:32.706	45.320	133	22.361	200	25.025	196	200	9	1:28.039	44.778	136	21.876	248	21.385	197	248
4	1:28.115	44.765	132	21.875	249	21.475	195	249	10	1:27.814	44.739	132	21.758	249	21.317	197	249
5	1:27.797	44.541	131	21.866	248	21.390	196	248	11	1:34.468	44.800	131	22.443	238	27.225	57	238
6	1:30.896	46.198	134	22.435	244	22.263	197	244									

24 Salaquarda, CZE / Winkelhock, DEU									theoretical besttime: 1:26.603								
1	8:21.456	7:28.984	112	27.611	185	24.861	160	185	6	1:26.865	44.058	136	21.772	243	21.035	191	243
2	1:46.888	54.055	119	28.234	145	24.599	189	145	7	1:26.751	44.164	136	21.702	243	20.885	190	243
3	1:31.774	47.723	133	22.425	242	21.626	191	242	8	1:26.653	44.023	135	21.752	243	20.878	191	243
4	1:27.517	44.584	136	21.928	242	21.005	191	242	9	1:34.796	44.045	133	21.784	243	28.967	59	243
5	1:27.145	44.175	137	21.751	243	21.219	192	243									



ADAC GT Masters

Sector List Qualifying 2

Provisional



Nürburgring, Length: 3629m

Air temperature: 17.2°C

Track temperature: 15.7°C

Weather condition: Dry

DMSB Reg. Nr.: 907/17

Sunday, August 06, 2017 9:35:00

Lap	Time	SE1	SP1	SE2	SP2	SE3	SP3	TSP	Lap	Time	SE1	SP1	SE2	SP2	SE3	SP3	TSP
25	Ortmann, DEU / Stippler, DEU								theoretical besttime: 1:27.033								
1	10:18.567	9:21.332	94	29.660	132	27.575	177	132	5	1:27.576	44.392	135	21.841	242	21.343	189	242
2	1:42.684	52.138	128	26.523	203	24.023	166	203	6	1:27.399	44.463	136	21.859	242	21.077	190	242
3	1:35.998	50.320	129	23.194	236	22.484	187	236	7	1:27.101	44.256	136	21.844	242	21.001	190	242
4	1:32.514	45.736	133	24.591	202	22.187	191	202	8	1:27.052	44.249	136	21.783	242	21.020	190	242

26	Asch, DEU / Auer, AUT								theoretical besttime: 1:27.021								
1	8:53.474	8:07.308	130	23.293	233	22.873	188	233	6	1:28.476	44.419	133	21.927	240	22.130	191	240
2	1:32.667	45.671	137	22.706	227	24.290	191	227	7	1:27.218	44.341	135	21.772	239	21.105	189	239
3	1:27.653	44.788	137	21.841	239	21.024	189	239	8	1:27.323	44.428	135	21.811	240	21.084	189	240
4	1:27.119	44.397	136	21.774	239	20.948	190	239	9	1:27.246	44.413	136	21.900	240	20.933	190	240
5	1:27.095	44.316	136	21.798	240	20.981	190	240									

36	Bachler, AUT / Macdowall, GBR								theoretical besttime: 1:27.641								
1	1:53.237	1:00.391	127	29.050	178	23.796	184	178	8	2:52.865	2:07.808	131	22.455	241	22.602	194	241
2	1:38.766	50.710	129	24.917	170	23.139	193	170	9	1:28.095	44.764	136	21.969	247	21.362	193	247
3	1:29.772	46.045	134	22.204	244	21.523	192	244	10	1:27.751	44.633	134	21.863	244	21.255	193	244
4	1:28.801	45.084	134	22.311	244	21.406	193	244	11	1:27.923	44.849	134	21.893	247	21.181	194	247
5	1:28.094	44.826	132	21.886	248	21.382	192	248	12	1:27.909	44.901	133	21.847	247	21.161	192	247
6	1:32.764	45.375	132	24.138	162	23.251	195	162	13	1:34.718	45.022	133	22.106	244	27.590	56	244
7	1:34.091	45.270	133	21.872	247	26.949	57	247									

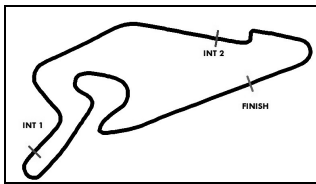
42	Catsburg, NLD / Eng, AUT								theoretical besttime: 1:26.369								
1	6:45.948	5:58.997	127	24.372	197	22.579	190	197	5	1:26.413	44.041	135	21.587	245	20.785	194	245
2	1:32.840	46.384	135	23.190	176	23.266	194	176	6	1:31.415	45.686	118	23.839	215	21.890	193	215
3	1:28.749	44.338	138	21.738	244	22.673	195	244	7	1:33.573	44.060	136	22.067	224	27.446	58	224
4	1:26.502	43.997	134	21.646	245	20.859	194	245									

44	Busch, DEU / Busch, DEU								theoretical besttime: 1:28.245								
1	2:17.164	1:12.417	105	30.281	158	34.466	54	158	6	1:28.471	44.886	136	22.122	241	21.463	190	241
2	6:25.143	5:34.632	129	27.463	146	23.048	188	146	7	1:28.383	44.910	135	22.114	242	21.359	188	242
3	1:29.791	45.725	134	22.363	241	21.703	189	241	8	1:28.502	44.943	135	22.132	241	21.427	190	241
4	1:28.811	45.086	135	22.132	241	21.593	189	241	9	1:28.316	44.906	135	22.035	240	21.375	189	240
5	1:28.495	44.851	135	22.065	241	21.579	190	241	10	1:28.536	44.932	135	22.205	241	21.399	189	241

48	Dontje, NLD / Buhk, DEU								theoretical besttime: 1:26.850								
1	2:21.255	1:28.999	110	26.275	209	25.981	184	209	7	1:31.400	44.992	137	23.147	219	23.261	192	219
2	1:35.862	49.439	131	23.645	217	22.778	188	217	8	1:27.077	44.302	137	21.748	240	21.027	191	240
3	1:29.135	45.523	137	22.116	238	21.496	191	238	9	1:26.899	44.181	138	21.654	241	21.064	191	241
4	1:28.105	45.133	138	21.861	240	21.111	191	240	10	1:27.108	44.172	137	21.760	241	21.176	191	241
5	1:27.731	44.508	137	21.836	241	21.387	191	241	11	1:36.379	44.287	137	21.828	206	30.264	59	206
6	1:26.949	44.201	138	21.724	241	21.024	192	241									

50	Geipel, DEU / Frey, CHE								theoretical besttime: 1:27.045								
1	4:53.213	4:01.466	123	26.784	204	24.963	180	204	7	1:41.692	50.456	108	28.022	207	23.214	192	207
2	1:35.549	48.630	131	24.548	231	22.371	189	231	8	1:27.552	44.596	137	21.876	242	21.080	191	242
3	1:35.736	50.882	133	23.103	240	21.751	189	240	9	1:27.150	44.275	137	21.886	243	20.989	191	243
4	1:27.897	44.597	133	22.088	242	21.212	190	242	10	1:29.662	44.405	137	22.942	219	22.315	191	219
5	1:54.591	1:00.444	115	26.335	238	27.812	190	238	11	1:27.173	44.323	136	21.781	243	21.069	190	243
6	1:27.598	44.653	136	21.892	242	21.053	191	242									

63	Ineichen, CHE / Engelhart, DEU								theoretical besttime: 1:26.729								
1	2:25.909	1:25.152	122	29.180	201	31.577	58	201	6	1:30.630	46.723	136	21.954	244	21.953	193	244
2	6:18.881	5:33.446	130	23.214	239	22.221	189	239	7	1:27.117	44.026	135	21.933	243	21.158	191	243
3	1:31.836	45.341	134	22.413	239	24.082	192	239	8	1:29.968	44.137	136	21.785	242	24.046	194	242
4	1:27.515	44.393	134	22.030	241	21.092	191	241	9	1:26.925	44.161	135	21.731	244	21.033	191	244
5	1:26.867	44.164	136	21.694	242	21.009	192	242	10	1:35.293	44.261	136	21.810	238	29.222	58	238



ADAC GT Masters

Sector List Qualifying 2

Provisional



Nürburgring, Length: 3629m

Air temperature: 17.2°C

Track temperature: 15.7°C

Weather condition: Dry

DMSB Reg. Nr.: 907/17

Sunday, August 06, 2017 9:35:00

Lap	Time	SE1	SP1	SE2	SP2	SE3	SP3	TSP	Lap	Time	SE1	SP1	SE2	SP2	SE3	SP3	TSP
66	Judek, DEU / Lindholm, FIN								theoretical besttime: 1:26.965								
1	5:22.255	4:19.412	107	37.123	95	25.720	182	95	6	1:27.567	44.531	135	21.809	243	21.227	192	243
2	1:40.219	51.192	131	26.729	225	22.298	186	225	7	1:27.289	44.348	135	21.860	243	21.081	191	243
3	1:30.364	45.914	135	22.217	241	22.233	191	241	8	1:27.618	44.536	138	21.811	242	21.271	190	242
4	1:28.401	45.055	133	22.132	242	21.214	191	242	9	1:27.808	44.700	135	21.852	244	21.256	191	244
5	1:27.017	44.075	136	21.826	243	21.116	190	243	10	1:39.703	44.904	136	22.429	204	32.370	54	204

77	Gounon, FRA / Costa, ESP								theoretical besttime: 1:26.846								
1	2:36.525	1:33.233	104	31.103	147	32.189	59	147	5	1:26.976	44.001	134	21.920	241	21.055	193	241
2	6:10.861	5:25.013	128	23.128	216	22.720	191	216	6	1:27.677	44.139	137	21.790	242	21.748	195	242
3	1:32.914	44.959	136	22.359	223	25.596	195	223	7	1:39.796	48.907	126	23.874	214	27.015	59	214
4	1:27.371	44.379	135	21.876	241	21.116	193	241	8	2:58.387	2:09.207	132	22.147	242	27.033	59	242

84	Assenheimer, DEU / Götz, DEU								theoretical besttime: 1:27.195								
1	9:12.128	8:22.193	128	25.636	207	24.299	184	207	6	1:27.386	44.635	138	21.728	242	21.023	191	242
2	1:33.848	47.612	130	23.478	229	22.758	188	229	7	1:29.235	44.504	138	23.087	228	21.644	192	228
3	1:29.393	45.651	136	22.109	239	21.633	191	239	8	1:27.659	44.498	138	21.729	242	21.432	191	242
4	1:38.813	47.675	115	26.098	150	25.040	192	150	9	1:27.275	44.509	139	21.674	240	21.092	191	240
5	1:27.802	44.831	139	21.804	241	21.167	192	241									

99	Renauer, DEU / Müller, DEU								theoretical besttime: 1:26.669								
1	2:07.854	1:04.818	103	31.257	135	31.779	56	135	5	1:26.758	44.241	138	21.666	247	20.851	192	247
2	6:53.539	6:05.348	120	24.207	118	23.984	185	118	6	1:26.854	44.236	137	21.582	246	21.036	195	246
3	1:35.050	46.980	129	25.836	156	22.234	193	156	7	1:26.993	44.272	136	21.697	244	21.024	192	244
4	1:27.150	44.432	136	21.660	246	21.058	192	246	8	1:38.926	44.967	123	24.608	189	29.351	57	189