



ADAC Formel 4

Result List Race 1

Provisional



Nürburgring, Length: 3629m

Air temperature: 20.68°C

Track temperature: 29.79°C

Weather condition: Dry

DMSB Reg. Nr.: 930/17

Saturday, August 05, 2017 14:45:00

started : 28 classified : 25 not classified : 3

Nr.	Drivers	Team	Laps	Total Time	Gap	Kph	Lap	Time	Kph
Cl.	Car	Competitor							
1	5 L.Zendeli(DEU) ADAC Formel 4 powered by Abarth	(T) ADAC Berlin-Brandenburg e.V.(DEU) ADAC Berlin-Brandenburg e.V.	16	45:45.553		73.8	12	1:28.338	147.8
2	28 K.Schramm(DEU) ADAC Formel 4 powered by Abarth	US Racing(DEU) US Racing	16	45:46.315	0.762	73.8	10	1:28.428	147.7
3	13 F.Scherer(CHE) ADAC Formel 4 powered by Abarth	(T) US Racing(DEU) US Racing	16	45:48.094	2.541	73.8	10	1:28.278	147.9
4	80 A.Estner(DEU) ADAC Formel 4 powered by Abarth	(T) Neuhauser Racing Team(AUT) Neuhauser Racing Team	16	45:48.974	3.421	73.8	15	1:28.538	147.5
5	44 J.Vips(ITA) ADAC Formel 4 powered by Abarth	(T) Prema Powerteam SRL(ITA) Prema Powerteam SRL	16	45:49.998	4.445	73.7	12	1:28.390	147.8
6	3 L.Gachot(GBR) ADAC Formel 4 powered by Abarth	Van Amersfoort Racing(NLD) Van Amersfoort Racing	16	45:50.978	5.425	73.7	14	1:28.565	147.5
7	2 F.Vesti(DNK) ADAC Formel 4 powered by Abarth	(T) Van Amersfoort Racing(NLD) Van Amersfoort Racing	16	45:51.643	6.090	73.7	15	1:28.468	147.6
8	74 E.Fittipaldi(ITA) R ADAC Formel 4 powered by Abarth	Prema Powerteam SRL(ITA) Prema Powerteam SRL	16	45:52.780	7.227	73.7	16	1:28.594	147.4
9	18 J.Hanses(DEU) ADAC Formel 4 powered by Abarth	(T) US Racing(DEU) US Racing	16	45:53.760	8.207	73.7	12	1:28.796	147.1
10	9 M.Armstrong(ITA) ADAC Formel 4 powered by Abarth	(T) Prema Powerteam SRL(ITA) Prema Powerteam SRL	16	45:54.132	8.579	73.7	13	1:28.644	147.3
11	98 C.Piro(DEU) ADAC Formel 4 powered by Abarth	(T) Team Piro Sports Interdental(DEU) Team Piro Sports Interdental	16	45:54.805	9.252	73.7	12	1:28.799	147.1
12	41 A.Petrov(ITA) ADAC Formel 4 powered by Abarth	DR Formula(PRT) DR Formula	16	45:55.393	9.840	73.7	14	1:28.793	147.1
13	68 J.Correa(ITA) ADAC Formel 4 powered by Abarth	Prema Powerteam SRL(ITA) Prema Powerteam SRL	16	45:56.138	10.585	73.7	15	1:28.811	147.1
14	42 L.Hoogenboom(NLD) ADAC Formel 4 powered by Abarth	(T) Motopark(DEU) Motopark	16	45:57.055	11.502	73.7	14	1:28.844	147.0
15	81 M.Waldherr(DEU) ADAC Formel 4 powered by Abarth	(T) Neuhauser Racing Team(AUT) Neuhauser Racing Team	16	45:59.925	14.372	73.6	16	1:28.885	146.9
16	7 O.Söderström(SWE) ADAC Formel 4 powered by Abarth	(T) ADAC Berlin-Brandenburg e.V.(DEU) ADAC Berlin-Brandenburg e.V.	16	46:04.172	18.619	73.5	13	1:29.245	146.3
17	1 F.Drugovich(ITA) ADAC Formel 4 powered by Abarth	(T) Van Amersfoort Racing(NLD) Van Amersfoort Racing	16	46:04.739	19.186	73.6	14	1:28.660	147.3
18	11 M.Wishofer(AUT) R ADAC Formel 4 powered by Abarth	(T) Lechner Racing(AUT) Lechner Racing	16	46:04.952	19.399	73.5	13	1:29.230	146.4
19	4 S.Flörsch(DEU) ADAC Formel 4 powered by Abarth	ADAC Berlin-Brandenburg e.V.(DEU) ADAC Berlin-Brandenburg e.V.	16	46:05.142	19.589	73.4	9	1:28.755	147.1
20	64 O.Caldwell(GBR) ADAC Formel 4 powered by Abarth	ADAC Berlin-Brandenburg e.V.(DEU) ADAC Berlin-Brandenburg e.V.	16	46:05.344	19.791	73.4	15	1:29.305	146.2
21	99 C.Weerts(BEL) R ADAC Formel 4 powered by Abarth	Motopark(DEU) Motopark	16	46:08.335	22.782	73.4	16	1:28.896	146.9
22	26 L.Heinrich(DEU) R ADAC Formel 4 powered by Abarth	(T) Rennsport Rössler(DEU) Rennsport Rössler	16	46:14.393	28.840	73.2	14	1:30.239	144.7
23	10 R.Wagner(DEU) R ADAC Formel 4 powered by Abarth	(T) Lechner Racing(AUT) Lechner Racing	16	46:15.412	29.859	73.2	13	1:29.849	145.4
24	25 D.Ghattas(DEU) R ADAC Formel 4 powered by Abarth	(T) Team Piro Sports Interdental(DEU) Team Piro Sports Interdental	16	46:16.627	31.074	73.4	15	1:30.116	144.9
25	6 T.Beckhäuser(CZE) R ADAC Formel 4 powered by Abarth	ADAC Berlin-Brandenburg e.V.(DEU) ADAC Berlin-Brandenburg e.V.	16	46:16.713	31.160	73.2	11	1:29.711	145.6



ADAC Formel 4

Result List Race 1

Provisional



Nürburgring, Length: 3629m
Air temperature: 20.68°C
Track temperature: 29.79°C
Weather condition: Dry

DMSB Reg. Nr.: 930/17

Saturday, August 05, 2017 14:45:00

started : 28 classified : 25 not classified : 3

Nr. Drivers	Team	Laps	Total Time	Gap	Kph	Lap	Time	Kph
Cl. Car	Competitor							

Not classified

33	J.Aberdein(DEU) ADAC Formel 4 powered by Abarth	(T) Motopark(DEU) Motopark	10	37:58.760	6 LAP	53.7	7	1:29.530	145.9
27	N.Nielsen(DNK) ADAC Formel 4 powered by Abarth	US Racing(DEU) US Racing	1	1:36.331	15 LAP				
83	K.Moreira-Laliberte(CHE) ADAC Formel 4 powered by Abarth	Van Amersfoort Racing(NLD) Van Amersfoort Racing	1	1:38.083	15 LAP				

Fastest lap of the race. Car 13 driver Fabio Scherer on lap 10. Time 1:28.278, average speed 147.9 km/h.

T = nominated for the team classification

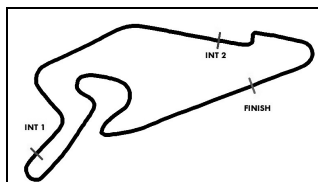
Subject to final scrutineering!		
Publication time:	Clerk of the Course: Michael Bork	Timekeeper: Steffen Ruhl

ver: 1.0

www.adac.de/motorsport

Page 2/ 2 printed: 5.8.2017 15:32

CERTINA
S W I S S W A T C H E S



ADAC Formel 4

Sector List Race 1

Provisional



Nürburgring, Length: 3629m

Air temperature: 20.68°C

Track temperature: 29.79°C

Weather condition: Dry

DMSB Reg. Nr.: 930/17

Saturday, August 05, 2017 14:45:00

Lap	Time	SE1	SP1	SE2	SP2	SE3	SP3	TSP	Lap	Time	SE1	SP1	SE2	SP2	SE3	SP3	TSP
1 Drugovich, ITA									theoretical besttime: 1:28.490								
1	1:43.330	59.059	132	22.782	216	21.489	175	216	9	1:28.823	45.027	131	22.479	220	21.317	178	220
2	1:36.101	45.655	132	27.445	159	23.001	152	159	10	1:29.426	45.299	130	22.385	222	21.742	175	222
3	3:28.680	1:19.495	85	39.129	103	1:30.056	19	103	11	1:29.227	44.933	129	22.436	218	21.858	176	218
4	20:43.869	19:23.938	116	41.614	74	38.317	86	74	12	1:29.770	45.186	131	22.323	224	22.261	176	224
5	2:06.162	1:05.611	123	35.836	56	24.715	177	56	13	1:29.674	45.549	133	22.359	223	21.766	177	223
6	1:30.400	45.963	132	22.487	222	21.950	177	222	14	1:28.660	45.088	131	22.338	219	21.234	177	219
7	1:30.223	46.044	131	22.541	222	21.638	177	222	15	1:30.067	45.212	129	22.407	224	22.448	175	224
8	1:30.539	46.424	131	22.502	220	21.613	175	220	16	1:29.788	45.105	132	22.398	220	22.285	175	220

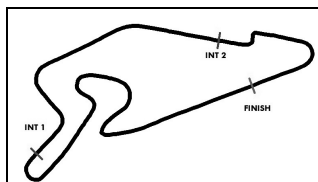
2 Vesti, DNK									theoretical besttime: 1:28.444								
1	1:35.846	50.253	130	23.102	217	22.491	175	217	9	1:29.106	45.193	132	22.456	218	21.457	176	218
2	1:32.561	46.395	131	22.555	216	23.611	156	216	10	1:28.750	44.977	130	22.424	219	21.349	177	219
3	3:01.301	1:19.429	66	37.959	86	1:03.913	30	86	11	1:28.786	45.092	131	22.418	219	21.276	177	219
4	21:07.868	19:50.942	73	40.161	98	36.765	96	98	12	1:28.753	44.972	131	22.436	221	21.345	178	221
5	2:14.927	1:06.974	94	41.108	65	26.845	175	65	13	1:28.715	45.067	131	22.385	218	21.263	175	218
6	1:30.588	45.908	131	22.732	220	21.948	177	220	14	1:28.604	44.862	129	22.423	218	21.319	176	218
7	1:29.617	45.628	131	22.502	220	21.487	175	220	15	1:28.468	44.824	129	22.357	219	21.287	176	219
8	1:29.009	45.120	131	22.424	219	21.465	175	219	16	1:28.744	44.891	131	22.394	218	21.459	176	218

3 Gachot, GBR									theoretical besttime: 1:28.411								
1	1:35.248	49.727	132	23.140	215	22.381	175	215	9	1:29.194	45.225	132	22.353	220	21.616	177	220
2	1:31.929	45.338	131	22.505	206	24.086	164	206	10	1:29.124	45.315	131	22.395	218	21.414	176	218
3	2:57.129	1:19.209	70	37.533	82	1:00.387	36	82	11	1:28.750	45.104	131	22.307	219	21.339	176	219
4	21:12.358	19:54.393	83	41.077	96	36.888	93	96	12	1:28.605	45.064	131	22.238	219	21.303	176	219
5	2:15.232	1:06.150	81	41.907	70	27.175	175	70	13	1:28.837	45.118	131	22.376	218	21.343	175	218
6	1:29.862	45.718	131	22.591	217	21.553	176	217	14	1:28.565	45.017	129	22.364	218	21.184	175	218
7	1:29.501	45.409	130	22.495	219	21.597	176	219	15	1:28.683	44.989	130	22.334	218	21.360	176	218
8	1:29.124	45.259	132	22.349	220	21.516	176	220	16	1:28.837	45.001	131	22.492	216	21.344	176	216

4 Flörsch, DEU									theoretical besttime: 1:28.621								
1	1:37.011	50.968	132	23.373	219	22.670	176	219	9	1:28.755	45.125	133	22.450	215	21.180	176	215
2	1:41.653	50.848	131	24.852	181	25.953	142	181	10	1:29.184	44.992	130	22.593	220	21.599	174	220
3	3:26.995	1:19.536	84	39.190	102	1:28.269	22	102	11	1:30.185	45.941	132	22.680	219	21.564	176	219
4	20:45.490	19:25.395	119	42.044	68	38.051	90	68	12	1:29.908	45.180	132	22.603	218	22.125	175	218
5	2:06.717	1:05.563	123	36.266	55	24.888	175	55	13	1:29.698	45.593	132	22.461	218	21.644	173	218
6	1:30.371	45.923	130	22.811	217	21.637	177	217	14	1:29.438	45.685	133	22.464	217	21.289	176	217
7	1:30.254	46.051	132	22.608	218	21.595	176	218	15	1:29.902	44.991	131	22.664	219	22.247	175	219
8	1:29.781	45.589	131	22.631	218	21.561	175	218	16	1:29.800	45.153	132	22.557	216	22.090	175	216

5 Zendeli, DEU									theoretical besttime: 1:28.311								
1	1:30.904	46.520	133	22.814	214	21.570	174	214	9	1:28.563	44.917	133	22.378	215	21.268	176	215
2	1:30.506	45.266	133	22.565	214	22.675	153	214	10	1:28.566	44.858	132	22.419	216	21.289	176	216
3	2:54.732	1:21.134	86	37.045	95	56.553	31	95	11	1:28.575	44.920	134	22.377	215	21.278	176	215
4	21:15.744	19:58.612	80	40.338	95	36.794	120	95	12	1:28.338	44.797	133	22.344	216	21.197	177	216
5	2:17.527	1:06.847	84	43.626	71	27.054	175	71	13	1:28.416	44.796	133	22.338	216	21.282	176	216
6	1:29.708	45.622	131	22.571	215	21.515	176	215	14	1:28.689	44.984	131	22.380	216	21.325	176	216
7	1:28.807	45.069	131	22.413	217	21.325	175	217	15	1:28.691	44.970	133	22.438	216	21.283	176	216
8	1:28.691	44.994	133	22.318	218	21.379	175	218	16	1:29.096	44.978	132	22.574	215	21.544	169	215

6 Beckhäuser, CZE									theoretical besttime: 1:29.499								
1	1:40.988	54.000	133	23.284	219	23.704	176	219	9	1:30.117	45.799	131	22.494	218	21.824	177	218
2	1:39.818			149	23.035	175	149	149	10	1:30.202	45.928	131	22.673	217	21.601	177	217
3	3:31.926	1:18.866	88	39.227	102	1:33.833	19	102	11	1:29.711	45.618	133	22.587	218	21.506	177	218
4	20:39.946	19:20.338	113	41.071	82	38.537	88	82	12	1:30.363	46.213	132	22.571	219	21.579	176	219
5	2:06.114	1:05.755	120	35.564	55	24.795	175	55	13	1:31.674	45.804	129	22.592	219	23.278	175	219
6	1:33.223	46.231	130	23.790	212	23.202	177	212	14	1:30.579	45.844	133	22.375	219	22.360	174	219
7	1:30.306	45.844	132	22.597	217	21.865	177	217	15	1:30.122	45.817	131	22.502	220	21.803	176	220
8	1:30.867	46.096	131	22.551	219	22.220	176	219	16	1:30.757	45.667	129	22.814	219	22.276	176	219



ADAC Formel 4

Sector List Race 1

Provisional



Nürburgring, Length: 3629m

Air temperature: 20.68°C

Track temperature: 29.79°C

Weather condition: Dry

DMSB Reg. Nr.: 930/17

Saturday, August 05, 2017 14:45:00

Lap	Time	SE1	SP1	SE2	SP2	SE3	SP3	TSP	Lap	Time	SE1	SP1	SE2	SP2	SE3	SP3	TSP
7 Söderström, SWE									theoretical besttime: 1:29.163								
1	1:40.108	53.289	133	23.211	221	23.608	177	221	9	1:29.400	45.435	131	22.532	219	21.433	177	219
2	1:37.044	46.663	132	24.345	175	26.036	131	175	10	1:29.760	45.760	131	22.531	218	21.469	177	218
3	3:20.124	1:19.461	85	37.953	106	1:22.710	30	106	11	1:30.088	46.128	131	22.536	217	21.424	177	217
4	20:50.799	19:30.887	104	42.707	69	37.205	123	69	12	1:29.260	45.350	131	22.511	219	21.399	177	219
5	2:08.778	1:05.610	125	37.610	60	25.558	175	60	13	1:29.245	45.293	132	22.524	217	21.428	175	217
6	1:30.639	46.221	132	22.735	218	21.683	178	218	14	1:29.375	45.301	132	22.610	219	21.464	177	219
7	1:29.257	45.363	133	22.501	219	21.393	177	219	15	1:30.340	46.041	131	22.579	219	21.720	176	219
8	1:29.895	45.574	131	22.727	218	21.594	176	218	16	1:30.060	45.269	132	22.563	216	22.228	176	216

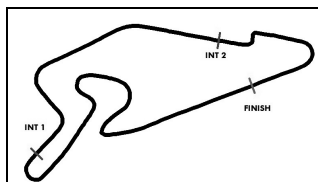
Lap	Time	SE1	SP1	SE2	SP2	SE3	SP3	TSP	Lap	Time	SE1	SP1	SE2	SP2	SE3	SP3	TSP
9 Armstrong, ITA									theoretical besttime: 1:28.478								
1	1:36.150	50.503	121	23.228	219	22.419	174	219	9	1:29.036	45.243	130	22.508	220	21.285	177	220
2	1:33.362	46.619	129	23.173	199	23.570	168	199	10	1:29.091	45.186	130	22.503	218	21.402	177	218
3	3:05.274	1:19.321	79	37.914	82	1:08.039	31	82	11	1:29.012	45.141	130	22.456	219	21.415	176	219
4	21:04.379	19:47.102	74	40.946	101	36.331	109	101	12	1:28.845	45.201	130	22.451	217	21.193	178	217
5	2:14.295	1:06.575	101	40.859	56	26.861	174	56	13	1:28.644	44.952	131	22.437	218	21.255	177	218
6	1:30.693	46.597	131	22.733	216	21.363	177	216	14	1:28.965	45.091	131	22.601	217	21.273	177	217
7	1:29.718	45.792	131	22.516	219	21.410	177	219	15	1:28.757	44.888	130	22.397	220	21.472	177	220
8	1:29.177	45.391	130	22.435	218	21.351	177	218	16	1:28.734	44.960	130	22.455	219	21.319	177	219

Lap	Time	SE1	SP1	SE2	SP2	SE3	SP3	TSP	Lap	Time	SE1	SP1	SE2	SP2	SE3	SP3	TSP
10 Wagner, DEU									theoretical besttime: 1:29.812								
1	1:39.431	52.875	133	23.547	219	23.009	175	219	9	1:30.865	46.184	132	22.770	216	21.911	172	216
2	1:36.297	46.489	128	23.649	192	26.159	144	192	10	1:30.825	45.848	131	22.746	215	22.231	173	215
3	3:14.573	1:19.041	99	37.003	92	1:18.529	39	92	11	1:30.235	45.729	132	22.676	216	21.830	172	216
4	20:55.190	19:35.999	100	42.879	72	36.312	137	72	12	1:30.945	46.541	131	22.719	216	21.685	174	216
5	2:10.984	1:05.382	128	38.898	58	26.704	174	58	13	1:29.849	45.632	130	22.701	215	21.516	174	215
6	1:30.814	46.202	132	22.913	215	21.699	175	215	14	1:31.132	45.620	132	22.709	216	22.803	175	216
7	1:30.753	46.234	131	22.736	215	21.783	166	215	15	1:30.990	46.379	133	23.012	214	21.599	174	214
8	1:32.089	46.915	131	22.764	215	22.410	173	215	16	1:30.440	45.793	129	22.861	213	21.786	172	213

Lap	Time	SE1	SP1	SE2	SP2	SE3	SP3	TSP	Lap	Time	SE1	SP1	SE2	SP2	SE3	SP3	TSP
11 Wishofer, AUT									theoretical besttime: 1:29.134								
1	1:39.025	52.654	129	23.555	216	22.816	175	216	9	1:29.860	45.810	130	22.672	214	21.378	174	214
2	1:34.697	46.359	131	23.609	181	24.729	156	181	10	1:29.566	45.481	129	22.682	216	21.403	174	216
3	3:14.297	1:19.497	101	36.715	84	1:18.085	30	84	11	1:30.361	46.218	130	22.715	216	21.428	175	216
4	20:56.408	19:37.422	99	42.859	80	36.127	129	80	12	1:29.461	45.524	131	22.617	216	21.320	175	216
5	2:10.784	1:05.372	128	39.508	56	25.904	175	56	13	1:29.230	45.209	129	22.610	215	21.411	174	215
6	1:30.454	46.058	130	22.657	218	21.739	175	218	14	1:29.582	45.401	129	22.665	215	21.516	174	215
7	1:30.247	46.063	130	22.690	217	21.494	173	217	15	1:29.920	45.873	128	22.605	215	21.442	175	215
8	1:29.605	45.569	130	22.664	215	21.372	173	215	16	1:31.455	45.255	130	22.716	213	23.484	175	213

Lap	Time	SE1	SP1	SE2	SP2	SE3	SP3	TSP	Lap	Time	SE1	SP1	SE2	SP2	SE3	SP3	TSP
13 Scherer, CHE									theoretical besttime: 1:28.141								
1	1:33.884	49.192	130	22.747	219	21.945	179	219	9	1:28.478	44.996	131	22.323	219	21.159	176	219
2	1:31.424	46.079	131	22.550	201	22.795	170	201	10	1:28.278	44.795	130	22.312	216	21.171	179	216
3	2:55.680	1:19.510	64	37.043	79	59.127	30	79	11	1:28.386	44.856	130	22.380	216	21.150	179	216
4	21:13.693	19:55.606	92	40.249	115	37.838	120	115	12	1:28.537	45.022	128	22.458	217	21.057	179	217
5	2:16.057	1:06.092	89	42.817	70	27.148	178	70	13	1:28.421	44.818	130	22.289	218	21.314	178	218
6	1:30.134	46.039	130	22.559	221	21.536	179	221	14	1:29.757	45.271	129	23.075	206	21.411	177	206
7	1:28.976	45.179	131	22.419	216	21.378	177	216	15	1:28.579	44.888	131	22.380	215	21.311	178	215
8	1:28.654	44.984	131	22.359	219	21.311	178	219	16	1:29.156	45.127	129	22.554	215	21.475	177	215

Lap	Time	SE1	SP1	SE2	SP2	SE3	SP3	TSP	Lap	Time	SE1	SP1	SE2	SP2	SE3	SP3	TSP
18 Hanses, DEU									theoretical besttime: 1:28.582								
1	1:35.653	50.031	131	23.302	216	22.320	176	216	9	1:29.220	45.474	130	22.363	220	21.383	177	220
2	1:33.272	46.848	116	23.145	207	23.279	159	207	10	1:28.889	45.142	131	22.434	219	21.313	177	219
3	3:03.677	1:19.393	72	37.933	84	1:06.351	32	84	11	1:28.992	45.159	131	22.529	218	21.304	177	218
4	21:05.408	19:48.609	72	40.377	103	36.422	100	103	12	1:28.796	45.144	130	22.403	219	21.249	177	219
5	2:14.948	1:07.031	89	41.273	56	26.644	176	56	13	1:29.003	45.053	130	22.427	221	21.523	177	221
6	1:30.613	45.953	131	22.609	220	22.051	176	220	14	1:29.004	45.213	130	22.440	219	21.351	176	219
7	1:29.534	45.554	131	22.482	221	21.498	176	221	15	1:28.842	45.110	130	22.439	219	21.293	177	219
8	1:28.905	45.285	132	22.454	219	21.166	178	219	16	1:29.004	45.163	131	22.529	218	21.312	176	218



ADAC Formel 4

Sector List Race 1

Provisional



Nürburgring, Length: 3629m

Air temperature: 20.68°C

Track temperature: 29.79°C

Weather condition: Dry

DMSB Reg. Nr.: 930/17

Saturday, August 05, 2017 14:45:00

Lap	Time	SE1	SP1	SE2	SP2	SE3	SP3	TSP	Lap	Time	SE1	SP1	SE2	SP2	SE3	SP3	TSP
25	Ghattas, DEU								theoretical besttime: 1:29.836								
1	1:49.203	1:03.975	126	23.222	210	22.006	174	210	9	1:30.145	45.586	128	22.730	214	21.829	173	214
2	1:33.737	46.474	130	24.103	173	23.160	166	173	10	1:30.394	45.915	129	22.652	214	21.827	173	214
3	3:32.006	1:17.078	84	39.603	103	1:35.325	18	103	11	1:30.499	46.226	128	22.675	216	21.598	174	216
4	20:38.266	19:18.686	113	40.875	89	38.705	84	89	12	1:30.377	45.977	130	22.697	217	21.703	175	217
5	2:06.392	1:05.859	120	35.397	54	25.136	174	54	13	1:30.405	45.872	124	22.830	215	21.703	174	215
6	1:31.889	46.765	129	22.861	215	22.263	175	215	14	1:30.843	45.692	123	22.839	214	22.312	171	214
7	1:30.267	45.744	130	22.663	215	21.860	173	215	15	1:30.116	45.741	129	22.688	215	21.687	175	215
8	1:30.967	46.097	128	22.820	214	22.050	174	214	16	1:31.121	45.612	125	23.148	214	22.361	168	214

26	Heinrich, DEU								theoretical besttime: 1:29.898								
1	1:40.462	53.629	130	23.218	219	23.615	175	219	9	1:30.337	46.138	131	22.531	214	21.668	174	214
2	1:37.762	47.032	131	24.604	177	26.126	130	177	10	1:30.771	45.915	128	22.735	215	22.121	176	215
3	3:22.714	1:19.465	82	38.442	108	1:24.807	31	108	11	1:30.553	46.205	126	22.738	214	21.610	173	214
4	20:48.670	19:28.230	120	42.986	63	37.454	106	63	12	1:30.310	45.841	129	22.835	215	21.634	175	215
5	2:08.163	1:05.516	125	37.349	53	25.298	173	53	13	1:30.324	45.757	129	22.642	217	21.925	173	217
6	1:31.409	46.838	131	22.774	215	21.797	174	215	14	1:30.239	45.815	129	22.586	215	21.838	171	215
7	1:30.659	46.178	132	22.753	217	21.728	173	217	15	1:30.252	45.921	129	22.684	213	21.647	173	213
8	1:31.513	46.198	130	22.795	216	22.520	176	216	16	1:30.255	45.802	129	22.762	213	21.691	173	213

27	Nielsen, DNK								theoretical besttime:								
1	1:36.331	50.643	122	23.501	216	22.187	176	216	2								

28	Schramm, DEU								theoretical besttime: 1:28.271								
1	1:32.426	48.269	133	22.686	215	21.471	175	215	9	1:28.751	45.077	131	22.350	218	21.324	176	218
2	1:29.923	45.188	133	22.424	216	22.311	159	216	10	1:28.428	44.898	131	22.317	217	21.213	177	217
3	2:55.515	1:20.905	85	36.928	96	57.682	30	96	11	1:28.821	45.088	131	22.433	216	21.300	176	216
4	21:14.963	19:57.738	78	40.138	90	37.087	132	90	12	1:28.454	44.996	131	22.272	218	21.186	177	218
5	2:16.964	1:06.610	85	43.335	67	27.019	175	67	13	1:28.552	44.813	131	22.425	217	21.314	175	217
6	1:29.639	45.652	131	22.575	218	21.412	176	218	14	1:28.832	45.240	131	22.319	217	21.273	176	217
7	1:28.933	45.208	132	22.414	219	21.311	175	219	15	1:28.517	44.933	131	22.286	217	21.298	177	217
8	1:28.815	45.069	132	22.426	218	21.320	176	218	16	1:28.782	45.145	132	22.393	217	21.244	173	217

33	Aberdein, DEU								theoretical besttime: 1:28.862								
1	1:33.231	48.707	130	22.929	214	21.595	174	214	6	1:29.712	45.416	130	22.928	216	21.368	176	216
2	1:34.836	45.609	130	22.552	215	26.675	53	215	7	1:29.530	45.498	130	22.453	218	21.579	175	218
3	3:54.524	2:27.293	116	27.986	150	59.245	15	150	8	1:31.130	46.398	130	22.555	220	22.177	175	220
4	20:32.367	19:14.085	73	42.531	55	35.751	76	55	9	1:34.362	45.135	130	22.359	217	26.868	53	217
5	2:04.992	1:06.059	106	34.068	60	24.865	177	60	10	2:14.076	1:09.991	109	26.216	161	37.869	43	161

41	Petrov, ITA								theoretical besttime: 1:28.696								
1	1:36.829	50.830	129	23.588	220	22.411	176	220	9	1:28.975	45.070	130	22.642	217	21.263	177	217
2	1:33.542	47.433	131	22.849	207	23.260	170	207	10	1:29.080	45.057	130	22.513	219	21.510	175	219
3	3:07.497	1:19.652	90	37.495	77	1:10.350	32	77	11	1:29.127	45.164	133	22.610	218	21.353	176	218
4	21:02.085	19:45.067	80	41.823	95	35.195	122	95	12	1:29.127	45.308	130	22.509	217	21.310	177	217
5	2:14.099	1:06.604	118	40.858	56	26.637	176	56	13	1:28.901	45.162	133	22.470	217	21.269	176	217
6	1:30.516	46.175	129	22.860	218	21.481	175	218	14	1:28.793	45.002	130	22.503	218	21.288	177	218
7	1:29.911	45.701	130	22.696	219	21.514	176	219	15	1:28.836	44.965	129	22.575	216	21.296	176	216
8	1:29.217	45.190	130	22.537	220	21.490	176	220	16	1:28.858	45.011	130	22.586	216	21.261	177	216

42	Hoogenboom, NLD								theoretical besttime: 1:28.790								
1	1:38.391	52.218	127	23.376	220	22.797	174	220	9	1:29.077	45.288	131	22.418	218	21.371	176	218
2	1:34.756	46.692	132	23.413	206	24.651	164	206	10	1:29.146	45.452	130	22.417	217	21.277	176	217
3	3:09.469	1:19.369	109	36.986	81	1:13.114	28	81	11	1:29.014	45.172	131	22.397	216	21.445	175	216
4	21:00.908	19:42.064	107	42.522	103	36.322	130	103	12	1:29.200	45.332	131	22.441	217	21.427	177	217
5	2:11.377	1:05.759	128	39.086	57	26.532	174	57	13	1:29.155	45.316	129	22.439	217	21.400	175	217
6	1:30.498	45.940	131	22.766	219	21.792	174	219	14	1:28.844	45.117	130	22.402	217	21.325	175	217
7	1:29.970	45.825	130	22.513	219	21.632	172	219	15	1:28.870	45.119	131	22.475	217	21.276	176	217
8	1:29.351	45.525	131	22.399	217	21.427	175	217	16	1:29.029	45.200	130	22.463	217	21.366	176	217



ADAC Formel 4

Sector List Race 1

Provisional



Nürburgring, Length: 3629m

Air temperature: 20.68°C

Track temperature: 29.79°C

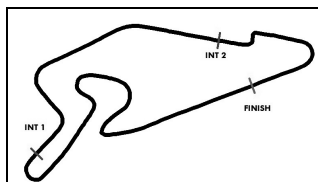
Weather condition: Dry

DMSB Reg. Nr.: 930/17

Saturday, August 05, 2017 14:45:00

Lap	Time	SE1	SP1	SE2	SP2	SE3	SP3	TSP	Lap	Time	SE1	SP1	SE2	SP2	SE3	SP3	TSP
44 Vips, ITA		theoretical besttime: 1:28.279															
1	1:34.505	49.565	128	23.181	217	21.759	176	217	9	1:29.324	45.258	130	22.556	216	21.510	175	216
2	1:31.702	45.677	131	22.799	216	23.226	161	216	10	1:29.001	45.173	130	22.578	215	21.250	176	215
3	2:56.081	1:19.389	63	36.977	78	59.715	31	78	11	1:28.723	44.990	130	22.466	215	21.267	175	215
4	21:13.240	19:55.550	90	40.514	115	37.176	109	115	12	1:28.390	44.808	131	22.395	217	21.187	176	217
5	2:15.701	1:06.355	85	42.232	68	27.114	175	68	13	1:28.498	44.948	130	22.437	216	21.113	175	216
6	1:30.110	45.979	130	22.641	219	21.490	175	219	14	1:28.814	45.028	130	22.518	216	21.268	175	216
7	1:29.394	45.444	131	22.644	218	21.306	175	218	15	1:28.535	44.823	131	22.358	216	21.354	175	216
8	1:29.201	45.327	130	22.558	219	21.316	176	219	16	1:28.779	44.924	130	22.478	216	21.377	176	216
64 Caldwell, GBR		theoretical besttime: 1:28.919															
1	1:38.798	51.795	130	24.119	218	22.884	174	218	9	1:29.864	45.716	132	22.752	217	21.396	176	217
2	1:38.918	48.424	131	24.388	183	26.106	136	183	10	1:30.208	45.228	131	22.683	216	22.297	175	216
3	3:21.096	1:19.429	90	38.085	106	1:23.582	32	106	11	1:29.320	45.181	133	22.653	218	21.486	176	218
4	20:50.347	19:29.957	113	42.760	71	37.630	109	71	12	1:29.501	44.974	131	22.549	220	21.978	177	220
5	2:08.113	1:05.272	124	37.461	59	25.380	175	59	13	1:29.724	45.628	131	22.644	218	21.452	175	218
6	1:30.628	46.069	127	22.825	218	21.734	176	218	14	1:29.627	45.594	131	22.630	217	21.403	175	217
7	1:30.279	45.946	132	22.678	219	21.655	175	219	15	1:29.305	45.017	129	22.618	218	21.670	177	218
8	1:29.720	45.652	132	22.613	216	21.455	175	216	16	1:29.896	45.733	132	22.602	216	21.561	176	216
68 Correa, ITA		theoretical besttime: 1:28.731															
1	1:37.404	51.172		23.798	213	22.434	175	213	9	1:29.064	45.240	130	22.503	219	21.321	176	219
2	1:34.318	47.498	121	23.018	213	23.802	148	213	10	1:29.069	45.160	130	22.633	216	21.276	176	216
3	3:08.920	1:18.945	100	37.679	77	1:12.296	29	77	11	1:28.987	45.172	130	22.457	220	21.358	175	220
4	21:01.251	19:43.244	87	41.681	89	36.326	116	89	12	1:29.280	45.322	131	22.474	220	21.484	175	220
5	2:12.581	1:05.668	126	40.201	57	26.712	174	57	13	1:28.991	45.227	130	22.461	219	21.303	175	219
6	1:30.501	46.120	131	22.783	219	21.598	176	219	14	1:28.972	45.143	130	22.491	216	21.338	174	216
7	1:29.863	45.610	130	22.721	219	21.532	175	219	15	1:28.811	45.043	130	22.412	217	21.356	176	217
8	1:29.277	45.418	130	22.501	219	21.358	176	219	16	1:28.849	45.072	130	22.493	217	21.284	176	217
74 Fittipaldi, ITA		theoretical besttime: 1:28.552															
1	1:35.563	49.294	126	23.458	214	22.811	174	214	9	1:28.841	45.021	130	22.460	218	21.360	177	218
2	1:32.089	45.999	131	22.716	214	23.374	172	214	10	1:29.188	45.406	130	22.409	218	21.373	177	218
3	3:00.573	1:19.504	66	37.357	85	1:03.712	33	85	11	1:28.825	45.230	131	22.376	217	21.219	177	217
4	21:08.804	19:51.475	82	40.746	94	36.583	103	94	12	1:28.823	45.159	130	22.377	219	21.287	177	219
5	2:15.109	1:06.581	88	41.648	66	26.880	177	66	13	1:29.689	45.760	130	22.511	218	21.418	176	218
6	1:30.646	46.040	130	22.916	216	21.690	176	216	14	1:28.682	45.017	130	22.380	216	21.285	176	216
7	1:29.388	45.542	130	22.500	215	21.346	175	215	15	1:29.021	45.206	130	22.417	217	21.398	175	217
8	1:28.945	45.191	129	22.440	217	21.314	177	217	16	1:28.594	45.052	130	22.383	217	21.159	177	217
80 Estner, DEU		theoretical besttime: 1:28.278															
1	1:33.659	48.923	128	22.917	217	21.819	176	217	9	1:28.870	44.945	129	22.579	217	21.346	175	217
2	1:30.873	45.813	130	22.623	215	22.437	151	215	10	1:28.675	44.941	128	22.509	216	21.225	175	216
3	2:55.086	1:19.666	66	36.771	91	58.649	29	91	11	1:28.555	44.902	129	22.476	217	21.177	176	217
4	21:14.060	19:56.442	79	40.294	85	37.324	108	85	12	1:28.660	44.907	130	22.489	217	21.264	175	217
5	2:16.775	1:06.448	78	42.994	67	27.333	174	67	13	1:28.543	44.886	130	22.422	217	21.235	175	217
6	1:30.005	45.941	130	22.663	216	21.401	175	216	14	1:28.691	44.923	130	22.506	217	21.262	175	217
7	1:29.962	45.970	130	22.658	218	21.334	175	218	15	1:28.538	44.679	130	22.493	218	21.366	175	218
8	1:29.083	45.197	130	22.585	218	21.301	175	218	16	1:28.939	44.978	130	22.591	217	21.370	174	217
81 Waldherr, DEU		theoretical besttime: 1:28.706															
1	1:39.790	52.469	127	23.647	219	23.674	175	219	9	1:29.841	45.953	132	22.484	220	21.404	176	220
2	1:36.367	46.706	130	23.698	181	25.963	138	181	10	1:29.606	45.807	130	22.439	218	21.360	176	218
3	3:17.692	1:19.606	84	37.072	100	1:21.014	32	100	11	1:29.671	45.618	130	22.469	216	21.584	173	216
4	20:52.419	19:33.130	97	42.895	80	36.394	134	80	12	1:29.043	45.287	131	22.521	216	21.235	175	216
5	2:09.974	1:05.833	128	38.314	61	25.827	173	61	13	1:28.971	45.261	131	22.470	216	21.240	174	216
6	1:29.794	45.644	130	22.583	217	21.567	175	217	14	1:29.121	45.321	130	22.495	216	21.305	175	216
7	1:30.170	45.986	129	22.649	219	21.535	176	219	15	1:29.014	45.212	130	22.554	215	21.248	175	215
8	1:29.567	45.893	130	22.464	218	21.210	177	218	16	1:28.885	45.057	131	22.536	215	21.292	176	215





ADAC Formel 4

Sector List Race 1

Provisional



Nürburgring, Length: 3629m

Air temperature: 20.68°C

Track temperature: 29.79°C

Weather condition: Dry

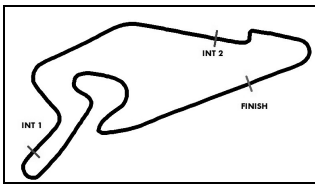
DMSB Reg. Nr.: 930/17

Saturday, August 05, 2017 14:45:00

Lap	Time	SE1	SP1	SE2	SP2	SE3	SP3	TSP	Lap	Time	SE1	SP1	SE2	SP2	SE3	SP3	TSP
83	Moreira-Laliberte, CHE																theoretical besttime:
1	1:38.083	51.443	129	23.509	216	23.131	175	216	2								

98	Piro, DEU																theoretical besttime: 1:28.622
1	1:37.994	51.738	113	23.675	218	22.581	173	218	9	1:29.090	45.352	131	22.518	218	21.220	177	218
2	1:32.074	46.126	133	22.685	216	23.263	160	216	10	1:29.069	45.205	132	22.455	218	21.409	177	218
3	3:06.943	1:19.606	86	37.452	82	1:09.885	31	82	11	1:28.987	45.202	132	22.473	217	21.312	177	217
4	21:02.466	19:45.333	81	41.937	91	35.196	108	91	12	1:28.799	45.122	131	22.380	219	21.297	178	219
5	2:14.165	1:06.547	118	40.881	55	26.737	177	55	13	1:28.837	45.053	131	22.355	219	21.429	177	219
6	1:30.169	45.880	131	22.633	218	21.656	177	218	14	1:29.812	45.695	115	22.704	220	21.413	177	220
7	1:29.644	45.648	132	22.569	219	21.427	177	219	15	1:28.876	45.068	131	22.380	219	21.428	176	219
8	1:29.076	45.240	131	22.499	219	21.337	177	219	16	1:28.804	45.047	131	22.488	218	21.269	178	218

99	Weerts, BEL																theoretical besttime: 1:28.734
1	1:38.562	51.191	126	23.886	219	23.485	175	219	9	1:30.019	45.523	131	22.535	220	21.961	176	220
2	1:46.218	50.120	127	28.248	150	27.850	57	150	10	1:31.097	46.004	129	22.404	220	22.689	174	220
3	3:33.007	1:57.211	113	31.217	127	1:04.579	17	127	11	1:29.945	45.656	130	22.487	219	21.802	176	219
4	20:36.098	19:18.161	72	42.322	63	35.615	71	63	12	1:29.749	45.896	130	22.422	216	21.431	176	216
5	2:05.875	1:05.931	96	34.940	58	25.004	176	58	13	1:29.241	45.336	129	22.494	215	21.411	174	215
6	1:31.245	46.088	128	22.853	216	22.304	175	216	14	1:29.179	45.264	129	22.533	215	21.382	175	215
7	1:29.523	45.456	127	22.504	218	21.563	174	218	15	1:29.008	45.249	130	22.501	216	21.258	176	216
8	1:30.673	45.786	129	22.588	221	22.299	174	221	16	1:28.896	45.072	131	22.513	216	21.311	175	216



ADAC Formel 4

Lap Chart Race 1

Provisional



Nürburgring, Length: 3629 m

Saturday, August 05, 2017 14:45:00

LapCha	1	2	3	4	5	6	7	8	9	10	11	12	13	14	15	16	17	18	19	20	21	22	23	24	25	26	27	28	29	30	31	32	33	34	35	36	37	38	39	40	41	42	43	44	45															
LAP 1	5	28	33	80	13	44	3	74	18	2	9	27	41	4	68	98	83	42	99	64	11	10	81	7	26	6	1	25																																
LAP 2	5	28	80	13	44	3	74	.33	2	18	9	98	41	68	42	11	10	81	7	64	26	4	1	6	25	.99																																		
LAP 3	5	28	80	13	44	3	74	2	18	9	98	41	68	42	11	10	81	7	64	26	4	1	6	25	99	33																																		
LAP 4	5	28	80	13	44	3	74	2	18	9	98	41	68	42	11	10	81	7	64	26	4	1	6	25	99	33																																		
LAP 5	5	28	80	13	44	3	74	2	18	9	98	41	68	42	11	81	10	7	64	26	4	1	6	25	99	33																																		
LAP 6	5	28	80	13	44	3	74	2	18	98	9	41	68	42	11	81	10	7	64	4	1	26	33	99	25	6																																		
LAP 7	5	28	13	80	44	3	74	2	18	98	9	41	68	42	11	81	7	10	64	4	1	33	26	99	25	6																																		
LAP 8	5	28	13	80	44	3	74	2	18	98	9	41	68	42	11	81	7	64	4	1	10	33	99	26	25	6																																		
LAP 9	5	28	13	80	44	3	74	2	18	98	9	41	68	42	11	81	7	4	64	1	10	99	26	25	6	.33																																		
LAP 10	5	28	13	80	44	3	74	2	18	98	9	41	68	42	11	81	7	4	1	64	10	99	26	25	6	.33																																		
LAP 11	5	28	13	80	44	3	74	2	18	98	9	41	68	42	81	11	7	4	1	64	10	99	26	6	25																																			
LAP 12	5	28	13	80	44	3	74	2	18	98	9	41	68	42	81	11	7	4	1	64	99	10	26	6	25																																			
LAP 13	5	28	13	80	44	3	2	74	18	98	9	41	68	42	81	11	7	4	1	64	99	10	26	25	6																																			
LAP 14	5	28	13	80	44	3	2	74	18	9	98	41	68	42	81	11	7	1	4	64	99	26	10	25	6																																			
LAP 15	5	28	13	80	44	3	2	74	18	9	98	41	68	42	81	11	7	1	4	64	99	26	10	25	6																																			
LAP 16	5	28	13	80	44	3	2	74	18	9	98	41	68	42	81	7	1	11	4	64	99	26	10	25	6																																			

. - PIT STOP ' - LAP BEHIND



ADAC Formel 4

Top speed list Race 1

Provisional

DMSB Reg. Nr.: 930/17

Saturday, August 05, 2017 14:45:00



Nürburgring, Length: 3629m

Air temperature: 20.68°C

Track temperature: 29.79°C

Weather condition: Dry

#	Name (NAT)	Team	Car name	Speed	Lap	Race time
1	Felipe Drugovich (ITA)	Van Amersfoort Racing (NLD)	ADAC Formel 4 powered by Abarth	224.06	12	19:52.336
7	Oliver Söderström (SWE)	ADAC Berlin-Brandenburg e.V. (DEU)	ADAC Formel 4 powered by Abarth	221.76	1	1:16.500
99	Charles Weerts (BEL)	Motopark (DEU)	ADAC Formel 4 powered by Abarth	221.76	8	13:56.949
18	Julian Hanses (DEU)	US Racing (DEU)	ADAC Formel 4 powered by Abarth	221.76	13	21:13.434
13	Fabio Scherer (CHE)	US Racing (DEU)	ADAC Formel 4 powered by Abarth	221.31	6	10:47.383
2	Frederik Vesti (DNK)	Van Amersfoort Racing (NLD)	ADAC Formel 4 powered by Abarth	221.31	12	19:43.814
41	Artem Petrov (ITA)	DR Formula (PRT)	ADAC Formel 4 powered by Abarth	220.40	1	1:14.418
42	Leonard Hoogenboom (NLD)	Motopark (DEU)	ADAC Formel 4 powered by Abarth	220.40	1	1:15.594
3	Louis Gachot (GBR)	Van Amersfoort Racing (NLD)	ADAC Formel 4 powered by Abarth	220.40	8	13:46.914
33	Jonathan Aberdein (DEU)	Motopark (DEU)	ADAC Formel 4 powered by Abarth	220.40	8	13:56.192
9	Marcus Armstrong (ITA)	Prema Powerteam SRL (ITA)	ADAC Formel 4 powered by Abarth	220.40	9	15:18.846
81	Michael Waldherr (DEU)	Neuhauser Racing Team (AUT)	ADAC Formel 4 powered by Abarth	220.40	9	15:22.257
4	Sophia Flörsch (DEU)	ADAC Berlin-Brandenburg e.V. (DEU)	ADAC Formel 4 powered by Abarth	220.40	10	16:52.659
68	Juan Manuel Correa (ITA)	Prema Powerteam SRL (ITA)	ADAC Formel 4 powered by Abarth	220.40	11	18:17.924
64	Oliver Caldwell (GBR)	ADAC Berlin-Brandenburg e.V. (DEU)	ADAC Formel 4 powered by Abarth	220.40	12	19:52.861
98	Cedric Piro (DEU)	Team Piro Sports Interdental (DEU)	ADAC Formel 4 powered by Abarth	220.40	14	22:43.759
6	Tom Beckhäuser (CZE)	ADAC Berlin-Brandenburg e.V. (DEU)	ADAC Formel 4 powered by Abarth	220.40	15	24:32.200
10	Richard Wagner (DEU)	Lechner Racing (AUT)	ADAC Formel 4 powered by Abarth	219.51	1	1:16.422
26	Laurin Heinrich (DEU)	Rennsport Rössler (DEU)	ADAC Formel 4 powered by Abarth	219.51	1	1:16.847
28	Kim Luis Schramm (DEU)	US Racing (DEU)	ADAC Formel 4 powered by Abarth	219.51	7	12:15.099
44	Juri Vips (ITA)	Prema Powerteam SRL (ITA)	ADAC Formel 4 powered by Abarth	219.06	6	10:47.896
74	Enzo Fittipaldi (ITA)	Prema Powerteam SRL (ITA)	ADAC Formel 4 powered by Abarth	219.06	12	19:43.554
11	Mick Wishofer (AUT)	Lechner Racing (AUT)	ADAC Formel 4 powered by Abarth	218.62	6	10:51.973
80	Andreas Estner (DEU)	Neuhauser Racing Team (AUT)	ADAC Formel 4 powered by Abarth	218.18	7	12:17.133
5	Lirim Zendeli (DEU)	ADAC Berlin-Brandenburg e.V. (DEU)	ADAC Formel 4 powered by Abarth	218.18	8	13:43.287
25	Doueid Ghattas (DEU)	Team Piro Sports Interdental (DEU)	ADAC Formel 4 powered by Abarth	217.30	12	20:00.486
83	Kami Moreira-Laliberte (CHE)	Van Amersfoort Racing (NLD)	ADAC Formel 4 powered by Abarth	216.86	1	1:14.952
27	Nicklas Nielsen (DNK)	US Racing (DEU)	ADAC Formel 4 powered by Abarth	216.43	1	1:14.144