

ADAC GT Masters

Result List Qualifying 1

Provisional



Nürburgring, Length: 3629m

Air temperature: 16.42°C

Track temperature: 17.8°C

Weather condition: Wet

DMSB Reg. Nr.: 907/17

Saturday, August 05, 2017 9:10:00

started : 28 classified : 28 not classified : 0

	Drivers	Team	Car	Lap	Best Time	Gap	Diff	Kph	Day Time
1	21 L.Stolz(DEU)(J)/L.Ludwig(DEU)	Mercedes-AMGTeamZAKSPEED(D	Mercedes-AMG GT3	6	1:27.414			149.4	9:19:32
2	17 M.Jaminet(FRA)/M.Ammernüller(DEU)	KÜS TEAM75 Bernhard(DEU)	Porsche 911 GT3 R	6	1:27.477	0.063	0.063	149.3	9:20:03
3	26 S.Asch(DEU)/L.Auer(AUT)	BWT Mücke Motorsport(DEU)	Mercedes-AMG GT3	6	1:27.629	0.215	0.152	149.0	9:19:47
4	77 J.Gounon(FRA)(J)/A.Costa(ESP)	Callaway Competition(DEU)	Corvette C7 GT3	6	1:27.729	0.315	0.100	148.9	9:20:35
5	3 M.Pommer(DEU)/K.van der Linde(ZAF)	Aust Motorsport(DEU)	Audi R8 LMS	5	1:27.824	0.410	0.095	148.7	9:18:06
6	99 R.Renauer(DEU)/S.Müller(DEU)	Precote Herberth Motorsport(DEU)	Porsche 911 GT3 R	6	1:27.835	0.421	0.011	148.7	9:19:45
7	24 F.Salaquarda(CZE)/M.Winkelhock(DEU)	BWT Mücke Motorsport(DEU)	Audi R8 LMS	6	1:27.879	0.465	0.044	148.6	9:19:37
8	36 K.Bachler(AUT)/A.Macdonall(GBR)	Schütz Motorsport(DEU)	Porsche 911 GT3 R	6	1:27.983	0.569	0.104	148.4	9:19:18
9	20 N.Sylvest(DNK)(J)/N.Rogivue(CHE)(J)	Mercedes-AMGTeamZAKSPEED(D	Mercedes-AMG GT3	6	1:28.003	0.589	0.020	148.4	9:19:19
10	1 C.De Phillippi(USA)/C.Mies(DEU)	MontaplastbyLand-Motorsport(DEU)	Audi R8 LMS	5	1:28.049	0.635	0.046	148.3	9:19:03
11	7 N.Siedler(AUT)/M.Mapelli(ITA)	HB Racing WDS Bau(AUT)	Lamborghini Huracan GT3	4	1:28.097	0.683	0.048	148.2	9:17:56
12	25 M.Ortmann(DEU)(J)/F.Stippler(DEU)	BWT Mücke Motorsport(DEU)	Audi R8 LMS	6	1:28.136	0.722	0.039	148.2	9:19:40
13	4 D.Marschall(DEU)(J)/P.Niederhauser(CHE)	Aust Motorsport(DEU)	Audi R8 LMS	5	1:28.141	0.727	0.005	148.2	9:18:08
14	19 E.Perez Companc(ARG)(J)/M.Bortolotti(ITA)	GRT Grasser-Racing-Team(AUT)	Lamborghini Huracan GT3	5	1:28.249	0.835	0.108	148.0	9:20:25
15	2 J.Schmidt(CHE)(J)/C.Haase(DEU)	MontaplastbyLand-Motorsport(DEU)	Audi R8 LMS	4	1:28.374	0.960	0.125	147.8	9:17:40
16	42 N.Catsburg(NLD)/P.Eng(AUT)	BMW Team Schnitzer(DEU)	BMW M6 GT3	4	1:28.433	1.019	0.059	147.7	9:21:23
17	84 P.Assenheimer(DEU)(J)/M.Götz(DEU)	Mercedes-AMGTeamHTPMotorspor	Mercedes-AMG GT3	6	1:28.448	1.034	0.015	147.7	9:20:13
18	48 I.Dontje(NLD)(J)/M.Kirchhöfer(DEU)	Mercedes-AMGTeamHTPMotorspor	Mercedes-AMG GT3	6	1:28.453	1.039	0.005	147.6	9:20:26
19	13 S.Barth(DEU)(T)/M.Hackländer(DEU)	RWT Racing(AUT)	Corvette C7 GT3	6	1:28.534	1.120	0.081	147.5	9:20:37
20	18 A.de Leener(BEL)/C.Friedrich(DEU)(J)	KÜS TEAM75 Bernhard(DEU)	Porsche 911 GT3 R	6	1:28.704	1.290	0.170	147.2	9:20:00
21	63 R.Ineichen(CHE)(T)/C.Engelhart(DEU)	GRT Grasser-Racing-Team(AUT)	Lamborghini Huracan GT3	5	1:28.815	1.401	0.111	147.0	9:19:31
22	50 P.Geipel(DEU)/R.Frey(CHE)	YACO Racing(DEU)	Audi R8 LMS	6	1:28.831	1.417	0.016	147.0	9:20:44
23	8 M.Ahlin-Kottulinsky(SWE)(J)/R.Feller(CHE)(J)	Audi Sport racing academy(DEU)	Audi R8 LMS	5	1:28.894	1.480	0.063	146.9	9:18:48
24	44 M.Busch(DEU)/D.Busch(DEU)	Twin Busch Motorsport(DEU)	Audi R8 LMS	5	1:29.155	1.741	0.261	146.5	9:17:47
25	6 C.Zanella(CHE)/F.Spengler(DEU)	HB Racing WDS Bau(AUT)	Lamborghini Huracan GT3	5	1:29.351	1.937	0.196	146.2	9:20:58
26	9 E.Erhart(DEU)/C.Höher(AUT)(J)	Audi Sport racing academy(DEU)	Audi R8 LMS	5	1:29.393	1.979	0.042	146.1	9:19:13
27	22 R.Lips(CHE)(T)/M.Gassner(DEU)	MRS GT-Racing(DEU)	Nissan GT-RNISMOGT3	6	1:29.514	2.100	0.121	145.9	9:20:31
28	66 J.Judek(DEU)(J)/E.Lindholm(FIN)(J)	ADACNSA/AttemptoRacingTeam(C	Lamborghini Huracan GT3	5	1:30.226	2.812	0.712	144.7	9:18:43

Subject to final scrutineering!

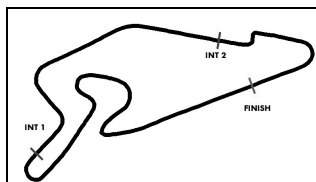
Publication time:	Clerk of the Course: Michael Bork	Timekeeper: Steffen Ruhl
-------------------	-----------------------------------	--------------------------

ver: 1.0

www.adac.de/motorsport

Page 1/ 1 printed: 5.8.2017 9:32

CERTINA
S W I S S W A T C H E S



ADAC GT Masters



Sector List Qualifying 1

Provisional

Nürburgring, Length: 3629m

Air temperature: 16.42°C

Track temperature: 17.8°C

Weather condition: Wet

DMSB Reg. Nr.: 907/17

Saturday, August 05, 2017 9:10:00

Lap	Time	SE1	SP1	SE2	SP2	SE3	SP3	TSP	Lap	Time	SE1	SP1	SE2	SP2	SE3	SP3	TSP
1	De Phillippi, USA / Mies, DEU								theoretical besttime: 1:28.049								
1	2:45.717	1:55.066	117	26.081	211	24.570	147	211	5	1:28.049	44.691	134	22.000	240	21.358	186	240
2	1:47.512	51.688	129	25.006	110	30.818	185	110	6	1:30.057	44.691	132	22.152	242	23.214	186	242
3	1:33.152	45.349	133	22.475	237	25.328	185	237	7	1:31.633	46.571	133	22.435	240	22.627	186	240
4	1:28.584	45.020	135	22.204	240	21.360	186	240	8	1:53.880	49.242	128	26.753	170	37.885	57	170

2	Schmidt, CHE / Haase, DEU								theoretical besttime: 1:28.291								
1	3:05.224	2:13.501	119	27.510	159	24.213	181	159	5	1:30.958	45.442	122	22.979	240	22.537	186	240
2	1:37.705	47.665	131	23.064	201	26.976	184	201	6	1:28.460	45.095	134	22.053	240	21.312	184	240
3	1:29.120	45.567	134	22.206	239	21.347	186	239	7	1:32.026	45.556	133	22.549	240	23.921	187	240
4	1:28.374	44.926	134	22.071	241	21.377	186	241	8	1:53.420	50.414	114	27.536	176	35.470	57	176

3	Pommer, DEU / van der Linde, ZAF								theoretical besttime: 1:27.749								
1	1:56.629	1:07.629	122	25.104	187	23.896	183	187	6	1:29.754	44.591	135	22.011	242	23.152	187	242
2	1:36.984	47.085	131	22.771	240	27.128	187	240	7	1:30.493	44.925	132	22.401	241	23.167	189	241
3	1:35.586	45.235	134	22.247	242	28.104	188	242	8	1:32.707	44.909	134	23.174	238	24.624	188	238
4	1:28.670	45.144	134	22.012	242	21.514	188	242	9	1:55.652	51.268	118	29.076	165	35.308	42	165
5	1:27.824	44.666	135	21.951	243	21.207	188	243									

4	Marschall, DEU / Niederhauser, CHE								theoretical besttime: 1:28.141								
1	1:56.033	1:05.917	119	26.284	203	23.832	170	203	5	1:28.141	44.886	135	22.011	242	21.244	187	242
2	1:39.919	49.615	132	24.405	194	25.899	189	194	6	1:34.310	47.351	133	22.276	241	24.683	188	241
3	1:34.950	45.412	136	22.930	166	26.608	188	166	7	1:30.990	45.404	134	22.318	241	23.268	188	241
4	1:28.526	45.062	137	22.170	241	21.294	188	241	8	1:40.819	45.197	133	24.577	226	31.045	57	226

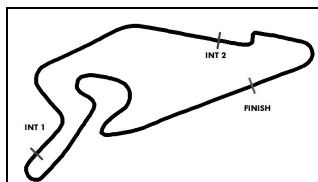
6	Zanella, CHE / Spengler, DEU								theoretical besttime: 1:29.351								
1	2:09.442	1:14.051	107	29.125	144	26.266	153	144	5	1:29.351	45.341	136	22.387	240	21.623	185	240
2	1:52.418	55.125	116	25.886	210	31.407	57	210	6	1:30.005	45.607	133	22.570	240	21.828	187	240
3	3:52.669	3:04.167	126	25.467	209	23.035	182	209	7	1:35.918	48.186	129	23.485	232	24.247	181	232
4	1:34.127	47.708	132	22.849	228	23.570	185	228	8	1:56.044	51.882	114	28.528	170	35.634	58	170

7	Siedler, AUT / Mapelli, ITA								theoretical besttime: 1:28.072								
1	3:12.432	2:18.069	106	30.084	132	24.279	183	132	5	1:28.114	44.825	132	22.006	240	21.283	186	240
2	1:45.939	48.339	98	30.095	125	27.505	184	125	6	1:28.516	45.037	138	22.087	240	21.392	186	240
3	1:29.219	45.372	135	22.407	239	21.440	187	239	7	1:43.300	51.234	97	28.470	188	23.596	186	188
4	1:28.097	44.850	135	22.000	240	21.247	186	240	8	1:52.971	52.408	104	28.454	182	32.109	52	182

8	Ahlin-Kottulinsky, SWE / Feller, CHE								theoretical besttime: 1:28.865								
1	2:34.699	1:34.883	116	32.622	122	27.194	166	122	5	1:28.894	45.333	133	22.104	242	21.457	187	242
2	1:42.756	51.685	127	27.056	147	24.015	186	147	6	1:29.378	45.477	135	22.380	240	21.521	187	240
3	1:32.452	46.236	132	24.376	238	21.840	187	238	7	1:29.456	45.630	132	22.398	241	21.428	186	241
4	1:29.226	45.509	130	22.265	242	21.452	186	242	8	1:41.328	46.390	133	24.093	219	30.845	58	219

9	Erhart, DEU / Höher, AUT								theoretical besttime: 1:29.164								
1	2:57.311	2:04.998	120	26.823	192	25.490	179	192	5	1:29.393	45.418	134	22.222	242	21.753	186	242
2	1:46.713	52.459	81	26.060	176	28.194	186	176	6	1:29.422	45.609	133	22.239	241	21.574	187	241
3	1:30.463	46.364	134	22.431	241	21.668	187	241	7	1:32.434	46.100	134	22.505	241	23.829	187	241
4	1:29.447	45.614	132	22.309	241	21.524	187	241	8	1:55.737	52.773	118	26.206	198	36.758	57	198

13	Barth, DEU / Hackländer, DEU								theoretical besttime: 1:28.534								
1	2:54.980	2:02.482	112	28.240	171	24.258	188	171	6	1:28.534	45.158	134	21.941	241	21.435	190	241
2	1:43.926	50.137	121	29.332	163	24.457	190	163	7	1:30.363	45.495	135	22.424	203	22.444	191	203
3	1:30.327	45.816	132	22.227	240	22.284	191	240	8	1:52.275	48.936	123	25.752	190	37.587	59	190
4	1:30.600	45.569	134	22.594	238	22.437	189	238	9	5:13.719	4:22.436	118	26.205	225	25.078	183	225
5	1:28.771	45.176	134	22.096	241	21.499	189	241	10	1:47.334	52.443	126	25.144	232	29.747	59	232



ADAC GT Masters

Sector List Qualifying 1

Provisional



Nürburgring, Length: 3629m

Air temperature: 16.42°C

Track temperature: 17.8°C

Weather condition: Wet

DMSB Reg. Nr.: 907/17

Saturday, August 05, 2017 9:10:00

Lap	Time	SE1	SP1	SE2	SP2	SE3	SP3	TSP	Lap	Time	SE1	SP1	SE2	SP2	SE3	SP3	TSP
17	Jaminet, FRA / Ammermüller, DEU								theoretical besttime: 1:27.396								
1	2:20.450	1:24.264	105	28.278	175	27.908	161	175	5	1:28.308	44.653	136	22.205	244	21.450	190	244
2	1:45.753	53.266	122	26.595	169	25.892	190	169	6	1:27.477	44.490	135	21.773	246	21.214	190	246
3	1:32.842	46.816	127	22.973	244	23.053	189	244	7	1:33.718	44.725	134	22.065	244	26.928	48	244
4	1:28.022	44.918	135	21.971	244	21.133	189	244									

18	de Leener, BEL / Friedrich, DEU								theoretical besttime: 1:28.558								
1	2:16.069	1:22.703	105	26.212	219	27.154	177	219	5	1:29.156	45.041	135	22.532	243	21.583	191	243
2	1:44.056	52.683	109	26.693	219	24.680	182	219	6	1:28.704	44.798	137	22.177	245	21.729	191	245
3	1:32.377	47.959	127	22.718	244	21.700	190	244	7	1:40.359	45.342	131	25.692	224	29.325	53	224
4	1:29.580	45.623	136	22.321	244	21.636	190	244									

19	Perez Companc, ARG / Bortolotti, ITA								theoretical besttime: 1:28.102								
1	2:32.628	1:22.432	96	34.969	104	35.227	57	104	5	1:28.249	44.784	136	21.994	241	21.471	189	241
2	3:22.310	2:29.595	120	24.884	233	27.831	187	233	6	1:28.647	45.329	134	21.958	242	21.360	187	242
3	1:31.489	46.166	134	22.586	241	22.737	187	241	7	2:03.855	48.441	125	38.205	156	37.209	58	156
4	1:30.145	45.136	137	21.987	242	23.022	188	242									

20	Sylvest, DNK / Rogivue, CHE								theoretical besttime: 1:27.983								
1	1:47.493	59.071	124	24.299	231	24.123	183	231	6	1:28.003	44.892	135	21.930	241	21.181	188	241
2	1:33.091	47.907	132	22.722	238	22.462	186	238	7	1:30.430	44.899	136	22.080	242	23.451	188	242
3	1:33.649	46.519	133	22.704	200	24.426	188	200	8	1:30.177	45.089	135	22.149	241	22.939	188	241
4	1:28.606	45.051	133	22.248	240	21.307	188	240	9	1:53.560	50.738	123	25.545	172	37.277	50	172
5	1:28.091	44.872	134	22.035	241	21.184	188	241									

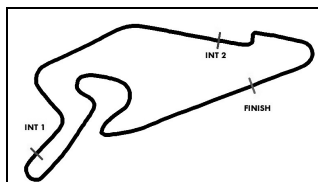
21	Stolz, DEU / Ludwig, DEU								theoretical besttime: 1:27.414								
1	1:53.712	1:04.649	117	24.888	205	24.175	184	205	5	1:28.019	44.865	134	21.939	241	21.215	189	241
2	1:32.750	48.152	135	22.830	236	21.768	188	236	6	1:27.414	44.353	136	21.885	241	21.176	188	241
3	1:36.730	45.322	134	22.565	238	28.843	187	238	7	1:38.989	47.798	131	26.117	165	25.074	188	165
4	1:33.399	45.399	131	26.612	240	21.388	188	240	8	2:09.747	45.991	132	38.105	88	45.651	42	88

22	Lips, CHE / Gassner, DEU								theoretical besttime: 1:29.514								
1	2:43.152	1:47.858	112	28.694	156	26.600	138	156	5	1:29.699	45.571	126	22.283	247	21.845	191	247
2	1:40.244	52.531	122	24.087	228	23.626	190	228	6	1:29.514	45.552	133	22.173	247	21.789	191	247
3	1:38.461	46.622	131	26.964	168	24.875	193	168	7	1:30.529	45.900	128	22.438	247	22.191	190	247
4	1:30.051	45.727	127	22.279	248	22.045	193	248	8	1:48.704	51.076	117	27.111	197	30.517	48	197

24	Salaquarda, CZE / Winkelhock, DEU								theoretical besttime: 1:27.860								
1	2:09.430	1:19.409	124	25.280	219	24.741	182	219	6	1:27.879	44.786	134	21.851	242	21.242	187	242
2	1:32.349	47.540	132	22.744	240	22.065	187	240	7	1:31.031	45.145	133	22.430	240	23.456	188	240
3	1:30.346	45.717	132	22.264	241	22.365	188	241	8	1:32.021	45.348	135	22.814	240	23.859	188	240
4	1:28.529	45.158	135	22.071	243	21.300	188	243	9	1:45.619	48.677	126	25.234	222	31.708	57	222
5	1:28.050	44.899	134	21.928	243	21.223	187	243									

25	Ortmann, DEU / Stippler, DEU								theoretical besttime: 1:28.136								
1	2:09.978	1:20.048	119	25.243	207	24.687	181	207	6	1:28.136	44.825	134	22.017	242	21.294	187	242
2	1:35.588	47.657	132	23.673	136	24.258	187	136	7	1:30.038	44.943	134	22.775	240	22.320	186	240
3	1:28.832	45.191	133	22.183	241	21.458	186	241	8	1:31.065	45.627	134	22.987	240	22.451	186	240
4	1:28.769	45.114	133	22.181	241	21.474	188	241	9	1:39.692	49.597	124	25.373	216	24.722	172	216
5	1:28.355	44.844	134	22.094	241	21.417	186	241	10	1:59.515	56.221	105	30.018	164	33.276	58	164

26	Asch, DEU / Auer, AUT								theoretical besttime: 1:27.629								
1	2:14.258	1:20.351	125	27.121	158	26.786	183	158	6	1:27.629	44.675	136	21.885	241	21.069	188	241
2	1:39.073	48.373	131	25.971	151	24.729	187	151	7	1:32.218	44.878	137	22.144	240	25.196	187	240
3	1:29.167	45.529	137	22.254	240	21.384	187	240	8	1:38.085	45.008	135	23.356	228	29.721	55	228
4	1:28.321	44.908	136	22.169	240	21.244	187	240	9	6:56.704	6:05.874	121	25.862	230	24.968	180	230
5	1:28.304	44.901	134	21.996	241	21.407	188	241	10	1:46.783	52.187	123	25.092	231	29.504	57	231



ADAC GT Masters

Sector List Qualifying 1

Provisional



Nürburgring, Length: 3629m

Air temperature: 16.42°C

Track temperature: 17.8°C

Weather condition: Wet

DMSB Reg. Nr.: 907/17

Saturday, August 05, 2017 9:10:00

Lap	Time	SE1	SP1	SE2	SP2	SE3	SP3	TSP	Lap	Time	SE1	SP1	SE2	SP2	SE3	SP3	TSP
36	Bachler, AUT / Macdowall, GBR								theoretical besttime: 1:27.941								
1	1:45.435	58.263	124	24.256	240	22.916	185	240	6	1:27.983	44.740	136	21.952	247	21.291	190	247
2	1:32.511	47.250	132	22.737	243	22.524	190	243	7	1:29.451	45.352	133	22.117	247	21.982	189	247
3	1:32.017	45.929	135	23.426	227	22.662	190	227	8	1:33.833	45.400	135	22.304	243	26.129	57	243
4	1:28.340	45.089	137	22.002	246	21.249	191	246	9	3:00.206	1:54.697	112	32.315	120	33.194	57	120
5	1:31.714	45.378	133	24.697	225	21.639	190	225									

42	Catsburg, NLD / Eng, AUT								theoretical besttime: 1:28.433								
1	2:14.707	1:11.404	106	28.711	187	34.592	58	187	4	1:28.433	44.969	136	22.181	241	21.283	189	241
2	6:10.465	5:19.866	69	27.558	176	23.041	188	176	5	1:48.100	45.567	133	28.147	150	34.386	58	150
3	1:29.739	45.764	133	22.459	238	21.516	192	238									

44	Busch, DEU / Busch, DEU								theoretical besttime: 1:29.058								
1	1:42.640	52.562	126	26.445	153	23.633	182	153	7	1:29.228	45.314	134	22.318	241	21.596	185	241
2	1:32.590	46.269	131	22.913	197	23.408	184	197	8	1:30.143	45.764	132	22.374	240	22.005	186	240
3	1:29.928	45.683	133	22.393	240	21.852	185	240	9	1:53.415	49.778	130	25.909	173	37.728	58	173
4	1:32.624	45.640	134	22.334	242	24.650	186	242	10	5:30.392	4:38.033	118	26.823	216	25.536	178	216
5	1:29.155	45.411	134	22.163	241	21.581	187	241	11	1:51.268	52.822	127	25.329	232	33.117	58	232
6	1:29.187	45.368	133	22.180	241	21.639	187	241									

48	Dontje, NLD / Kirhhöfer, DEU								theoretical besttime: 1:28.415								
1	2:33.009	1:33.469	100	32.482	131	27.058	166	131	5	1:28.782	45.184	133	22.106	239	21.492	187	239
2	1:43.413	52.849	120	26.503	159	24.061	184	159	6	1:28.453	45.004	134	22.037	240	21.412	189	240
3	1:42.957	46.876	131	30.922	136	25.159	186	136	7	1:30.596	46.870	132	22.352	239	21.374	188	239
4	1:29.111	45.290	134	22.162	239	21.659	186	239	8	1:47.330	47.770	126	26.938	196	32.622	59	196

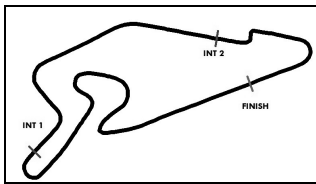
50	Geipel, DEU / Frey, CHE								theoretical besttime: 1:28.709								
1	3:02.338	2:06.934	101	29.412	163	25.992	171	163	5	1:28.966	45.146	135	22.227	240	21.593	187	240
2	1:44.946	53.269	100	24.214	194	27.463	185	194	6	1:28.831	45.268	134	22.172	240	21.391	186	240
3	1:29.955	45.720	133	22.486	239	21.749	187	239	7	1:29.868	45.484	134	22.434	240	21.950	187	240
4	1:29.175	45.256	134	22.323	237	21.596	187	237	8	1:52.674	49.669	124	26.612	188	36.393	58	188

63	Ineichen, CHE / Engelhart, DEU								theoretical besttime: 1:28.792								
1	3:20.443	2:21.556	120	30.037	178	28.850	181	178	5	1:28.815	45.052	130	22.068	242	21.695	187	242
2	1:41.801	50.699	132	23.009	232	28.093	187	232	6	1:31.025	45.408	134	22.168	232	23.449	189	232
3	1:30.884	45.947	135	22.462	240	22.475	187	240	7	1:29.449	45.127	124	22.433	240	21.889	188	240
4	1:29.332	45.511	130	22.149	242	21.672	187	242	8	1:51.803	50.316	117	26.755	185	34.732	58	185

66	Judek, DEU / Lindholm, FIN								theoretical besttime: 1:30.226								
1	2:26.122	1:27.879	115	31.417	148	26.826	181	148	5	1:30.226	46.015	132	22.582	240	21.629	187	240
2	1:41.051	50.396	131	24.424	217	26.231	184	217	6	1:31.477	46.163	134	23.357	240	21.957	187	240
3	1:34.168	48.235	132	23.096	238	22.837	187	238	7	1:31.191	46.598	131	22.683	239	21.910	188	239
4	1:31.188	46.627	132	22.645	240	21.916	187	240	8	1:46.759	47.329	132	25.742	200	33.688	54	200

77	Gounon, FRA / Costa, ESP								theoretical besttime: 1:27.580								
1	2:53.385	2:01.489	107	27.698	171	24.198	186	171	6	1:27.729	44.621	135	21.807	243	21.301	190	243
2	1:44.483	51.024	110	28.646	127	24.813	190	127	7	1:35.859	45.471	133	23.827	150	26.561	192	150
3	1:28.950	45.263	134	22.147	242	21.540	192	242	8	1:53.421	51.131	107	27.565	182	34.725	60	182
4	1:32.225	47.500	131	22.315	241	22.410	189	241	9	4:14.028	3:16.846	120	26.805	211	30.377	59	211
5	1:28.059	45.001	134	21.906	242	21.152	190	242	10	2:42.576	1:53.215	125	25.157	234	24.204	187	234

84	Assenheimer, DEU / Götz, DEU								theoretical besttime: 1:28.448								
1	2:25.251	1:26.345	101	32.071	137	26.835	173	137	5	1:28.839	45.104	137	22.250	240	21.485	187	240
2	1:44.423	50.417	115	25.855	133	28.151	180	133	6	1:28.448	44.977	137	22.089	240	21.382	188	240
3	1:36.376	50.210	87	24.130	236	22.036	187	236	7	1:31.395	45.414	136	23.593	200	22.388	188	200
4	1:29.469	45.359	137	22.451	240	21.659	186	240	8	1:42.300	47.383	127	24.656	218	30.261	59	218



ADAC GT Masters

Sector List Qualifying 1

Provisional



Nürburgring, Length: 3629m

Air temperature: 16.42°C

Track temperature: 17.8°C

Weather condition: Wet

DMSB Reg. Nr.: 907/17

Saturday, August 05, 2017 9:10:00

Lap	Time	SE1	SP1	SE2	SP2	SE3	SP3	TSP	Lap	Time	SE1	SP1	SE2	SP2	SE3	SP3	TSP
99	Renauer, DEU / Müller, DEU								theoretical besttime: 1:27.835								
1	2:08.975	1:19.032	118	25.306	226	24.637	184	226	6	1:27.835	44.714	135	21.813	246	21.308	192	246
2	1:31.668	47.410	132	22.440	245	21.818	192	245	7	1:29.664	45.160	133	22.735	244	21.769	192	244
3	1:31.143	45.339	136	22.162	224	23.642	193	224	8	1:41.130	45.927	133	23.370	242	31.833	55	242
4	1:37.222	44.923	136	26.290	74	26.009	192	74	9	7:37.187	6:46.569	121	25.766	234	24.852	183	234
5	1:28.151	44.970	136	21.815	246	21.366	191	246									