

ADAC Formel 4

Result List Qualifying

Provisional



Nürburgring, Length: 3629m

Air temperature: 19.16°C

Track temperature: 20.23°C

Weather condition: Dry

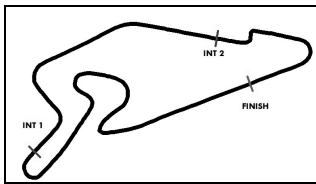
DMSB Reg. Nr.: 930/17

Saturday, August 05, 2017 8:30:00



started : 28 classified : 28 not classified : 0

Nr.	Drivers	Team	Lap	Best Time	Gap	Diff	Kph	Day Time	
Cl.	Car	Competitor							
1	5	L.Zendeli(DEU) ADAC Formel 4 powered by Abarth	(T) ADAC Berlin-Brandenburg e.V.(DEU) ADAC Berlin-Brandenburg e.V.	15	1:27.601		149.1	8:59:56	
2	1	F.Drugovich(ITA) ADAC Formel 4 powered by Abarth	(T) Van Amersfoort Racing(NLD) Van Amersfoort Racing	11	1:27.603	0.002	0.002	149.1	8:50:01
3	33	J.Aberdein(DEU) ADAC Formel 4 powered by Abarth	(T) Motopark(DEU) Motopark	10	1:27.723	0.122	0.120	148.9	8:58:19
4	28	K.Schramm(DEU) ADAC Formel 4 powered by Abarth	US Racing(DEU) US Racing	11	1:27.726	0.125	0.003	148.9	8:58:26
5	80	A.Estner(DEU) ADAC Formel 4 powered by Abarth	(T) Neuhauser Racing Team(AUT) Neuhauser Racing Team	17	1:27.744	0.143	0.018	148.8	8:57:59
6	44	J.Vips(ITA) ADAC Formel 4 powered by Abarth	(T) Prema Powerteam SRL(ITA) Prema Powerteam SRL	12	1:27.769	0.168	0.025	148.8	8:53:30
7	18	J.Hanses(DEU) ADAC Formel 4 powered by Abarth	(T) US Racing(DEU) US Racing	11	1:27.800	0.199	0.031	148.7	8:59:26
8	13	F.Scherer(CHE) ADAC Formel 4 powered by Abarth	(T) US Racing(DEU) US Racing	11	1:27.832	0.231	0.032	148.7	8:59:20
9	74	E.Fittipaldi(ITA) ADAC Formel 4 powered by Abarth	Prema Powerteam SRL(ITA) Prema Powerteam SRL	14	1:27.839	0.238	0.007	148.7	8:56:09
10	4	S.Flörsch(DEU) ADAC Formel 4 powered by Abarth	ADAC Berlin-Brandenburg e.V.(DEU) ADAC Berlin-Brandenburg e.V.	15	1:27.905	0.304	0.066	148.6	9:00:00
11	3	L.Gachot(GBR) ADAC Formel 4 powered by Abarth	Van Amersfoort Racing(NLD) Van Amersfoort Racing	17	1:27.926	0.325	0.021	148.5	8:58:25
12	27	N.Nielsen(DNK) ADAC Formel 4 powered by Abarth	US Racing(DEU) US Racing	7	1:27.937	0.336	0.011	148.5	8:51:06
13	9	M.Armstrong(ITA) ADAC Formel 4 powered by Abarth	(T) Prema Powerteam SRL(ITA) Prema Powerteam SRL	16	1:27.955	0.354	0.018	148.5	9:00:04
14	41	A.Petrov(ITA) ADAC Formel 4 powered by Abarth	DR Formula(PRT) DR Formula	11	1:27.978	0.377	0.023	148.4	8:52:17
15	83	K.Moreira-Laliberte(CHE) ADAC Formel 4 powered by Abarth	Van Amersfoort Racing(NLD) Van Amersfoort Racing	16	1:28.047	0.446	0.069	148.3	8:57:44
16	2	F.Vesti(DNK) ADAC Formel 4 powered by Abarth	(T) Van Amersfoort Racing(NLD) Van Amersfoort Racing	15	1:28.048	0.447	0.001	148.3	8:56:00
17	68	J.Correa(ITA) ADAC Formel 4 powered by Abarth	Prema Powerteam SRL(ITA) Prema Powerteam SRL	15	1:28.096	0.495	0.048	148.2	8:57:22
18	64	O.Caldwell(GBR) ADAC Formel 4 powered by Abarth	ADAC Berlin-Brandenburg e.V.(DEU) ADAC Berlin-Brandenburg e.V.	18	1:28.174	0.573	0.078	148.1	9:00:24
19	81	M.Waldherr(DEU) ADAC Formel 4 powered by Abarth	(T) Neuhauser Racing Team(AUT) Neuhauser Racing Team	15	1:28.285	0.684	0.111	147.9	8:55:50
20	99	C.Weerts(BEL) ADAC Formel 4 powered by Abarth	Motopark(DEU) Motopark	7	1:28.298	0.697	0.013	147.9	8:54:34
21	42	L.Hoogenboom(NLD) ADAC Formel 4 powered by Abarth	(T) Motopark(DEU) Motopark	12	1:28.316	0.715	0.018	147.9	8:58:07
22	7	O.Söderström(SWE) ADAC Formel 4 powered by Abarth	(T) ADAC Berlin-Brandenburg e.V.(DEU) ADAC Berlin-Brandenburg e.V.	14	1:28.337	0.736	0.021	147.8	8:57:42
23	98	C.Piro(DEU) ADAC Formel 4 powered by Abarth	(T) Team Piro Sports Interdental(DEU) Team Piro Sports Interdental	14	1:28.337	0.736		147.8	9:00:17
24	11	M.Wishofer(AUT) ADAC Formel 4 powered by Abarth	(T) Lechner Racing(AUT) Lechner Racing	12	1:28.617	1.016	0.280	147.4	8:54:28
25	6	T.Beckhäuser(CZE) ADAC Formel 4 powered by Abarth	ADAC Berlin-Brandenburg e.V.(DEU) ADAC Berlin-Brandenburg e.V.	16	1:28.867	1.266	0.250	147.0	8:58:12
26	25	D.Ghattas(DEU) ADAC Formel 4 powered by Abarth	(T) Team Piro Sports Interdental(DEU) Team Piro Sports Interdental	14	1:29.139	1.538	0.272	146.5	8:58:42



ADAC Formel 4

Result List Qualifying

Provisional

DMSB Reg. Nr.: 930/17

Saturday, August 05, 2017 8:30:00



Nürburgring, Length: 3629m
Air temperature: 19.16°C
Track temperature: 20.23°C
Weather condition: Dry

started : 28 classified : 28 not classified : 0

Nr. Drivers	Team	Lap	Best Time	Gap	Diff	Kph	Day Time
Cl. Car	Competitor						
27 10 R.Wagner(DEU)	(T) Lechner Racing(AUT)	16	1:29.258	1.657	0.119	146.3	8:56:46
R ADAC Formel 4 powered by Abarth	Lechner Racing						
28 26 L.Heinrich(DEU)	(T) Rennsport Rössler(DEU)	16	1:29.586	1.985	0.328	145.8	8:56:20
R ADAC Formel 4 powered by Abarth	Rennsport Rössler						

Classification limit: 110% Time: 1:36.361

T = nominated for the team classification

Subject to final scrutineering!

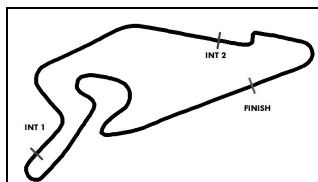
Publication time:	Clerk of the Course: Michael Bork	Timekeeper: Steffen Ruhl
-------------------	-----------------------------------	--------------------------

ver: 1.0

www.adac.de/motorsport

Page 2/ 2 printed: 5.8.2017 9:02

CERTINA
S W I S S W A T C H E S



ADAC Formel 4

Sector List Qualifying

Provisional



Nürburgring, Length: 3629m

Air temperature: 19.16°C

Track temperature: 20.23°C

Weather condition: Dry

DMSB Reg. Nr.: 930/17

Saturday, August 05, 2017 8:30:00

Lap	Time	SE1	SP1	SE2	SP2	SE3	SP3	TSP	Lap	Time	SE1	SP1	SE2	SP2	SE3	SP3	TSP
1 Drugovich, ITA									theoretical besttime: 1:27.506								
1	1:55.835	1:08.730	123	24.456	211	22.649	170	211	10	1:27.902	44.450	132	22.324	218	21.128	177	218
2	1:31.385	46.715	130	23.015	211	21.655	175	211	11	1:27.603	44.433	133	22.130	219	21.040	177	219
3	1:29.465	45.488	132	22.561	217	21.416	176	217	12	1:27.690	44.505	132	22.174	219	21.011	177	219
4	1:28.620	45.021	132	22.369	218	21.230	176	218	13	1:27.709	44.527	131	22.186	219	20.996	176	219
5	1:28.317	44.755	132	22.330	217	21.232	176	217	14	1:37.375	49.997	116	25.161	191	22.217	178	191
6	1:32.983	44.777	132	22.451	218	25.755	56	218	15	1:31.725	48.312	132	22.261	218	21.152	177	218
7	4:41.913	3:56.971	128	23.137	213	21.805	172	213	16	1:27.948	44.702	132	22.194	219	21.052	177	219
8	1:28.673	45.367	133	22.192	218	21.114	177	218	17	1:37.065	45.607	122	22.478	219	28.980	55	219
9	1:27.627	44.545	133	22.139	219	20.943	177	219									

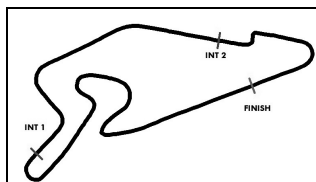
2 Vesti, DNK									theoretical besttime: 1:27.998								
1	1:42.977	55.362	124	24.502	191	23.113	170	191	10	1:28.306	44.807	132	22.263	216	21.236	175	216
2	1:33.656	48.228	128	23.502	209	21.926	175	209	11	1:28.116	44.724	132	22.279	217	21.113	175	217
3	1:31.773	46.120	130	22.859	216	22.794	175	216	12	1:28.878	45.093	133	22.488	216	21.297	175	216
4	1:30.001	45.595	131	22.649	216	21.757	175	216	13	1:28.211	44.703	131	22.288	216	21.220	175	216
5	1:30.371	46.427	130	22.597	216	21.347	175	216	14	1:28.090	44.713	131	22.264	218	21.113	175	218
6	1:36.319	45.318	132	22.510	216	28.491	53	216	15	1:28.048	44.700	127	22.272	217	21.076	177	217
7	4:46.790	4:00.878	128	23.724	210	22.188	173	210	16	1:28.249	44.844	131	22.236	219	21.169	176	219
8	1:29.882	46.052	132	22.635	216	21.195	176	216	17	1:30.890	44.686	131	22.805	187	23.399	176	187
9	1:28.484	44.884	132	22.455	216	21.145	175	216	18	1:28.365	44.875	131	22.243	216	21.247	175	216

3 Gachot, GBR									theoretical besttime: 1:27.853								
1	1:56.939	1:09.493	124	24.584	206	22.862	171	206	11	1:31.477	44.958	131	25.176	203	21.343	175	203
2	1:33.110	47.009	130	22.937	217	23.164	175	217	12	1:28.104	44.704	132	22.281	217	21.119	175	217
3	1:30.165	45.866	130	22.634	216	21.665	175	216	13	1:28.054	44.745	131	22.143	217	21.166	176	217
4	1:29.665	45.292	131	22.479	216	21.894	175	216	14	1:29.047	45.359	133	22.159	217	21.529	175	217
5	1:28.853	44.976	131	22.411	216	21.466	174	216	15	1:28.296	45.022	132	22.151	218	21.123	175	218
6	1:35.401	44.902	130	22.415	190	28.084	54	190	16	1:28.068	44.808	128	22.199	217	21.061	175	217
7	4:01.806	3:16.905	128	23.171	209	21.730	174	209	17	1:27.926	44.649	133	22.204	217	21.073	175	217
8	1:29.274	45.451	131	22.529	211	21.294	176	211	18	1:28.237	44.809	131	22.249	217	21.179	175	217
9	1:29.363	45.127	133	22.436	216	21.800	175	216	19	1:28.496	44.966	131	22.229	216	21.301	175	216
10	1:28.968	44.906	131	22.310	218	21.752	176	218									

4 Flörsch, DEU									theoretical besttime: 1:27.878								
1	3:09.534	2:18.352	112	26.328	175	24.854	167	175	9	1:28.129	44.822		22.177	217	21.130	176	217
2	1:43.234	49.628	127	24.791	170	28.815	174	170	10	1:34.310	45.221	133	22.477	216	26.612	54	216
3	1:39.472	45.973	133	27.694	180	25.805	174	180	11	7:08.489	6:14.923	124	24.846	186	28.720	174	186
4	1:29.853	45.797	131	22.607	214	21.449	175	214	12	1:29.241	45.490	134	22.469	214	21.282	175	214
5	1:28.773	45.027	133	22.438	215	21.308	175	215	13	1:28.261	44.776	134	22.292	215	21.193	176	215
6	1:28.241	44.855	133	22.253	216	21.133	176	216	14	1:28.097	44.756	134	22.232	217	21.109	177	217
7	1:28.017	44.701	133	22.213	216	21.103	175	216	15	1:27.905	44.636	134	22.139	217	21.130	176	217
8	1:28.296	44.839	133	22.284	216	21.173	175	216	16	1:29.100				215	21.212	176	215

5 Zendeli, DEU									theoretical besttime: 1:27.555								
1	4:38.279	3:47.010	116	27.122	161	24.147	165	161	9	1:28.109	44.719		22.260	216	21.130	176	216
2	1:33.620	48.440	130	23.262	208	21.918	175	208	10	1:32.952	44.801	135	26.565	187	21.586	177	187
3	1:29.401	45.507	135	22.440	216	21.454	175	216	11	1:33.798	49.664	131	22.651	218	21.483	176	218
4	1:28.455	44.960		22.337	216	21.158	177	216	12	1:28.123	44.826	136	22.186	217	21.111	177	217
5	1:28.424	44.876		22.240	219	21.308	176	219	13	1:28.191	44.852	133	22.222	218	21.117	177	218
6	1:36.235	46.087	132	22.699	217	27.449	56	217	14	1:27.757	44.573	134	22.124	217	21.060	177	217
7	5:45.128	4:59.843	128	23.350	207	21.935	177	207	15	1:27.601	44.429	134	22.170	218	21.002	178	218
8	1:29.298	45.518	135	22.481	216	21.299	177	216	16	1:28.046	44.663	133	22.278	217	21.105	177	217

6 Beckhäuser, CZE									theoretical besttime: 1:28.742								
1	2:08.455	1:18.226	122	25.684	188	24.545	171	188	10	1:29.833	45.747	132	22.674	216	21.412	175	216
2	1:36.083	49.852	128	23.901	211	22.330	173	211	11	1:30.585	46.501		22.534	216	21.550	176	216
3	1:32.176	47.059	132	22.975	216	22.142	175	216	12	1:29.434	45.483		22.535	215	21.416	176	215
4	1:33.049	48.144	119	23.193	215	21.712	175	215	13	1:29.536	45.446	132	22.539	218	21.551	175	218
5	1:37.399	46.894	132	23.144	214	27.361	56	214	14	1:29.082	45.240		22.438	216	21.404	176	216
6	4:44.206	3:56.788	125	24.699	212	22.719	173	212	15	1:29.298	45.334	133	22.497	215	21.467	175	215



ADAC Formel 4

Sector List Qualifying

Provisional



Nürburgring, Length: 3629m

Air temperature: 19.16°C

Track temperature: 20.23°C

Weather condition: Dry

DMSB Reg. Nr.: 930/17

Saturday, August 05, 2017 8:30:00

Lap	Time	SE1	SP1	SE2	SP2	SE3	SP3	TSP	Lap	Time	SE1	SP1	SE2	SP2	SE3	SP3	TSP
7	1:32.461	47.325	131	23.192	210	21.944	175	210	16	1:28.867	44.995		22.559	217	21.313	176	217
8	1:31.010	45.992	132	22.845	216	22.173	168	216	17	1:29.409	45.360	133	22.671	216	21.378	176	216
9	1:30.014	45.878	132	22.713	216	21.423	177	216	18	1:35.400	45.542	133	22.434	217	27.424	48	217

7 Söderström, SWE

theoretical besttime: 1:28.261

1	2:05.083	1:16.041	122	25.359	198	23.683	168	198	9	1:29.241	45.253	132	22.599	214	21.389	175	214
2	1:33.718	48.059	128	23.197	193	22.462	171	193	10	1:36.112	45.174	131	22.412	216	28.526	48	216
3	1:30.750	46.030	132	23.045	191	21.675	175	191	11	7:35.418	6:48.316	128	23.617	174	23.485	175	174
4	1:29.254	45.179	131	22.586	214	21.489	174	214	12	1:29.044	45.234	133	22.481	214	21.329	175	214
5	1:29.641	45.759	133	22.450	217	21.432	175	217	13	1:28.609	45.088	133	22.422	214	21.099	175	214
6	1:28.758	45.061	133	22.356	216	21.341	175	216	14	1:28.337	44.849	133	22.332	216	21.156	175	216
7	1:28.892	45.164	133	22.397	216	21.331	172	216	15	1:28.537	44.953	132	22.371	215	21.213	176	215
8	1:28.784	45.063	133	22.335	215	21.386	175	215	16	1:28.453	44.969	132	22.313	216	21.171	174	216

9 Armstrong, ITA

theoretical besttime: 1:27.846

1	4:54.233	4:02.038	113	27.275	169	24.920	167	169	9	3:51.156	3:05.328	122	23.662	212	22.166	172	212
2	1:41.036	50.845	122	25.931	185	24.260	171	185	10	1:42.777	53.356	113	25.416	186	24.005	175	186
3	1:31.963	47.652	131	22.875	208	21.436	175	208	11	1:28.581	45.053	132	22.370	216	21.158	175	216
4	1:28.635	45.144	126	22.391	216	21.100	174	216	12	1:28.138	44.868	133	22.223	217	21.047	175	217
5	1:28.325	44.800	130	22.320	216	21.205	174	216	13	1:32.480	44.926	132	25.294	168	22.260	174	168
6	1:27.988	44.700	132	22.134	216	21.154	173	216	14	1:28.199	44.762	132	22.339	216	21.098	175	216
7	1:30.095	45.301	129	22.830	214	21.964	175	214	15	1:28.114	44.737	132	22.271	216	21.106	175	216
8	1:34.439	44.931	132	22.301	216	27.207	55	216	16	1:27.955	44.714	131	22.229	216	21.012	175	216

10 Wagner, DEU

theoretical besttime: 1:29.188

1	2:07.194	1:16.733	118	26.255	174	24.206	168	174	11	1:29.702	45.354	131	22.655	213	21.693	173	213
2	1:34.326	48.551	126	23.530	207	22.245	169	207	12	1:34.923	46.114	130	22.703	214	26.106	53	214
3	1:32.242	47.269	131	22.837	214	22.136	173	214	13	3:22.656	2:35.265	128	23.841	208	23.550	174	208
4	1:31.471	46.978	132	22.838	216	21.655	173	216	14	1:33.266	46.034	132	22.711	216	24.521	173	216
5	1:30.497	46.044	131	22.810	215	21.643	174	215	15	1:29.926	45.681	132	22.818	213	21.427	174	213
6	1:30.270	45.991	131	22.693	215	21.586	173	215	16	1:29.258	45.283	130	22.664	215	21.311	175	215
7	1:30.028	45.764	131	22.645	214	21.619	173	214	17	1:29.777	45.352	133	22.594	215	21.831	175	215
8	1:29.728	45.490	129	22.741	215	21.497	174	215	18	1:29.639	45.366	127	22.744	215	21.529	172	215
9	1:30.135	45.688	129	22.751	213	21.696	173	213	19	1:29.966	45.667	133	22.764	213	21.535	173	213
10	1:29.891	45.500	132	22.682	215	21.709	173	215									

11 Wishofer, AUT

theoretical besttime: 1:28.429

1	4:42.637	3:51.734	122	26.859	171	24.044	157	171	9	4:38.272	3:52.503	127	23.300	209	22.469	173	209
2	1:36.510	49.217	121	24.243	208	23.050	152	208	10	1:29.649	45.767	131	22.594	212	21.288	175	212
3	1:32.008	47.176	128	23.142	206	21.690	175	206	11	1:28.748	44.940	130	22.597	217	21.211	175	217
4	1:28.770	45.002	130	22.487	217	21.281	175	217	12	1:28.617	44.907		22.444	215	21.266	175	215
5	1:29.061	45.154		22.601	216	21.306	175	216	13	1:29.126	44.972	131	22.373	216	21.781	175	216
6	1:29.446				216	21.491	175	216	14	1:28.835	45.250	131	22.436	217	21.149	176	217
7	1:28.907	45.149	129	22.460	215	21.298	175	215	15	1:33.953	45.860	113	24.241	175	23.852	176	175
8	1:35.508	45.833	125	23.238	214	26.437	56	214	16	1:28.762	45.087	131	22.440	217	21.235	175	217

13 Scherer, CHE

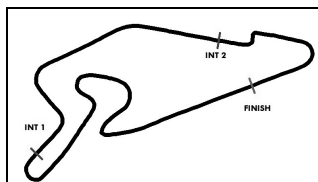
theoretical besttime: 1:27.649

1	13:07.840	12:17.015	115	26.987	177	23.838	170	177	7	2:33.790	1:48.874	128	23.225	213	21.691	176	213
2	1:34.127	48.509	126	23.427	207	22.191	173	207	8	1:29.886	45.727	129	22.712	214	21.447	177	214
3	1:30.688	46.415	129	22.802	209	21.471	178	209	9	1:28.159	44.958	132	22.196	216	21.005	179	216
4	1:28.294	44.774	131	22.343	217	21.177	178	217	10	1:27.996	44.691	132	22.204	217	21.101	178	217
5	1:27.917	44.693	131	22.179	216	21.045	180	216	11	1:27.832	44.606	131	22.262	218	20.964	178	218
6	1:43.684	53.392	131	23.927	216	26.365	53	216	12	1:27.929	44.506	131	22.303	219	21.120	178	219

18 Hanses, DEU

theoretical besttime: 1:27.755

1	13:30.217	12:41.199	118	25.399	166	23.619	169	166	7	1:27.840	44.620	132	22.184	217	21.036	176	217
2	1:32.208	48.155	130	22.696	213	21.357	176	213	8	1:33.719	44.962	132	22.530	216	26.227	56	216
3	1:28.612	45.056	130	22.452	217	21.104	177	217	9	2:29.419	1:45.278	128	22.811	213	21.330	177	213
4	1:31.209	47.550	129	22.397	217	21.262	177	217	10	1:28.179	44.906	132	22.229	216	21.044	176	216
5	1:27.960	44.690	132	22.236	218	21.034	177	218	11	1:27.800	44.665	133	22.113	218	21.022	177	218
6	1:28.155	44.774	133	22.341	218	21.040	177	218	12	1:27.920	44.656	132	22.130	218	21.134	177	218



ADAC Formel 4

Sector List Qualifying

Provisional



Nürburgring, Length: 3629m

Air temperature: 19.16°C

Track temperature: 20.23°C

Weather condition: Dry

DMSB Reg. Nr.: 930/17

Saturday, August 05, 2017 8:30:00

Lap	Time	SE1	SP1	SE2	SP2	SE3	SP3	TSP	Lap	Time	SE1	SP1	SE2	SP2	SE3	SP3	TSP
-----	------	-----	-----	-----	-----	-----	-----	-----	-----	------	-----	-----	-----	-----	-----	-----	-----

25 Ghattas, DEU

theoretical besttime: 1:28.984

1	7:03.660	6:06.322	115	25.387	179	31.951	54	179	9	1:29.784	45.508	129	22.754	213	21.522	173	213
2	3:35.351	2:47.535	128	24.502	200	23.314	172	200	10	1:29.394	45.527	130	22.518	214	21.349	173	214
3	1:33.800	46.792	130	22.908	213	24.100	173	213	11	1:29.398	45.350	129	22.547	214	21.501	173	214
4	1:30.752	46.114	128	22.781	216	21.857	174	216	12	1:29.522	45.439	128	22.487	214	21.596	173	214
5	1:30.955	46.041	129	22.662	214	22.252	172	214	13	1:29.549	45.408	129	22.624	214	21.517	174	214
6	1:30.143	45.723	130	22.753	213	21.667	173	213	14	1:29.139	45.157	130	22.597	214	21.385	174	214
7	1:30.818	46.247	129	22.812	210	21.759	174	210	15	1:29.149	45.298	129	22.511	214	21.340	174	214
8	1:29.946	45.801	130	22.508	213	21.637	173	213									

26 Heinrich, DEU

theoretical besttime: 1:29.386

1	2:13.142	1:22.962	107	25.549	194	24.631	167	194	11	1:29.817	45.692	126	22.684	214	21.441	174	214
2	1:36.540	49.167	125	24.232	207	23.141	171	207	12	1:29.738	45.589	128	22.633	213	21.516	173	213
3	1:32.088	47.135	128	23.057	213	21.896	173	213	13	1:29.674	45.611	126	22.669	213	21.394	175	213
4	1:31.815	46.726	127	22.809	212	22.280	173	212	14	1:29.654	45.526	128	22.542	215	21.586	173	215
5	1:30.131	45.856	127	22.652	213	21.623	174	213	15	1:29.714	45.636	128	22.510	215	21.568	173	215
6	1:30.103	45.808	125	22.722	214	21.573	172	214	16	1:29.586	45.569	128	22.583	215	21.434	175	215
7	1:29.950	45.902	127	22.500	214	21.548	173	214	17	1:30.790	46.498	128	22.633	214	21.659	175	214
8	1:35.540	46.153		22.562	214	26.825	55	214	18	1:31.026	46.737	125	22.792	215	21.497	174	215
9	2:52.735	2:08.318	127	22.694	215	21.723	175	215	19	1:30.901	45.492	126	22.569	214	22.840	174	214
10	1:29.990	45.907	128	22.541	213	21.542	175	213									

27 Nielsen, DNK

theoretical besttime: 1:27.883

1	12:10.533	11:21.767	125	25.254	169	23.512	168	169	8	1:32.672	44.652	129	22.150	217	25.870	55	217
2	1:32.581	47.850	128	23.023	213	21.708	173	213	9	2:47.292	2:00.372	130	22.848	208	24.072	173	208
3	1:29.682	45.626	130	22.687	210	21.369	174	210	10	1:28.566	44.969	129	22.352	216	21.245	175	216
4	1:28.323	44.849	131	22.323	215	21.151	176	215	11	1:28.243	44.806	130	22.243	216	21.194	176	216
5	1:28.232	44.844	129	22.235	216	21.153	175	216	12	1:27.992	44.597	130	22.225	217	21.170	175	217
6	1:28.088	44.724	131	22.228	216	21.136	175	216	13	1:28.208	44.746	130	22.273	216	21.189	175	216
7	1:27.937	44.628	131	22.151	216	21.158	176	216									

28 Schramm, DEU

theoretical besttime: 1:27.726

1	12:22.680	11:35.649	124	23.954	205	23.077	163	205	8	1:34.453	45.035	127	22.220	218	27.198	56	218
2	1:35.520	49.019	100	24.631	212	21.870	175	212	9	2:34.211	1:48.344	131	23.552	161	22.315	176	161
3	1:29.359	45.587	132	22.479	216	21.293	176	216	10	1:28.186	44.928	133	22.163	218	21.095	177	218
4	1:28.674	45.092	130	22.331	217	21.251	175	217	11	1:27.726	44.658	133	22.094	217	20.974	177	217
5	1:28.508	45.038	130	22.303	218	21.167	177	218	12	1:27.906	44.696	131	22.170	218	21.040	177	218
6	1:28.218	44.776	130	22.334	218	21.108	176	218	13	1:31.050	47.432	131	22.427	217	21.191	176	217
7	1:28.321	44.785	131	22.282	217	21.254	176	217									

33 Aberdein, DEU

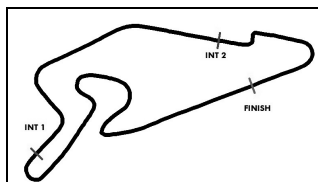
theoretical besttime: 1:27.663

1	14:54.925	14:04.610	116	26.095	172	24.220	152	172	7	1:27.968	44.615	132	22.129	218	21.224	174	218
2	1:35.580	49.877	127	23.539	195	22.164	170	195	8	1:28.059	44.817	130	22.108	216	21.134	174	216
3	1:32.661	46.774	130	23.339	186	22.548	175	186	9	1:27.896	44.644	130	22.158	216	21.094	174	216
4	1:28.341	44.828	131	22.301	216	21.212	175	216	10	1:27.723	44.510	130	22.168	216	21.045	174	216
5	1:28.008	44.671	131	22.146	218	21.191	176	218	11	1:28.157	44.645	130	22.245	216	21.267	175	216
6	1:28.023	44.594	131	22.293	215	21.136	175	215	12	1:28.172	44.736	130	22.256	217	21.180	174	217

41 Petrov, ITA

theoretical besttime: 1:27.919

1	4:19.615	3:33.376	125	23.771	209	22.468	171	209	10	1:28.309	44.951	132	22.336	218	21.022	176	218
2	1:31.066	46.655	129	22.908	216	21.503	174	216	11	1:27.978	44.576	131	22.340	217	21.062	175	217
3	1:29.365	45.507	131	22.485	215	21.373	175	215	12	1:33.002	44.962	134	24.112	152	23.928	176	152
4	1:28.810	44.987	131	22.569	217	21.254	176	217	13	1:28.155	44.661	132	22.375	216	21.119	176	216
5	1:28.824	45.079	133	22.526	217	21.219	175	217	14	1:28.218	44.759	132	22.321	218	21.138	177	218
6	1:28.890	44.930	132	22.452	214	21.508	176	214	15	1:34.105	47.929	130	24.846	208	21.330	175	208
7	1:33.469	45.011	132	22.560	217	25.898	55	217	16	1:28.273	44.767	131	22.376	217	21.130	176	217
8	4:30.762	3:45.739	125	23.227	214	21.796	173	214	17	1:37.910	44.756	131	22.818	218	30.336	39	218
9	1:29.458	45.556	131	22.529	216	21.373	175	216									



ADAC Formel 4

Sector List Qualifying

Provisional



Nürburgring, Length: 3629m

Air temperature: 19.16°C

Track temperature: 20.23°C

Weather condition: Dry

DMSB Reg. Nr.: 930/17

Saturday, August 05, 2017 8:30:00

Lap	Time	SE1	SP1	SE2	SP2	SE3	SP3	TSP	Lap	Time	SE1	SP1	SE2	SP2	SE3	SP3	TSP
42 Hoogenboom, NLD									theoretical besttime: 1:28.160								
1	11:48.956	11:00.204	119	25.127	168	23.625	168	168	8	1:28.338	44.929	132	22.215	214	21.194	175	214
2	1:30.647	46.587	130	22.593	213	21.467	175	213	9	1:28.399	45.091	132	22.114	216	21.194	174	216
3	1:29.722	45.832	132	22.691	213	21.199	175	213	10	1:29.687	44.935	132	22.305	214	22.447	174	214
4	1:28.624	45.193	131	22.314	215	21.117	174	215	11	1:28.427	45.010	132	22.203	216	21.214	175	216
5	1:28.495	45.014	130	22.284	216	21.197	175	216	12	1:28.316	45.001	132	22.140	218	21.175	175	218
6	1:28.735	45.122	131	22.424	215	21.189	175	215	13	1:28.490	44.974	131	22.336	216	21.180	175	216
7	1:28.343	44.953	132	22.197	215	21.193	175	215	14	1:28.831	45.032	125	22.634	216	21.165	174	216

Lap	Time	SE1	SP1	SE2	SP2	SE3	SP3	TSP	Lap	Time	SE1	SP1	SE2	SP2	SE3	SP3	TSP
44 Vips, ITA									theoretical besttime: 1:27.749								
1	4:37.072	3:44.782	110	28.160	176	24.130	166	176	10	1:28.464	44.934	132	22.400	215	21.130	175	215
2	1:37.893	51.941	118	23.749	210	22.203	175	210	11	1:29.211	45.736	132	22.506	216	20.969	176	216
3	1:29.858	45.675	131	22.697	214	21.486	176	214	12	1:27.769	44.673	133	22.176	218	20.920	175	218
4	1:28.637	45.128	132	22.365	217	21.144	176	217	13	1:27.885	44.653	132	22.223	217	21.009	175	217
5	1:28.246	44.876	131	22.274	217	21.096	175	217	14	1:29.596	46.207	127	22.346	219	21.043	176	219
6	1:30.474	44.871	131	22.382	219	23.221	175	219	15	1:28.613	45.186	131	22.299	216	21.128	175	216
7	1:34.698	44.826	132	22.316	215	27.556	53	215	16	1:27.906	44.676	132	22.241	216	20.989	175	216
8	3:42.578	2:53.337	124	25.376	176	23.865	170	176	17	1:41.155	44.754	132	22.268	219	34.133	31	219
9	1:34.356	49.815	129	22.789	214	21.752	175	214									

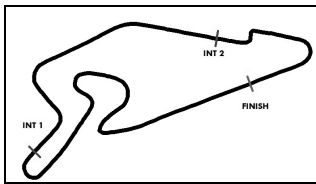
Lap	Time	SE1	SP1	SE2	SP2	SE3	SP3	TSP	Lap	Time	SE1	SP1	SE2	SP2	SE3	SP3	TSP
64 Caldwell, GBR									theoretical besttime: 1:28.058								
1	2:11.590	1:19.881	113	27.039	179	24.670	166	179	10	3:42.550	2:56.324	126	24.335	210	21.891	174	210
2	1:36.142	49.553	127	23.969	204	22.620	171	204	11	1:36.291	46.579	133	27.694	181	22.018	176	181
3	1:39.961	53.321	127	24.122	202	22.518	173	202	12	1:28.944	45.197	131	22.501	217	21.246	176	217
4	1:30.111	45.697	130	22.713	214	21.701	174	214	13	1:37.242	47.835	133	26.523	112	22.884	175	112
5	1:29.391	45.408	133	22.482	216	21.501	175	216	14	1:28.816	44.877	134	22.497	216	21.442	175	216
6	1:33.536	48.347	131	23.321	214	21.868	174	214	15	1:29.242	44.809		23.104	216	21.329	176	216
7	1:29.020	45.223	130	22.428	215	21.369	174	215	16	1:28.434	44.794	131	22.395	216	21.245	176	216
8	1:28.939	45.132	132	22.393	215	21.414	174	215	17	1:28.278	44.583		22.520	217	21.175	177	217
9	1:37.408	45.720	129	23.141	214	28.547	55	214	18	1:28.174	44.698	131	22.394	218	21.082	175	218

Lap	Time	SE1	SP1	SE2	SP2	SE3	SP3	TSP	Lap	Time	SE1	SP1	SE2	SP2	SE3	SP3	TSP
68 Correa, ITA									theoretical besttime: 1:27.845								
1	4:41.748	3:50.608	123	26.951	174	24.189	165	174	10	1:45.538	47.634	81	31.433	122	26.471	168	122
2	1:36.754	49.424	118	24.111	206	23.219	146	206	11	1:30.140	46.291	131	22.510	213	21.339	177	213
3	1:31.924	47.271	129	22.834	206	21.819	174	206	12	1:28.164	44.822	132	22.220	218	21.122	175	218
4	1:28.856	45.150	129	22.472	217	21.234	175	217	13	1:28.257	44.855	133	22.304	216	21.098	175	216
5	1:28.475	45.011	131	22.380	216	21.084	175	216	14	1:28.187	44.849	132	22.390	216	20.948	176	216
6	1:29.111	45.107	129	22.702	210	21.302	174	210	15	1:28.096	44.677	131	22.338	216	21.081	175	216
7	1:28.397	44.886	130	22.334	214	21.177	174	214	16	1:28.191	44.847	132	22.296	216	21.048	176	216
8	1:35.078	45.039	128	22.410	219	27.629	53	219	17	1:28.241	44.892	131	22.272	217	21.077	175	217
9	2:53.196	2:06.914	125	23.596	209	22.686	171	209									

Lap	Time	SE1	SP1	SE2	SP2	SE3	SP3	TSP	Lap	Time	SE1	SP1	SE2	SP2	SE3	SP3	TSP
74 Fittipaldi, ITA									theoretical besttime: 1:27.806								
1	3:53.771	3:01.911	113	26.396	192	25.464	167	192	10	1:36.766	50.420	111	23.808	209	22.538	172	209
2	1:41.108	52.984	112	24.865	207	23.259	170	207	11	1:30.177	46.350	131	22.572	214	21.255	176	214
3	1:33.785	48.105	117	23.639	209	22.041	175	209	12	1:29.769	46.196	131	22.337	220	21.236	175	220
4	1:29.113	45.253	131	22.558	216	21.302	175	216	13	1:27.896	44.646	131	22.196	216	21.054	175	216
5	1:28.825	44.971	131	22.525	216	21.329	173	216	14	1:27.839	44.633	132	22.229	216	20.977	176	216
6	1:28.318	44.962	130	22.308	215	21.048	175	215	15	1:28.020	44.743	130	22.269	218	21.008	176	218
7	1:28.310	44.916	129	22.301	216	21.093	175	216	16	1:28.858	44.803	127	22.826	216	21.229	176	216
8	1:37.629	45.859	130	23.019	216	28.751	53	216	17	1:28.087	44.807	129	22.228	217	21.052	175	217
9	3:55.700	3:06.754	110	25.338	208	23.608	169	208									

Lap	Time	SE1	SP1	SE2	SP2	SE3	SP3	TSP	Lap	Time	SE1	SP1	SE2	SP2	SE3	SP3	TSP
80 Estner, DEU									theoretical besttime: 1:27.680								
1	1:52.975	1:04.427	122	25.548	184	23.000	169	184	11	1:29.691	44.707	132	22.316	218	22.668	175	218
2	1:31.905	46.928	128	23.025	213	21.952	174	213	12	1:27.991	44.598	130	22.375	217	21.018	177	217
3	1:29.967	45.879	130	22.663	216	21.425	176	216	13	1:32.408	48.330	102	23.014	216	21.064	177	216
4	1:28.952	45.051	130	22.565	216	21.336	176	216	14	1:27.799	44.588	130	22.212	218	20.999	175	218
5	1:28.513	44.800	131	22.416	218	21.297	175	218	15	1:29.426	44.512	132	23.641	209	21.273	176	209
6	1:28.385	44.795	131	22.357	218	21.233	176	218	16	1:27.957	44.651	132	22.268	217	21.038	176	217
7	1:33.526	44.845	128	22.617	219	26.064	54	219	17	1:27.744	44.469	132	22.220	218	21.055	177	218





ADAC Formel 4

Sector List Qualifying

Provisional



Nürburgring, Length: 3629m

Air temperature: 19.16°C

Track temperature: 20.23°C

Weather condition: Dry

DMSB Reg. Nr.: 930/17

Saturday, August 05, 2017 8:30:00

Lap	Time	SE1	SP1	SE2	SP2	SE3	SP3	TSP	Lap	Time	SE1	SP1	SE2	SP2	SE3	SP3	TSP
8	3:43.875	2:58.436	128	23.419	210	22.020	171	210	18	1:27.813	44.550	132	22.249	218	21.014	176	218
9	1:29.362	45.651	132	22.467	217	21.244	176	217	19	1:39.766	44.642	130	22.286	218	32.838	26	218
10	1:28.393	44.842	131	22.390	217	21.161	176	217									

81 Waldherr, DEU

theoretical besttime: 1:28.053

1	1:56.355	1:08.473	121	24.644	191	23.238	169	191	10	4:26.756	3:40.667	125	23.919	208	22.170	172	208
2	1:32.067	47.253	129	23.030	213	21.784	174	213	11	1:31.287	46.120	126	23.082	210	22.085	175	210
3	1:30.192	45.957	129	22.614	215	21.621	175	215	12	1:30.763	45.314	130	22.594	216	22.855	175	216
4	1:29.362	45.532	131	22.501	215	21.329	174	215	13	1:28.840	45.191	132	22.612	217	21.037	175	217
5	1:28.819	45.157	131	22.468	215	21.194	175	215	14	1:28.316	44.868	132	22.412	216	21.036	176	216
6	1:29.264	45.689	130	22.396	216	21.179	175	216	15	1:28.285	45.002	133	22.236	217	21.047	175	217
7	1:28.676	44.999	128	22.421	216	21.256	175	216	16	1:28.951	44.781	128	23.044	216	21.126	176	216
8	1:28.362	44.908	132	22.290	216	21.164	175	216	17	1:28.491	44.961	133	22.288	216	21.242	175	216
9	1:32.833	44.904	131	22.431	215	25.498	57	215	18	1:28.397	44.925	132	22.380	216	21.092	176	216

83 Moreira-Laliberte, CHE

theoretical besttime: 1:27.929

1	2:03.193	1:14.262	112	24.824	207	24.107	169	207	10	1:28.896	45.228	130	22.328	217	21.340	176	217
2	1:34.244	48.416	128	23.535	210	22.293	175	210	11	1:28.831	44.976	131	22.299	217	21.556	176	217
3	1:35.597	49.097	129	23.141	184	23.359	174	184	12	1:28.339	44.898	132	22.267	217	21.174	176	217
4	1:31.409	47.118	130	22.639	216	21.652	175	216	13	1:29.154	44.811	130	22.186	220	22.157	175	220
5	1:29.968	45.960	129	22.560	216	21.448	174	216	14	1:32.492	48.661	131	22.381	213	21.450	176	213
6	1:29.768	45.667	127	22.590	217	21.511	174	217	15	1:28.531	44.957	129	22.240	218	21.334	176	218
7	1:35.402	45.686	131	22.534	216	27.182	53	216	16	1:28.047	44.691	130	22.270	217	21.086	176	217
8	4:27.135	3:37.560	118	25.805	210	23.770	170	210	17	1:28.338	44.951	130	22.326	217	21.061	176	217
9	1:32.712	46.923	130	23.037	207	22.752	176	207	18	1:28.229	44.946	128	22.231	218	21.052	176	218

98 Piro, DEU

theoretical besttime: 1:28.261

1	7:02.077	6:04.658	106	25.671	210	31.748	55	210	8	1:28.632	44.971	129	22.372	216	21.289	175	216
2	3:13.201	2:22.397	126	26.605	193	24.199	172	193	9	1:36.632	45.212	132	22.476	215	28.944	53	215
3	1:31.907	46.739	130	22.987	211	22.181	176	211	10	3:32.630	2:45.803	127	24.261	210	22.566	172	210
4	1:29.203	45.338	130	22.500	217	21.365	175	217	11	1:30.503	46.567	132	22.508	214	21.428	176	214
5	1:29.006	45.159	131	22.466	215	21.381	176	215	12	1:28.754	45.071	132	22.445	218	21.238	177	218
6	1:28.978	45.205	130	22.337	219	21.436	175	219	13	1:28.351	44.867	132	22.297	217	21.187	177	217
7	1:28.742	45.065	131	22.426	215	21.251	175	215	14	1:28.337	44.839	133	22.235	218	21.263	177	218

99 Weerts, BEL

theoretical besttime: 1:28.218

1	15:26.182	14:37.066	121	25.507	152	23.609	160	152	7	1:28.298	44.888	132	22.325	216	21.085	176	216
2	1:33.391	48.970	129	23.050	209	21.371	175	209	8	1:28.416	45.010	131	22.319	216	21.087	176	216
3	1:34.057	45.491	131	23.158	177	25.408	176	177	9	1:28.362	44.896	131	22.382	217	21.084	176	217
4	1:28.586	45.002	130	22.454	216	21.130	176	216	10	1:33.560	44.815	131	22.445	218	26.300	175	218
5	1:34.867	45.062	130	22.401	220	27.404	174	220	11	1:28.463	45.012	131	22.367	217	21.084	174	217
6	1:28.580	45.131	130	22.322	217	21.127	175	217									